



B E A R I N G S U P P O R T S

March 2005 • English Version • Issue 12.0





System Plast | **BEARING SUPPORTS**

Quality and Service



**Your expectation,
our standard.**

Customers expect the best from System-Plast; we are committed to delivering nothing less. In every phase of our operation, from engineering, to production, to sales and assistance, System-Plast is committed to complying with the stringent standards of ISO 9001.



**When you are looking for a quality conveyor component,
look at System-Plast.**

We put our Leadership on the line for you.

Our complete range of products combines stainless steel, carbon steel, aluminium and engineered plastics to achieve reliability, superior performance and a compactness of design.

As one of the world's leading suppliers of conveyor components, System-Plast has a tradition of innovation that dates back to 1985 when we entered into this field.

In the last ten years, System-Plast Components have become the standard of design and performance to a wide range of industries, including conveyor manufacturing, materials handling, power transmission, packaging and many more.

In addition to manufacturing excellence, System-Plast has earned a reputation for outstanding customer service, offering a full range of design, custom fabrication and support services.

We hope you will now take a moment to look through this comprehensive manual. Then, when you are ready to discuss your needs with the nearest System-Plast representative, please consult the back cover of this catalog for further details about our sales network. We are able and eager to assist you set up a smooth functioning facility.

The components you want, when and how you want them.

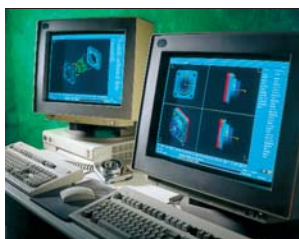
System-Plast is ready and able to satisfy your needs with quick answers and delivery of standard or custom made products. Our customers around the world know that the shortest distance between a problem and its solution is to call us: innovations, research, engineering and production are always under a strict control to improve our service and products.

Call our engineering experts.

To order the products you have selected, or to get expert advice in choosing the right ones for your application, call System Plast's Engineering Department at (035) 83.51.301, or fax your specifications: (035) 83.51.406.

We'll be happy to provide the information and advice you need. And we'll work to ensure prompt processing and delivery of your order.





System Plast.
Your exclusive
source
for conveyor
components



1 CONVEYOR COMPONENTS

- Drive sprockets, idler wheels, corner discs.
- Chain return components.
- Lateral guides and guide rail clamps.
- Adjustable heads and knobs.
- Side mounting and support heads.
- Threaded tube ends.
- Thermoplastic chains.
- Straight and corner tracks.
- Cross clamps.
- Guide rail brackets and drip tray supports.
- Hinges and handles.
- Support bases and levelling elements.

2 STAINLESS STEEL COMPONENTS

- Side mounting and support heads.
- Guide rail clamps.
- Cross clamps.
- Guide rail brackets.
- Support bases.
- Levelling pads.
- Connecting joints.
- Threaded tube ends.

3 BEARING SUPPORTS

- Flanged bearing support.
- Pillow block support.
- Take-up support.
- Cartridge/take-up support.
- Support for shafts from $\varnothing 12$ to $\varnothing 40$ mm.
- Flanged bearing support in stainless steel.
- Compact pillow block support.
- Cartridge support.
- Support with high corrosion resistance.

4 LEVELLING PADS

- Thermoplastic, steel and stainless steel supporting feet.
- Fixed feet.
- Threaded tube ends.
- Articulated feet with or without mounting holes.
- Vibration absorbing feet.
- Support bases

5 STRUCTURAL COMPONENTS

- Connecting joints.
- Panel clamps.
- Fixing block.
- Spring loaded latch.
- Tube ends and closing caps.
- Mounting profiles.
- Profile for plain tubes.
- Magnetic lock.
- Hinges and handles.

6 CONVEYOR CHAINS

- Straight running chains.
- Sideflexing chains magnetic system.
- Sideflexing chains with rubber pads.
- Sideflexing chains.
- Straight running chains with rubber pads.
- Straight and corner tracks.



1




3





4


System Plast offers a complete line of products to answer all your production needs.



5



6



2





FOOD INDUSTRY

advantages:

- excellent corrosion resistance
- compatible with working fluids
- easy cleaning
- high mechanical resistance
- long life
- low maintenance

CHEMICAL AND PHARMACEUTICAL

advantages:

- excellent chemical resistance
- high oxidation resistance
- easy cleaning
- light-weight
- high mechanical resistance
- long life
- low maintenance

AGRICULTURE

advantages:

- good resistance to dirt and dust
- easy cleaning
- high vibration resistance
- high mechanical resistance
- long life
- low maintenance

MATERIAL HANDLING

advantages:

- good resistance to dirt and dust
- suitable for humid environments
- high vibration resistance
- light-weight
- easy cleaning
- high mechanical resistance
- long life
- low maintenance

Bearing Support Units in Thermoplastic Material

In many different industries, such as food, chemical and pharmaceutical, material handling and even agriculture, bearings must provide for long periods of uninterrupted service. Therefore, a bearing offering low maintenance and "trouble-free" operation must be introduced. System Plast intends to offer the solution with its thermoplastic bearings. The constant evolution of the Bearing Line range enables System Plast to provide a suitable product for a wide variety of applications, extending to the most challenging.

Our range

System Plast offers a selection of bearings for shaft diameters ranging from 12mm to 40mm.

Providing true support, the bearings are available in Flanged or Pillow Block versions, and Take Up Unit or Framed Take Up Unit versions.

These products essentially combine two innovative elements: a housing in highly resistant thermoplastic material, and a protective stainless steel pressed cover.

All bearings are treated on the surface to safeguard the product from corrosion, allowing for operation even in humid environments.

Also, all bearings are lubricated with a special "long-life" grease.

Housing in Thermoplastic Material

The housing of all Bearing Support products is available in two different thermoplastic materials: Polyamide and Polypropylene. Both are reinforced with fiberglass to guarantee constant application and thermal stability.

The housing, in thermoplastic material, is light-weight, yet strong and safe, making it very reliable.

Moreover, the radial break load capacity of the housing in both versions (Polyamide and Polypropylene) is higher than the bearing static load itself.

Each version offers good resistance to many corrosive chemicals. The PA version is suitable for continuous operation in temperatures from -20 to +90 Degrees Centigrade, and the PP version in temperatures ranging from -20 to +70 Degrees Centigrade, while both maintain good dimensional stability at the maximum indicated temperatures.

Bearing

The bearings are available in two different versions, shaft locking with grub screws or with eccentric ring and in two different materials, chrome steel and stainless steel.












Long-life grease

The bearings are lubricated with a special "Long-Life" grease, which is ideal in applications within humid conditions, hot water, and in alkaline or acid solutions.

With this unique lubricant, System Plast bearings are able to sustain long life cycles ensuring quality operation.

PRODUCTION PROGRAM

Available version

SERIES		Ø mm		for plain shaft	for shouldered shaft	housing in polyamide	housing in polypropylene	housing in plastic, cover in stainless steel
Series UCF page 20		20,25,30 35,40	PA	●		●		
			PP	●			●	
Series UCF-R page 22		20,25,30 35,40	PA	●		●		
			PP	●			●	
Series UCF-RL page 24		30,40	PA	●		●		
			PP	●			●	
Series F page 26		25/30 30/35 35/40 40/45	PA		●	●		
			PP		●		●	
Series UCFQ page 28		12,15,16 17,20,25 30,35,40	PA	●		●		
Series UCFQ-R page 30		12,15,16 17,20,25 30,35,40	PA	●		●		
Series UCFQ-RL page 32		30,40	PA	●		●		
Series US page 34		30,40	PP	●			●	
Series US-R page 36		30,40	PP	●			●	
Series CS page 38		30,35,40	PA	●				●
Series CS-R page 40		30,35,40	PA	●				●

housing in stainless steel

bearing in chrome steel

bearing in stainless steel

maintenance free bearing

waterproof

corrosion resistance












mechanical resistance

relubricable

						MODERATE	HIGH	
						GOOD	LOWER	
						MODERATE	HIGH	
						EXCELLENT	GOOD	
						MODERATE	HIGH	
						EXCELLENT	GOOD	
						GOOD	HIGH	
						EXCELLENT	LOW	
						GOOD	HIGH	
						HIGH	HIGH	
						HIGH	HIGH	
						GOOD	HIGH	
						EXCELLENT	HIGH	
						GOOD	HIGH	
						EXCELLENT	HIGH	

PRODUCTION PROGRAM

Available version

SERIES		Ø mm		for plain shaft	for shouldered shaft	housing in polyamide	housing in polypropylene	housing in plastic, cover in stainless steel
Series CS-RL page 42		30, 35, 40	PA	●				●
Series UCFL page 44		20, 25, 30 35, 40	PA	●		●		
			PP	●			●	
Series UCFL-W page 46		20, 25, 30 35, 40	PA	●		●		
			PP	●			●	
Series UFL page 48		12, 15, 16 17, 20	PA	●		●		
			PP	●			●	
Series UFL-Z page 50		12, 15, 16 17, 20	PA	●		●		
			PP	●			●	
Series UCFH page 52		12, 15, 16 17, 20, 25 30, 35, 40	PA	●		●		
Series UCFH-R page 54		12, 15, 16 17, 20, 25 30, 35, 40	PA	●		●		
Series UCFH-RL page 56		30, 40	PA	●		●		
Series CL page 58		30, 35, 40	PA	●				●
Series CL-R page 60		30, 35, 40	PA	●				●
Series CL-RL page 62		30, 35, 40	PA	●				●

housing in stainless steel

bearing in chrome steel

bearing in stainless steel

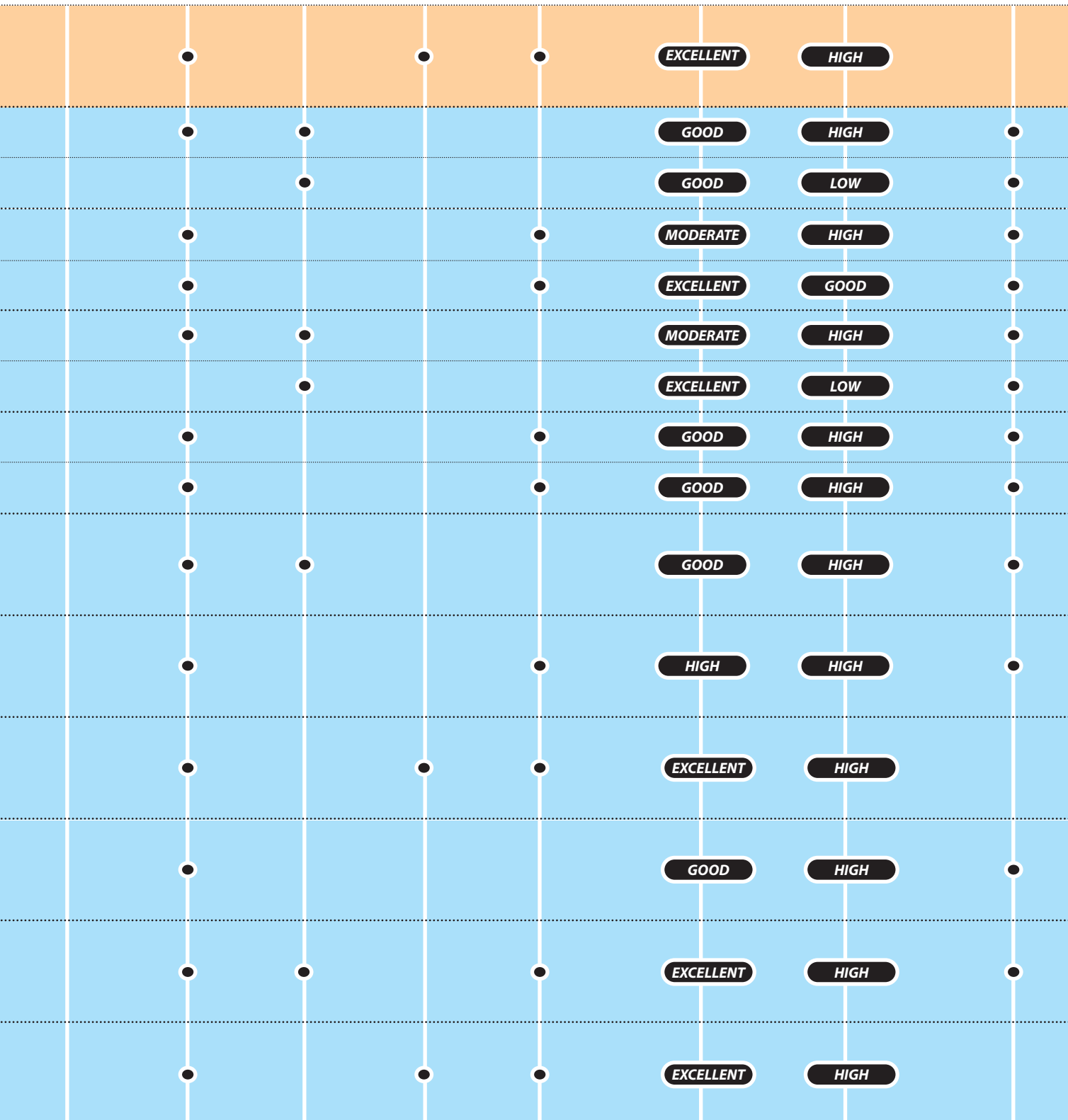
maintenance free bearing

waterproof

corrosion resistance












mechanical resistance

relubricable



PRODUCTION PROGRAM

Available version

SERIES		Ø mm		for plain shaft	for shouldered shaft	housing in polyamide	housing in polypropylene	housing in plastic, cover in stainless steel
Series UCFT page 64		12,15,16 17,25	PA	●		●		
Series UCFC page 66		25,30,35	PA	●		●		
			PP	●			●	
Series UCFC-Y page 68		30, 35	PA	●		●		
			PP	●			●	
Series FC page 70		30/35 35/40	PA		●	●		
			PP		●		●	
Series UCP page 72		12,15,16 17,20,25 30,35,40	PA	●		●		
			PP	●			●	
Series UCP-R page 74		12,15,16 17,20,25 30,35,40	PA	●		●		
			PP	●			●	
Series UCPA page 76		20,25,30	PA	●		●		
			PP	●			●	
Series UCPA-R page 78		20,25,30	PA	●		●		
			PP	●			●	
Series UCFA page 80		20,25,30	PA	●		●		
Series UCFA-R page 82		20,25,30	PA	●		●		
Series UCFCG page 84		25,30,35	PA	●		●		

housing in stainless steel

bearing in chrome steel

bearing in stainless steel

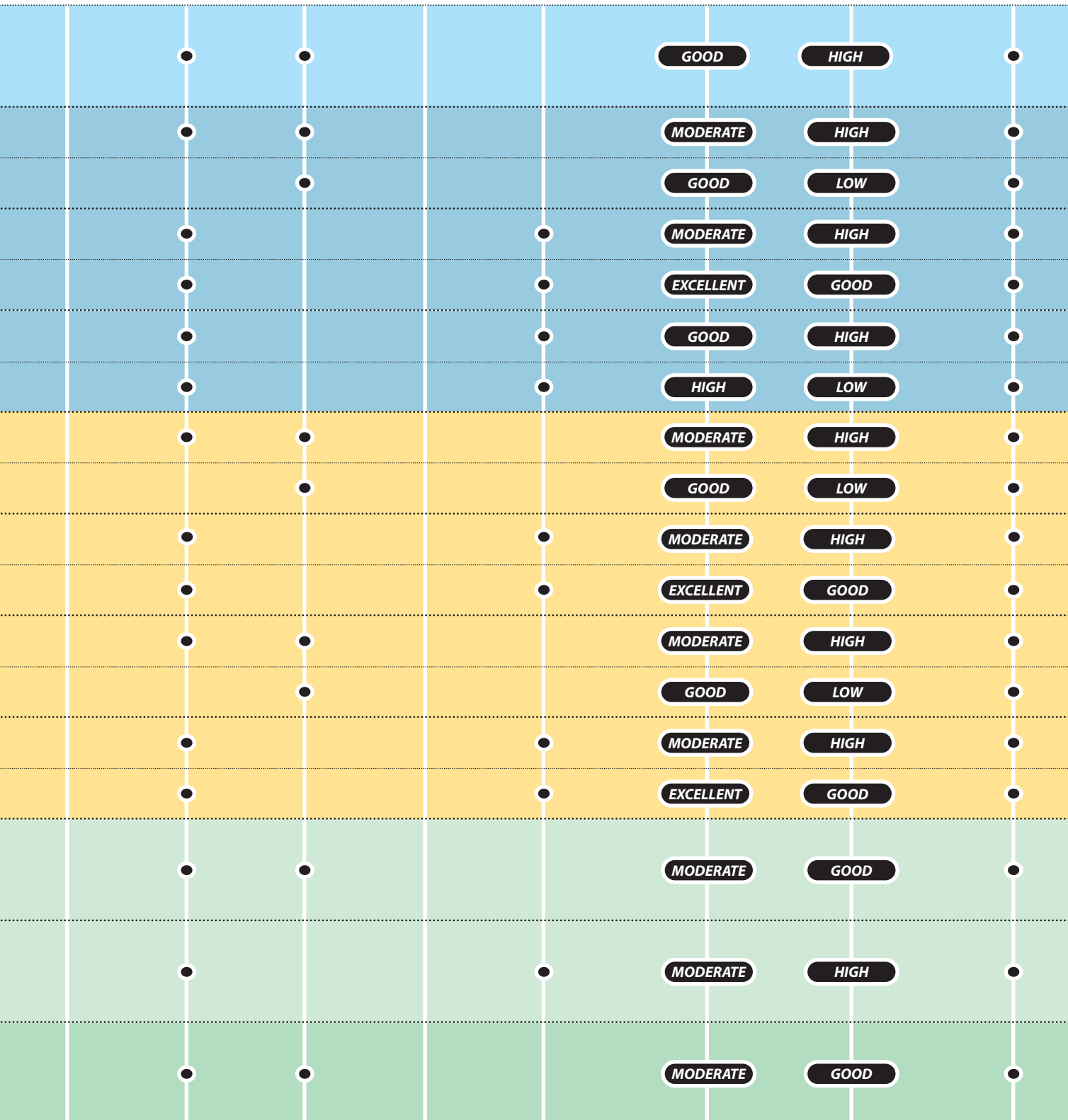
maintenance free bearing

waterproof

corrosion resistance











mechanical resistance

relubricable



PRODUCTION PROGRAM

Available version

SERIES		Ø mm		for plain shaft	for shouldered shaft	housing in polyamide	housing in polypropylene	housing in plastic, cover in stainless steel
Series UCFG-R page 86		25,30,35	PA	●		●		
Series UCT page 88		20,25 30,35	PA	●		●		
			PP	●			●	
Series UCT-R page 90		20, 25 30, 35	PA	●		●		
			PP	●			●	
Series UCHA page 92		20,25 30,35	PA	●		●		
			PP	●			●	
Series UCHA-R page 94		20, 25 30, 35	PA	●		●		
			PP	●			●	
Series UCHE page 96		20,25 30,35	PA	●		●		
			PP	●			●	
Series UCHE-R page 98		20, 25 30, 35	PA	●		●		
			PP	●			●	
Series SFL page 100		12,15,16 17,20	PA	●		●		
			PP	●			●	
Series SFL-Z page 102		12,15,16 17,20	PA	●		●		
			PP	●			●	
Series SQL page 104		12,15,16 17,20	PA	●		●		

housing in stainless steel

bearing in chrome steel

bearing in stainless steel

maintenance free bearing






waterproof

corrosion resistance

mechanical resistance

relubricable

housing in stainless steel	bearing in chrome steel	bearing in stainless steel	maintenance free bearing	waterproof	corrosion resistance	mechanical resistance	relubricable
	●			●	MODERATE	HIGH	●
	●	●			MODERATE	HIGH	●
		●			GOOD	LOW	●
	●			●	MODERATE	HIGH	●
	●			●	EXCELLENT	GOOD	●
	●	●			MODERATE	GOOD	●
		●			HIGH	LOW	●
	●			●	MODERATE	HIGH	●
	●			●	EXCELLENT	GOOD	●
	●	●			MODERATE	GOOD	●
		●			HIGH	LOW	●
	●			●	MODERATE	HIGH	●
	●			●	EXCELLENT	GOOD	●
	●	●			MODERATE	HIGH	●
		●			GOOD	LOW	●
	●			●	MODERATE	HIGH	●
	●			●	EXCELLENT	GOOD	●
	●	●			GOOD	GOOD	●

BEARINGS		∅ mm	corrosion resistance	mechanical resistance	re-lubricable
Standard bearing with grub screws page 108		12,15,16 17,20,25 30,35,40	HIGH	GOOD	●
Bearing in chrome steel - Protection rings in steel with NBR rubber					
Standard bearing with eccentric ring page 108		12,15,16 17,20,25 30,35,40	HIGH	GOOD	●
Bearing in chrome steel - Protection rings in steel with NBR rubber					
"S" lock bearing (improved locking system) page 110		20,25 30,35 40	HIGH	GOOD	●
Bearing in chrome steel - Protection rings in steel with NBR rubber					
Stainless steel page 109		20,25 30,35 40	EXCELLENT	GOOD	●
Stainless steel bearing with Cr+Mo - Seals in NBR rubber - Protection rings in stainless steel					
Maintenance free page 109		20,25 30,35 40	HIGH	GOOD	●
Bearing in chrome steel					

SAFETY CAPS

Clip on safety caps closed version

page 112



- Clip-on safety cap in polypropylene
- Closed version
- Colour: safety cap in yellow (for sufficient quantities parts can be produced in different colours)

Clip on safety caps open version

page 114



- Clip-on safety cap in polypropylene
- Open version
- Colour: safety cap in yellow (for sufficient quantities parts can be produced in different colours)

Safety caps closed version for waterproof supports

page 116



- Clip-on safety cap in polypropylene
- Clip-on safety cap for support in polyamide with heavy duty O-Ring in NBR-rubber.
- Clip-on safety cap for support in polypropylene with heavy duty O-Ring in VITON-rubber.
- Colour: safety cap in yellow (for sufficient quantities parts can be produced in different colours)

Safety caps open version for waterproof supports

page 118



- Clip-on safety cap in polypropylene
- Clip-on safety cap for support in polyamide with rotary shaft seal ring and heavy duty O-Ring in NBR-rubber.
- Clip-on safety cap for support in polypropylene with rotary shaft seal ring and heavy duty O-Ring in VITON-rubber.
- Colour: safety cap in yellow (for sufficient quantities parts can be produced in different colours)



Flanged bearing support series UCF for plain shafts d 20-25-30-35-40 mm



see also... Features: page 124

Lubrication/maintenance: 125

Mounting instructions: 126

Calculation of load capacity and bearing life: 129

Accessories: 120

Chemical resistance: 136

TECHNICAL INFORMATION

- **Resistance to corrosion:**
 - Polyamide version (PA): good resistance to many corrosive chemicals such as water, oils, greases, petrol, milk, wine, alcoholic beverages.
 - Polypropylene version (PP): good resistance to highly corrosive chemicals such as acids, organic liquids, surfactants, detergents.
- **Load capacity:**
 - Polyamide version (PA): high load capacity.
 - Polypropylene version (PP): low capacity.
- **Continuous operating temperature:**
 - Polyamide version (PA): from -20°C to +90°C.
 - Polypropylene version (PP): from -20°C to +70°C.

Both versions maintain good dimensional stability at the maximum indicated temperature.
- **Economical operation.**
Long life, maintenance free.
- **Self-alignment:**
Max. misalignment between shaft and housing: 2.5°.
- **Concept and design to meet all safety requirements.**
- **Interchangeability:**
Interchangeable with standard cast iron flanged supports.



accessory

COMPONENTS

- 1 Housing in plastic material.
- 2 Adjustable ball bearing, pre-lubricated by means of grease-nipple or a quick coupler.
- 3 Ball-type grease-nipple (available upon request) quick coupler to take semi-rigid hoses Ø 4 mm in Rilsan (see accessories on page 120).
- 4 Clip-on safety cap (accessory). Open version achievable by pressing in the shaft against the internal side of the cap.
- 5 Spacers to reinforce bolt holes.
- 6 Washer UNI 6592.

MAX. RADIAL LOAD CAPACITY OF HOUSING

Values indicated in the table above, are obtained at 23°C. Strength of housing indicated on page 129.

PA VERSION IN POLYAMIDE (PA) MATERIALS

- Reinforced polyamide housing.
- High quality ball bearing in chrome steel or stainless steel.
- Grease-nipple in nickel plated brass or stainless steel.
- Safety cap in polypropylene (accessory).
- Spacers in nickel plated brass.
- Washers in stainless steel AISI 304 - DIN 1.4301.

PP VERSION IN POLYPROPYLENE (PP) MATERIALS

- Reinforced polypropylene housing.
- High quality ball bearing in stainless steel.
- Grease-nipple in stainless steel.
- Safety cap in polypropylene (accessory).
- Spacers in stainless steel AISI 304 - DIN 1.4301.
- Washers in stainless steel AISI 304 - DIN 1.4301.

COLOUR

- Bearing support in black.
- Safety cap in yellow.
- For sufficient quantities parts can be produced in different colours.



series UCF



Plain Shaft



Ø mm

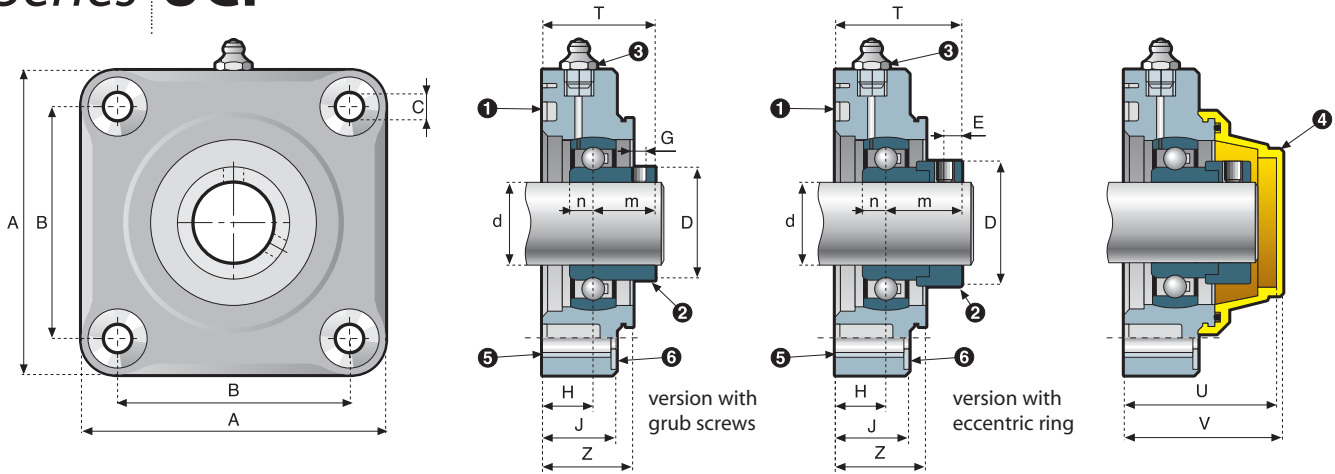


Polyamide



Polypropylene

Series UCF



Ø d mm	code version (PA)	safety cap code	dimensions (mm)													bearing load ratings		max. radial load capacity on plastic housing PA (N)	weight (Kg)	
			A	B	C	D	E	G	H	J	Z	T	m	n	U	V	dynamic C (N)			static Co (N)
SHAFT LOCKING WITH GRUB SCREWS																				
20	50204S	50003A	86	63	11	28.5	5.4	M6x0.75	16	19	25	34.2	18.2	7	50	52	9850	6580	12800	0.23
20	50204A	50003A	98	70	11	28.5	5.4	M6x0.75	16	19	25	34.2	18.2	7	50	52	9850	6580	12800	0.35
25	50205S	50003A	86	63	11	34	5.4	M6x0.75	15	19	25	34.5	19.5	7.5	50	52	10800	7800	12800	0.28
25	50205A	50003A	98	70	11	34	5.4	M6x0.75	15	19	25	34.5	19.5	7.5	50	52	10800	7800	13000	0.41
25	50205	50001	110	83	11	34	5.4	M6x0.75	19	25	31	38.5	19.5	7.5	53	55	10800	7800	13000	0.45
30	50206S	50004	110	77	11	40	5.9	M6x0.75	22	25	36	44	22	8	68	70	15000	11300	12000	0.50
30	50206	50001	110	83	11	40	5.9	M6x0.75	18	25	31	40	22	8	53	55	15000	11300	13000	0.56
35	50207	50002	110	83	11	46.7	7.4	M6x0.75	20	25	35	45.5	25.5	9.5	67	69	19700	15300	12800	0.70
35	50207G	50002	118	92	14	46.7	7.4	M6x0.75	20	25	35	45.5	25.5	9.5	67	69	19700	15300	13000	0.80
40	50208S	50004	110	77	11	52.7	8	M8x1.00	19	25	36	51.1	32.1	9	68	70	22400	17900	12000	0.88
40	50208	50002	110	83	11	52.7	8	M8x1.00	20	25	35	52.1	32.1	9	67	69	22400	17900	12500	0.87
40	50208G	50002	118	92	14	52.7	8	M8x1.00	20	25	35	52.1	32.1	9	67	69	22400	17900	12800	0.86
40	50208F	50002	130	101.5	14	52.7	8	M8x1.00	20	25	35	52.1	32.1	9	67	69	22400	17900	12500	0.90

SHAFT LOCKING WITH ECCENTRIC RING																				
20	50204SB	50003A	86	63	11	33.3	5	M6x0.75	16	19	25	39.6	23.6	7.5	50	52	9850	6580	12800	0.26
20	50204AB	50003A	98	70	11	33.3	5	M6x0.75	16	19	25	39.6	23.6	7.5	50	52	9850	6580	12800	0.40
25	50205SB	50003A	86	63	11	38	5	M6x0.75	15	19	25	38.6	23.6	7.5	50	52	10800	7800	12800	0.35
25	50205AB	50003A	98	70	11	38	5	M6x0.75	15	19	25	38.6	23.6	7.5	50	52	10800	7800	13000	0.44
25	50205B	50001	110	83	11	38	5	M6x0.75	19	25	31	42.6	23.6	7.5	53	55	10800	7800	13000	0.48
30	50206SB	50004	110	77	11	44.5	6.2	M8x1.00	22	25	36	48.9	26.9	9	68	70	15000	11300	12000	0.70
30	50206B	50001	110	83	11	44.5	6.2	M8x1.00	18	25	31	44.9	26.9	9	53	55	15000	11300	13000	0.60
35	50207B	50002	110	83	11	55.6	7	M10x1.25	20	25	35	49.6	29.6	9.5	67	69	19700	15300	12800	0.78
35	50207GB	50002	118	92	14	55.6	7	M10x1.25	20	25	35	49.6	29.6	9.5	67	69	19700	15300	13000	0.88
40	50208SB	50004	110	77	11	60.3	7	M10x1.25	19	25	36	53.6	34.6	9	68	70	22400	17900	12000	0.97
40	50208B	50002	110	83	11	60.3	7	M10x1.25	20	25	35	54.6	34.6	9	67	69	22400	17900	12500	0.95
40	50208GB	50002	118	92	14	60.3	7	M10x1.25	20	25	35	54.6	34.6	9	67	69	22400	17900	12800	0.91
40	50208FB	50002	130	101.5	14	60.3	7	M10x1.25	20	25	35	54.6	34.6	9	67	69	22400	17900	13000	0.97

Ø d mm	code version		safety cap code	dimensions (mm)													bearing load ratings		max. radial load capacity on plastic housing		weight (Kg)	
	PA	PP		A	B	C	D	E	G	H	J	Z	T	m	n	U	V	dynamic C (N)	static Co (N)	PA (N)		PP (N)
STAINLESS STEEL BEARING (with grub screws)																						
20	50204S/SS	60204S	50003A	86	63	11	28.5	5.4	M6x0.75	16	19	25	34.2	18.2	7.6	50	52	7300	4900	12000	6100	0.23
20	50204A/SS	60204A	50003A	98	70	11	28.5	5.4	M6x0.75	16	19	25	34.2	18.2	7.6	50	52	7300	4900	13000	6100	0.35
25	50205S/SS	60205S	50003A	86	63	11	34	5.4	M6x0.75	15	19	25	34.8	19.8	7.6	50	52	8100	5800	12000	6100	0.28
25	50205A/SS	60205A	50003A	98	70	11	34	5.4	M6x0.75	15	19	25	34.8	19.8	7.6	50	52	8100	5800	13000	6100	0.41
25	50205/SS	60205	50001	110	83	11	34	5.4	M6x0.75	19	25	31	38.8	19.8	7.6	53	55	8100	5800	13000	6200	0.45
30	50206S/SS	60206S	50004	110	77	11	40	5.9	M6x0.75	22	25	36	44.2	22.2	9	68	70	11250	8400	12500	6100	0.50
30	50206/SS	60206	50001	110	83	11	40	5.9	M6x0.75	18	25	31	40.2	22.2	9	53	55	11250	8400	13000	6000	0.56
35	50207/SS	60207	50002	110	83	11	46.7	7.4	M6x0.75	20	25	35	45.4	25.4	9.6	67	69	14700	11400	12800	6000	0.70
35	50207G/SS	60207G	50002	118	92	14	46.7	7.4	M6x0.75	20	25	35	45.4	25.4	9.6	67	69	14700	11400	13000	6000	0.80
40	50208S/SS	60208S	50004	110	77	11	52.7	8	M8x1.00	19	25	36	49.1	30.1	11	68	70	16800	13400	12500	6100	0.88
40	50208/SS	60208	50002	110	83	11	52.7	8	M8x1.00	20	25	35	50.1	30.1	11	67	69	16800	13400	12500	6200	0.87
40	50208G/SS	60208G	50002	118	92	14	52.7	8	M8x1.00	20	25	35	50.1	30.1	11	67	69	16800	13400	12800	6400	0.86
40	50208F/SS	60208F	50002	130	101.5	14	52.7	8	M8x1.00	20	25	35	50.1	30.1	11	67	69	16800	13400	14000	6200	0.90

Series UCF-R



Flanged bearing support series UCF-R for plain shafts
d 20-25-30-35-40 mm



see also... Features: page 124

Lubrication/maintenance: 125

Mounting instructions: 126

Calculation of load capacity and bearing life: 129

Accessories: 120

Chemical resistance: 136

TECHNICAL INFORMATION

● Complete sealed units.

● Resistance to corrosion:

- Polyamide version (PA): good resistance to many corrosive chemicals such as water, oils, greases, petrol, milk, wine, alcoholic beverages.
- Polypropylene version (PP): excellent resistance to highly corrosive chemicals such as acids, organic liquids, surfactants, detergents.

● Load capacity:

- Polyamide version (PA): high load capacity.
- Polypropylene version (PP): low capacity.

● Continuous operating temperature:

- Polyamide version (PA): from -20°C to +90°C.
 - Polypropylene version (PP): from -20°C to +70°C.
- Both versions maintain good dimensional stability at the maximum indicated temperature.

● Economical operation.

Long life, maintenance free.

● Self-alignment:

Max. misalignment between shaft and housing: 2°.

● Concept and design to meet all safety requirements.

● Interchangeability:

Interchangeable with standard cast iron flanged supports.

COMPONENTS

- 1 Housing in plastic material.
- 2 Adjustable ball bearing, pre-lubricated by means of grease-nipple or a quick coupler.
- 3 Ball-type grease-nipple (available upon request) quick coupler to take semi-rigid hoses Ø 4 mm in Rilsan (see accessories on page 120).
- 4 Clip-on safety cap (closed version).
- 5 Clip-on safety cap (open version).
- 6 Washer UNI 6592.
- 7 Spacers to reinforce bolt holes.
- 8 Rotary shaft seal ring with extra dust-protection lip.
- 9 Heavy duty O-Ring.

MAX. RADIAL LOAD CAPACITY OF HOUSING

Values indicated in the table above, are obtained at 23°C. Strength of housing indicated on page 129.

PA VERSION IN POLYAMIDE (PA) MATERIALS

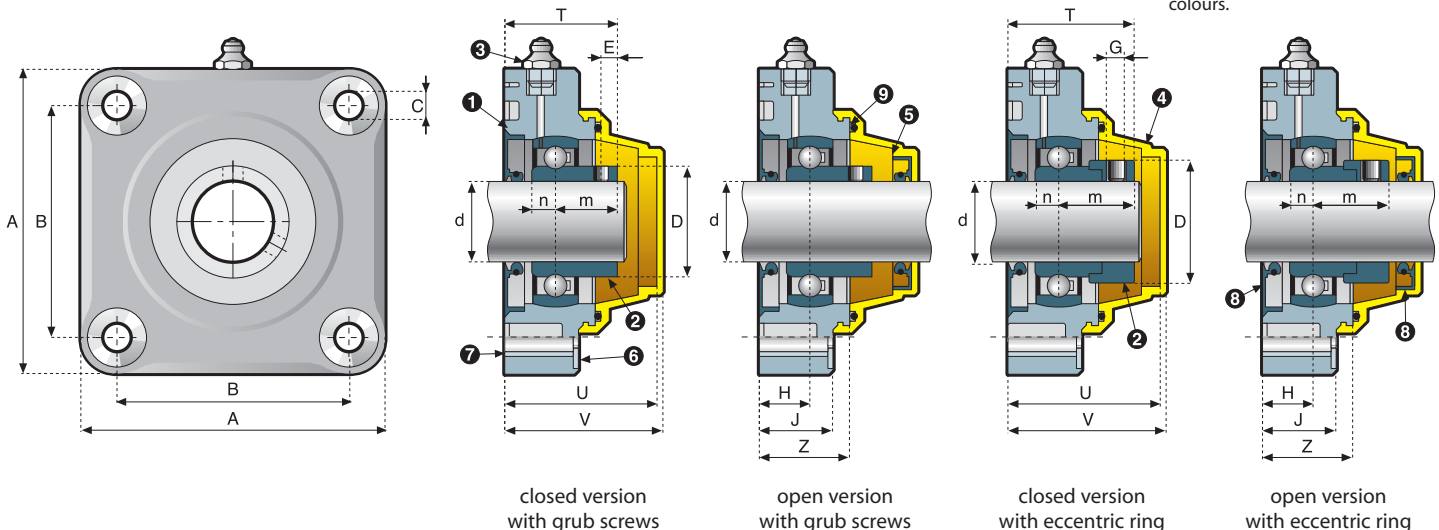
- Reinforced polyamide housing.
- High quality ball bearing in chrome steel.
- Grease-nipple in nickel plated brass.
- Safety cap in polypropylene.
- Washers in stainless steel AISI 304 - DIN 1.4301.
- Spacers in nickel plated brass.
- Seal and O-Ring in NBR-rubber


PP VERSION IN POLYPROPYLENE (PP) MATERIALS

- Reinforced polypropylene housing.
- High quality ball bearing in chrome steel.
- Grease-nipple in stainless steel.
- Safety cap in polypropylene.
- Washers in stainless steel AISI 304 - DIN 1.4301.
- Spacers in stainless steel AISI 304 - DIN 1.4301.
- Seal and O-Ring in VITON-rubber.

COLOUR

- Bearing support in black.
- Safety cap in yellow.
- For sufficient quantities parts can be produced in different colours.





Ø d mm	code version		dimensions (mm)														bearing load ratings		max. radial load capacity on plastic housing (N)	weight (Kg)	
	closed	open	A	B	C	D	E	G	H	J	Z	T	m	n	U	V	dynamic C (N)	static Co (N)			
SHAFT LOCKING WITH GRUB SCREWS VERSION IN POLYAMIDE - PA -																					
20	50204SR	55204SR	86	63	11	28.5	5.4	M6x0.75	16	19	25	34.2	18.2	7	50	52	9850	6580	12000	0.28	
20	50204AR	55204AR	98	70	11	28.5	5.4	M6x0.75	16	19	25	34.2	18.2	7	50	52	9850	6580	12000	0.38	
25	50205SR	55205SR	86	63	11	34	5.4	M6x0.75	15	19	25	34.5	19.5	7.5	50	52	10800	7800	12000	0.31	
25	50205AR	55205AR	98	70	11	34	5.4	M6x0.75	15	19	25	34.5	19.5	7.5	50	52	10800	7800	13000	0.42	
25	50205R	55205R	110	83	11	34	5.4	M6x0.75	19	25	31	38.5	19.5	7.5	53	55	10800	7800	13000	0.46	
30	50206SR	55206SR	110	77	11	40	5.9	M6x0.75	22	25	36	44	22	8	68	70	15000	11300	12000	0.63	
30	50206R	55206R	110	83	11	40	5.9	M6x0.75	18	25	31	40	22	8	53	55	15000	11300	13000	0.59	
35	50207R	55207R	110	83	11	46.7	7.4	M6x0.75	20	25	35	45.6	25.6	9.5	67	69	19700	15300	12800	0.74	
35	50207N	55207N	118	92	14	46.7	7.4	M6x0.75	20	25	35	45.6	25.6	9.5	67	69	19700	15300	13000	0.90	
40	50208SR	55208SR	110	77	11	52.7	8	M8x1.00	19	25	36	51.1	32.1	9	68	70	22400	17900	10000	0.94	
40	50208R	55208R	110	83	11	52.7	8	M8x1.00	20	25	35	52.1	32.1	9	67	69	22400	17900	12500	0.90	
40	50208N	55208N	118	92	14	52.7	8	M8x1.00	20	25	35	52.1	32.1	9	67	69	22400	17900	12800	1.00	
40	50208FR	55208FR	130	101.5	14	52.7	8	M8x1.00	20	25	35	52.1	32.1	9	67	69	22400	17900	12500	0.98	
SHAFT LOCKING WITH ECCENTRIC RING VERSION IN POLYAMIDE - PA -																					
20	50204SRB	55204SRB	86	63	11	33.3	5	M6x0.75	16	19	25	39.6	23.6	7.5	50	52	9850	6580	12000	0.29	
20	50204ARB	55204ARB	98	70	11	33.3	5	M6x0.75	16	19	25	39.6	23.6	7.5	50	52	9850	6850	12000	0.32	
25	50205SRB	55205SRB	86	63	11	38	5	M6x0.75	15	19	25	38.6	23.6	7.5	50	52	10800	7800	12000	0.25	
25	50205ARB	55205ARB	98	70	11	38	5	M6x0.75	15	19	25	38.6	23.6	7.5	50	52	10800	7800	13000	0.45	
25	50205RB	55205RB	110	83	11	38	5	M6x0.75	19	25	31	42.6	23.6	7.5	53	55	10800	7800	13000	0.50	
30	50206/OH	55206/OH	110	77	11	44.5	6.2	M8x1.00	22	25	36	48.9	26.9	9	68	70	15000	11300	12000	0.73	
30	50206RB	55206RB	110	83	11	44.5	6.2	M8x1.00	18	25	31	44.9	26.9	9	53	55	15000	11300	13000	0.66	
35	50207RB	55207RB	110	83	11	55.6	7	M10x1.25	20	25	35	49.6	29.6	9.5	67	69	19700	15300	12800	0.80	
35	50207NB	55207NB	118	92	14	55.6	7	M10x1.25	20	25	35	49.6	29.6	9.5	67	69	19700	15300	13000	0.95	
40	50208/OH	55208/OH	110	77	11	60.3	7	M10x1.25	19	25	36	53.6	34.6	9	68	70	22400	17900	10000	0.98	
40	50208RB	55208RB	110	83	11	60.3	7	M10x1.25	20	25	35	54.6	34.6	9	67	69	22400	17900	12500	1.10	
40	50208NB	55208NB	118	92	14	60.3	7	M10x1.25	20	25	35	54.6	34.6	9	67	69	22400	17900	12800	1.15	
40	50208FRB	55208FRB	130	101.5	14	60.3	7	M10x1.25	20	25	35	54.6	34.6	9	67	69	22400	17900	12500	1.12	
SHAFT LOCKING WITH GRUB SCREWS VERSION IN POLYPROPYLENE - PP -																					
20	60204SR	65204SR	86	63	11	28.5	5.4	M6x0.75	16	19	25	34.2	18.2	7	50	52	9850	6580	6100	0.28	
20	60204AR	65204AR	98	70	11	28.5	5.4	M6x0.75	16	19	25	34.2	18.2	7	50	52	9850	6580	6100	0.38	
25	60205SR	65205SR	86	63	11	34	5.4	M6x0.75	15	19	25	34.5	19.5	7.5	50	52	10800	7800	6100	0.31	
25	60205AR	65205AR	98	70	11	34	5.4	M6x0.75	15	19	25	34.5	19.5	7.5	50	52	10800	7800	6100	0.42	
25	60205R	65205R	110	83	11	34	5.4	M6x0.75	19	25	31	38.5	19.5	7.5	53	55	10800	7800	6200	0.46	
30	60206SR	65206SR	110	77	11	40	5.9	M6x0.75	22	25	36	44	22	8	68	70	15000	11300	6100	0.63	
30	60206R	65206R	110	83	11	40	5.9	M6x0.75	18	25	31	40	22	8	53	55	15000	11300	6000	0.59	
35	60207R	65207R	110	83	11	46.7	7.4	M6x0.75	20	25	35	45.6	25.6	9.5	67	69	19700	15300	6000	0.74	
35	60207N	65207N	118	92	14	46.7	7.4	M6x0.75	20	25	35	45.6	25.6	9.5	67	69	19700	15300	6200	0.90	
40	60208SR	65208SR	110	77	11	52.7	8	M8x1.00	19	25	36	51.1	32.1	9	68	70	22400	17900	6100	0.94	
40	60208R	65208R	110	83	11	52.7	8	M8x1.00	20	25	35	52.1	32.1	9	67	69	22400	17900	5800	0.90	
40	60208N	65208N	118	92	14	52.7	8	M8x1.00	20	25	35	52.1	32.1	9	67	69	22400	17900	6400	1.00	
40	60208FR	65208FR	130	101.5	14	52.7	8	M8x1.00	20	25	35	52.1	32.1	9	67	69	22400	17900	6200	0.98	
SHAFT LOCKING WITH ECCENTRIC RING VERSION IN POLYPROPYLENE - PP -																					
20	60204SRB	65204SRB	86	63	11	33.3	5	M6x0.75	16	19	25	39.6	23.6	7.5	50	52	9850	6580	6100	0.29	
20	60204ARB	65204ARB	98	70	11	33.3	5	M6x0.75	16	19	25	39.6	23.6	7.5	50	52	9850	6580	6100	0.32	
25	60205SRB	65205SRB	86	63	11	38	5	M6x0.75	15	19	25	38.6	23.6	7.5	50	52	10800	7800	6100	0.25	
25	60205ARB	65205ARB	98	70	11	38	5	M6x0.75	15	19	25	38.6	23.6	7.5	50	52	10800	7800	6100	0.45	
25	60205RB	65205RB	110	83	11	38	5	M6x0.75	19	25	31	42.6	23.6	7.5	53	55	10800	7800	6200	0.50	
30	60206/OH	65206/OH	110	77	11	44.5	6.2	M8x1.00	22	25	36	48.9	26.9	9	68	70	15000	11300	6100	0.73	
30	60206RB	65206RB	110	83	11	44.5	6.2	M8x1.00	18	25	31	44.9	26.9	9	53	55	15000	11300	6000	0.66	
35	60207RB	65207RB	110	83	11	55.6	7	M10x1.25	20	25	35	49.6	29.6	9.5	67	69	19700	15300	6000	0.80	
35	60207NB	65207NB	118	92	14	55.6	7	M10x1.25	20	25	35	49.6	29.6	9.5	67	69	19700	15300	6200	0.95	
40	60208/OH	65208/OH	110	77	11	60.3	7	M10x1.25	19	25	36	53.6	34.6	9	68	70	22400	17900	6100	0.98	
40	60208RB	65208RB	110	83	11	60.3	7	M10x1.25	20	25	35	54.6	34.6	9	67	69	22400	17900	5800	1.10	
40	60208NB	65208NB	118	92	14	60.3	7	M10x1.25	20	25	35	54.6	34.6	9	67	69	22400	17900	6400	1.15	
40	60208FRB	65208FRB	130	101.5	14	60.3	7	M10x1.25	20	25	35	54.6	34.6	9	67	69	22400	17900	6200	1.12	

The dimension of the housings related to codes printed in bold letters are unified according to international standards.

Series UCF-RL



**Maintenance Free
Flanged bearing support
series UCF-RL
for plain shafts
d 30-40 mm**



see also... Features: page 124

Lubrication/maintenance: 125
Mounting instructions: 126
Calculation of load capacity and bearing life: 129
Accessories: 120
Chemical resistance: 136



TECHNICAL INFORMATION

- **Complete sealed units.**
- **Resistance to corrosion:**
 - Polyamide version (PA): high resistance to many corrosive chemicals such as water, oils, greases, petrol, milk, wine, alcoholic beverages.
 - Polypropylene version (PP): excellent resistance to highly corrosive chemicals such as acids, organic liquids, surfactants, detergents.
- **Load capacity:**
 - Polyamide version (PA): high load capacity.
 - Polypropylene version (PP): low capacity.
- **Continuous operating temperature:**
 - Polyamide version (PA): from -20°C to +90°C.
 - Polypropylene version (PP): from -20°C to +70°C.

Both versions maintain good dimensional stability at the maximum indicated temperature.
- **Ball bearing pre-lubricated with long-life grease, which is ideal in applications within humid conditions, water, alkaline or acid solutions.**
- **Maintenance free.**
- **Self-alignment:**
Max. misalignment between shaft and housing: 2°.
- **Concept and design to meet all safety requirements.**
- **Interchangeability:**
Interchangeable with standard cast iron flanged supports.

COMPONENTS

- 1 Housing in plastic material.
- 2 High quality maintenance free ball bearing.
- 3 Clip-on safety cap (closed version).
- 4 Clip-on safety cap (open version).
- 5 Washer UNI 6592.
- 6 Spacers to reinforce bolt holes.
- 7 Rotary shaft seal ring with extra dust-protection lip.
- 8 Heavy duty O-Ring.

MAX. RADIAL LOAD CAPACITY OF HOUSING

Values indicated in the table above, are obtained at 23°C. Strength of housing indicated on page 129.

VERSION IN POLYAMIDE (PA) MATERIALS

- Reinforced polyamide housing.
- High quality maintenance free ball bearing in chrome steel.
- Safety cap in polypropylene.
- Washers in stainless steel AISI 304 - DIN 1.4301.
- Spacers in nickel plated brass.
- Seal and O-Ring in NBR-rubber

VERSION IN POLYPROPYLENE (PP) MATERIALS

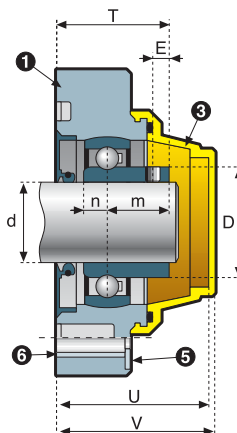
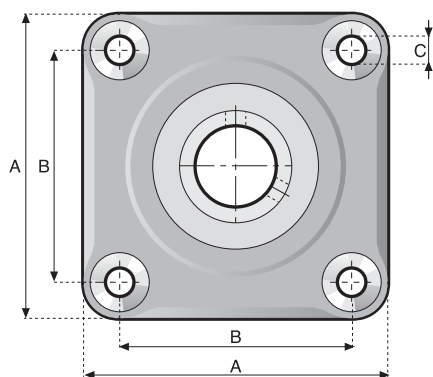
- Reinforced polypropylene housing.
- High quality maintenance free ball bearing in chrome steel.
- Safety cap in polypropylene.
- Washers in stainless steel AISI 304 - DIN 1.4301.
- Spacers in stainless steel AISI 304 - DIN 1.4301.
- Seal and O-Ring in VITON-rubber.

COLOUR

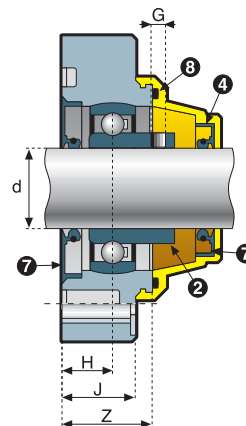
- Bearing support in black.
- Safety cap in yellow.
- For sufficient quantities parts can be produced in different colours.



Series UCF-RL



closed version
with grub screws



open version
with grub screws

Ø d mm	code version		dimensions (mm)													bearing load ratings		max. radial load capacity on plastic housing (N)	weight (Kg)	
	closed	open	A	B	C	D	E	G	H	J	Z	T	m	n	U	V	dynamic C (N)			static Co (N)
SHAFT LOCKING WITH GRUB SCREWS VERSION IN POLYAMIDE - PA -																				
30	50206SRL	55206SRL	110	77	11	40	5.9	M6x0.75	22	25	36	44	22	8	68	70	15000	11300	12000	0.63
30	50206RL	55206RL	110	83	11	40	5.9	M6x0.75	18	25	31	40	22	8	53	55	15000	11300	13000	0.59
40	50208SRL	55208SRL	110	77	11	52.7	8	M8x1.00	19	25	36	50.1	32.1	9	68	70	22400	17900	10000	0.94
40	50208RL	55208RL	110	83	11	52.7	8	M8x1.00	20	25	35	52.1	32.1	9	67	69	22400	17900	12500	0.90
40	50208NL	55208NL	118	92	14	52.7	8	M8x1.00	20	25	35	52.1	32.1	9	67	69	22400	17900	12800	1.00
40	50208FRL	55208FRL	130	101.5	14	52.7	8	M8x1.00	20	25	35	52.1	32.1	9	67	69	22400	17900	12500	0.98
SHAFT LOCKING WITH GRUB SCREWS VERSION IN POLYPROPYLENE - PP -																				
30	60206SRL	65206SRL	110	77	11	40	5.9	M6x0.75	22	25	36	44	22	8	68	70	15000	11300	6100	0.63
30	60206RL	65206RL	110	83	11	40	5.9	M6x0.75	18	25	31	40	22	8	53	55	15000	11300	6200	0.59
40	60208SRL	65208SRL	110	77	11	52.7	8	M8x1.00	19	25	36	50.1	32.1	9	68	70	22400	17900	5800	0.94
40	60208RL	65208RL	100	83	11	52.7	8	M8x1.00	20	25	35	52.1	32.1	9	67	69	22400	17900	6150	0.90
40	60208NL	65208NL	118	92	14	52.7	8	M8x1.00	20	25	35	52.1	32.1	9	67	69	22400	17900	6180	1.00
40	60208FRL	65208FRL	130	101.5	14	52.7	8	M8x1.00	20	25	35	52.1	32.1	9	67	69	22400	17900	6150	0.98

The dimension of the housings related to codes printed in bold letters are unified according to international standards.

Series F



Flanged bearing support series F for shouldered shafts d 25-30-35-40 mm



see also... Features: page 124

Lubrication/maintenance: 125

Mounting instructions: 126

Calculation of load capacity and bearing life: 129

Accessories: 120

Chemical resistance: 136

TECHNICAL INFORMATION

● Complete sealed units.

● Resistance to corrosion:

- Polyamide version (PA): good resistance to many corrosive chemicals such as water, oils, greases, petrol, milk, wine, alcoholic beverages.
- Polypropylene version (PP): excellent resistance to highly corrosive chemicals such as acids, organic liquids, surfactants, detergents.

● Load capacity:

- Polyamide version (PA): high load capacity.
- Polypropylene version (PP): low capacity.

● Continuous operating temperature:

- Polyamide version (PA): from -20°C to +90°C.
 - Polypropylene version (PP): from -20°C to +70°C.
- Both versions maintain good dimensional stability at the maximum indicated temperature.

● Economical operation.

Long life, maintenance free.

● Concept and design to meet all safety requirements.

COMPONENTS

- 1 Housing in plastic material.
- 2 Radial ball bearing, pre-lubricated by means of grease-nipple or a quick coupler.
- 3 Ball-type grease-nipple (available upon request) quick coupler to take semi-rigid hoses Ø 4 mm in Rilsan (see accessories on page 120).
- 4 Rotary shaft seal ring with extra dust-protection lip.
- 5 Spacers to reinforce bolt holes.
- 6 Washer UNI 6592.
- 7 Spacer.

MAX. RADIAL LOAD CAPACITY OF HOUSING

Values indicated in the table above, are obtained at 23°C. Strength of housing indicated on page 129.

PA VERSION IN POLYAMIDE (PA) MATERIALS

- Reinforced polyamide housing.
- Bearing in steel.
- Grease-nipple in nickel plated brass.
- Seal in NBR-rubber.
- Spacers in nickel plated brass.
- Washers in stainless steel AISI 304 - DIN 1.4301.
- Spacer in polyamide.

PP VERSION IN POLYPROPYLENE (PP) MATERIALS

- Reinforced polypropylene housing.
- Bearing in steel.
- Grease-nipple in stainless steel.
- Seal in VITON-rubber.
- Spacers in stainless steel AISI 304 - DIN 1.4301.
- Washers in stainless steel AISI 304 - DIN 1.4301.
- Spacer in polyamide.

COLOUR

- Bearing support in black.
- For sufficient quantities parts can be produced in different colours.



series F



Shouldered shaft



Ø mm

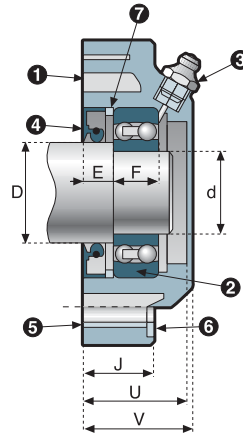
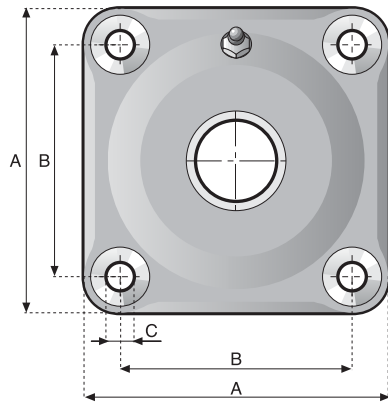


Polyamide

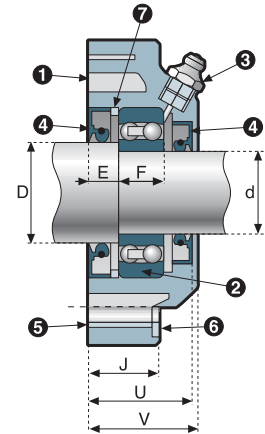


Polypropylene

Series F



closed version



open version

Ø d mm	code version		dimensions (mm)									bearing load ratings		max. radial load capacity on plastic housing (N)	weight (Kg)
	closed	open	A	B	C	D	E	F	J	U	V	dynamic C (N)	static Co (N)		
FLANGED BEARING FOR SHOULDERED SHAFTS VERSION IN POLYAMIDE - PA -															
25	51205A	56205A	98	70	11	30	11	15	25	33	36	12000	4000	12900	0.40
25	51205	56205	110	83	11	30	10	15	25	37	39	12000	4000	13000	0.50
30	51206	56206	110	83	11	35	11	16	25	37	39	15500	5500	12000	0.56
35	51207	56207	110	83	11	40	10	17	25	37	39	15900	6500	11500	0.67
40	51208	56208	110	83	11	45	6	18	25	37	39	19000	8000	11500	0.76
FLANGED BEARING FOR SHOULDERED SHAFTS VERSION IN POLYPROPYLENE - PP -															
25	61205A	66205A	98	70	11	30	11	15	25	33	36	12000	4000	6000	0.40
25	61205	66205	110	83	11	30	10	15	25	37	39	12000	4000	6200	0.50
30	61206	66206	110	83	11	35	11	16	25	37	39	15500	5500	5600	0.56
35	61207	66207	110	83	11	40	10	17	25	37	39	15900	6500	5300	0.67
40	61208	66208	110	83	11	45	6	18	25	37	39	19000	8000	5000	0.76

The dimension of the housings related to codes printed in bold letters are unified according to international standards.



Flange bearing with solid housings series UCFQ for plain shafts
d 12-15-16-17-20-25-30-35-40 mm



see also... Features: page 124

Lubrication/maintenance: 125

Mounting instructions: 126

Calculation of load capacity and bearing life: 129

Accessories: 120

Chemical resistance: 136

TECHNICAL INFORMATION

- **Resistance to corrosion.**
- **High load capacity.**
- **Good dimensional stability at the maximum indicated temperature**
- **Self-alignment:**
Max misalignment between shaft and housing: 2,5°
- **Low maintenance and trouble-free operation.**
- **Easy Cleaning.**
- **Ball bearing pre-lubricated with long-life grease, which is ideal in applications within humid conditions, water, alkaline or acid solutions.**
- **Concept and design to meet all safety requirements.**
- **Interchangeable :**
Interchangeable with standard cast iron flanged supports.
- **Application in the food, beverage and pharmaceutical industry.**

New line of flange bearings created through new technology which will help equipment builders meet the requirements of the USDA and other government agencies as they relate to the prevention of contamination of food products and the growth of bacteria.

COMPONENTS

- 1 Housing in plastic material.
- 2 Adjustable ball bearing, pre-lubricated, lubricated by means of grease-nipple or a quick coupler.
- 3 Ball-type grease-nipple.
- 4 Clip-on safety cap (accessory). Open version achievable by pressing in the shaft against the internal side of the cap.
- 5 Spacers to reinforce fixing holes.
- 6 Washer for grease-nipple.

MAX. RADIAL LOAD CAPACITY OF HOUSING

Values indicated in the table above, are obtained at 23°C. Strength of housing indicated on page 129.

VERSION IN POLYAMIDE (PA) MATERIALS

- Reinforced polyamide housing.
- High quality ball bearing in chrome steel or stainless steel.
- Grease-nipple in nickel plated brass or stainless steel.
- Safety cap in polypropylene (accessory).
- Spacers in nickel plated brass.
- Washer in polyethylene.

COLOUR

- Bearing support in black.
- Safety cap in yellow.
- For sufficient quantities parts can be produced in different colours.



accessory



series UCFQ



Plain Shaft

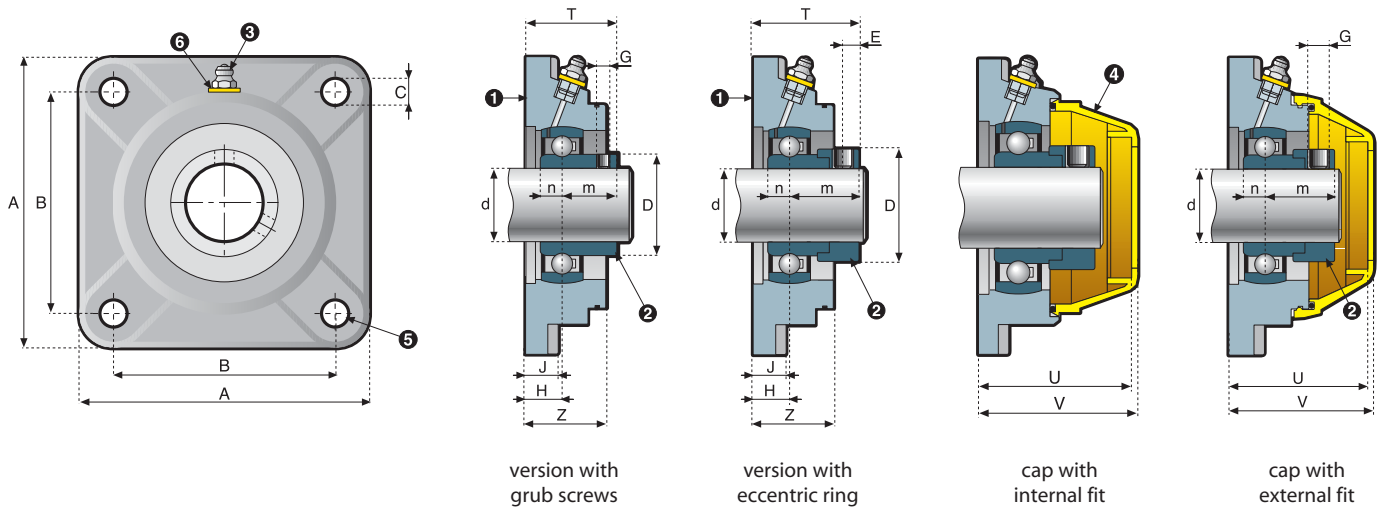


Ø mm



Polyamide

Series UCFQ



Ø d mm	Cap with Internal Fit		Cap with External Fit		dimensions (mm)													bearing load ratings		max. radial load capacity on plastic housing PA (N)	weight (Kg)			
	Support code	Safety cap code	Support code	Safety cap code	A	B	C	D	E	G	H	J	Z	T	m	n	internal fit U V	external fit U V	dynamic C (N)			static Co (N)		
SHAFT LOCKING WITH GRUB SCREWS																								
12	50201V	50024	50201V-EC	50008	76	54	11	24.2	5.3	M6x0.75	16.5	10	26	32.5	16	6	40.5	42.5	47	49	7300	4760	9000	0.18
15	50202V	50024	50202V-EC	50008	76	54	11	24.2	5.3	M6x0.75	16.5	10	26	32.5	16	6	40.5	42.5	47	49	7300	4760	9000	0.18
16	50016V	50024	50016V-EC	50008	76	54	11	24.2	5.3	M6x0.75	16.5	10	26	32.5	16	6	40.5	42.5	47	49	7300	4760	9000	0.18
17	50203V	50024	50203V-EC	50008	76	54	11	24.2	5.3	M6x0.75	16.5	10	26	32.5	16	6	40.5	42.5	47	49	7300	4760	9000	0.18
20	50204V	50013	50204V-EC	50007	86	63.5	11	28.5	5.4	M6x0.75	15.5	10	26	33.7	18.2	7	48	50	47.5	49.5	9850	6580	10000	0.22
25	50205V	50009	50205V-EC	50011	95	70	11	34	5.4	M6x0.75	17	12.5	29	36.5	19.5	7.5	52	54	52.2	54.2	10800	7800	10800	0.32
30	50206V	50010	50206V-EC	50001	108	82.5	11	40	5.9	M6x0.75	14.5	12.5	29	36.5	22	8	56	58	50.7	52.7	15000	11300	11500	0.48
35	50207V	50010	50207V-EC	50004	118	92	14	46.7	7.4	M6x0.75	18	16	33	43.5	25.5	9.5	60	62	63.7	65.7	19700	15300	12000	0.63
40	50208V	50014	50208V-EC	50002	130	101.5	14	52.7	8	M8x1.00	18	16	35	50.1	32.1	9	58	60	63.2	65.2	22400	17900	12500	0.80
SHAFT LOCKING WITH ECCENTRIC RING																								
12	50201VB	50024	50201VB-EC	50008	76	54	11	28.5	5	M6x0.75	16.5	10	26	38.5	22	6	40.5	42.5	47	49	7300	4760	9000	0.21
15	50202VB	50024	50202VB-EC	50008	76	54	11	28.5	5	M6x0.75	16.5	10	26	38.5	22	6	40.5	42.5	47	49	7300	4760	9000	0.21
16	50016VB	50024	50016VB-EC	50008	76	54	11	28.5	5	M6x0.75	16.5	10	26	38.5	22	6	40.5	42.5	47	49	7300	4760	9000	0.21
17	50203VB	50024	50203VB-EC	50008	76	54	11	28.5	5	M6x0.75	16.5	10	26	38.5	22	6	40.5	42.5	47	49	7300	4760	9000	0.21
20	50204VB	50013	50204VB-EC	50007	86	63.5	11	33.3	5	M6x0.75	15.5	10	26	39.1	23.6	7.5	48	50	47.5	49.5	9850	6580	10000	0.25
25	50205VB	50009	50205VB-EC	50011	95	70	11	38	5	M6x0.75	17	12.5	29	40.6	23.6	7.5	52	54	52.2	54.2	10800	7800	10800	0.37
30	50206VB	50010	50206VB-EC	50001	108	82.5	11	44.5	6.2	M8x1.00	14.5	12.5	29	41.4	26.9	9	56	58	50.7	52.7	15000	11300	11500	0.52
35	50207VB	50010	50207VB-EC	50004	118	92	14	55.6	7	M10x1.25	18	16	33	47.6	29.6	9.5	60	62	63.7	65.7	19700	15300	12000	0.69
40	50208VB	50014	50208VB-EC	50002	130	101.5	14	60.3	7	M10x1.25	18	16	35	52.6	34.6	9	58	60	63.2	65.2	22400	17900	12500	0.87
STAINLESS STEEL BEARING (with grub screws)																								
20	50204V/SS	50013	50204V/SS-EC	50007	86	63.5	11	28.5	5.4	M6x0.75	15.5	10	26	33.7	18.2	7.6	48	50	47.5	49.5	7300	4900	9000	0.22
25	50205V/SS	50009	50205V/SS-EC	50011	95	70	11	34	5.4	M6x0.75	17	12.5	29	36.8	19.8	7.6	52	54	52.2	54.2	8100	5800	10000	0.32
30	50206V/SS	50010	50206V/SS-EC	50001	108	82.5	11	40	5.9	M6x0.75	14.5	12.5	29	36.8	22.2	9	56	58	50.7	52.7	11250	8400	10800	0.48
35	50207V/SS	50010	50207V/SS-EC	50004	118	92	14	46.7	7.4	M6x0.75	18	16	33	43.4	25.4	9.6	60	62	63.7	65.7	14700	11400	11500	0.63
40	50208V/SS	50014	50208V/SS-EC	50002	130	101.5	14	52.7	8	M8x1.00	18	16	35	48.1	30.1	11	58	60	63.2	65.2	16800	13400	12500	0.80

The dimension of the housings related to codes printed in bold letters are unified according to international standards.

Series UCFAQ-R



Flange bearing with solid housings series UCFAQ-R for plain shafts
d 12-15-16-17-20-25-30-35-40 mm

see also... Features: page 124

Lubrication/maintenance: 125

Mounting instructions: 126

Calculation of load capacity and bearing life: 129

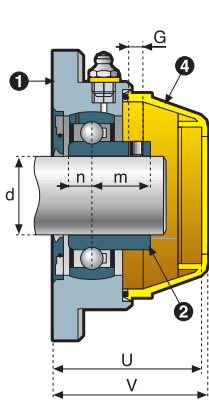
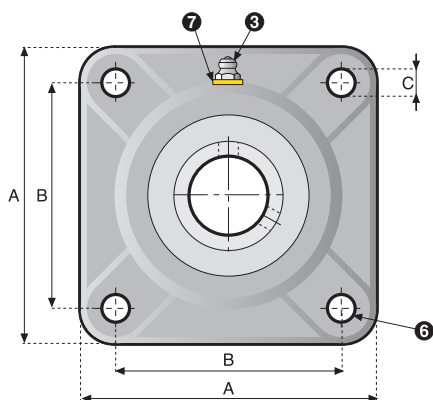
Accessories: 120

Chemical resistance: 136

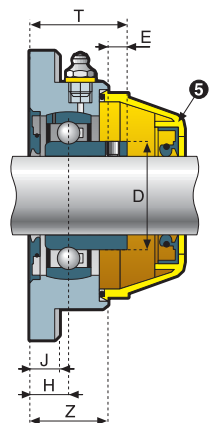
TECHNICAL INFORMATION

- Complete sealed units.
- Resistance to corrosion.
- High load capacity.
- Good dimensional stability at the maximum indicated temperature.
- Self-alignment:
Max.misalignment between shaft and housing: 2°.
- Low maintenance and trouble-free operation.
- Easy cleaning.
- Ball bearing pre-lubricated with long-life grease, which is ideal in applications within humid conditions, water, alkaline or acid solutions.
- Concept and design to meet all safety requirements.
- Interchangeability:
Interchangeable with standard cast iron flanged supports.
- Application in the food, beverage and pharmaceutical industry.

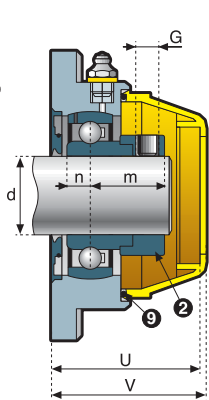
CAP WITH INTERNAL FIT



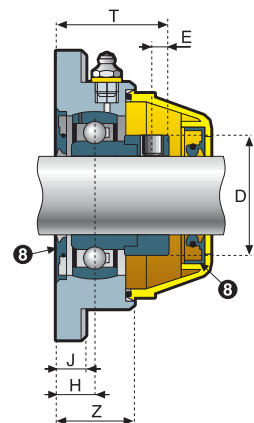
closed version with grub screws



open version with grub screws



closed version with eccentric ring



open version with eccentric ring

Ø d mm	cap with internal fit		dimensions (mm)														bearing load ratings		max. radial load capacity on plastic housing PA (N)	weight (Kg)
	closed	open	A	B	C	D	E	G	H	J	Z	T	m	n	U	V	dynamic C (N)	static Co (N)		

SHAFT LOCKING WITH GRUB SCREWS

12	50201VR	55201VR	76	54	11	24.2	5.3	M6x0.75	16.5	10	26	32.5	16	6	47.5	49.5	7300	4760	9000	0.19
15	50202VR	55202VR	76	54	11	24.2	5.3	M6x0.75	16.5	10	26	32.5	16	6	47.5	49.5	7300	4760	9000	0.19
16	50016VR	55016VR	76	54	11	24.2	5.3	M6x0.75	16.5	10	26	32.5	16	6	47.5	49.5	7300	4760	9000	0.19
17	50203VR	55203VR	76	54	11	24.2	5.3	M6x0.75	16.5	10	26	32.5	16	6	47.5	49.5	7300	4760	9000	0.19
20	50204VR	55204VR	86	63.5	11	28.5	5.4	M6x0.75	15.5	10	26	33.7	18.2	7	48	50	9850	6580	10000	0.23
25	50205VR	55205VR	95	70	11	34	5.4	M6x0.75	17	12.5	29	36.5	19.5	7.5	52	54	10800	7800	10800	0.34
30	50206VR	55206VR	108	82.5	11	40	5.9	M6x0.75	14.5	12.5	29	36.5	22	9	56	58	15000	11300	11500	0.50
35	50207VR	55207VR	118	92	14	46.7	7.4	M6x0.75	18	16	33	43.5	25.5	9.5	60	62	19700	15300	12000	0.65
40	50208VR	55208VR	130	101.5	14	52.7	8	M8x1.00	18	16	35	50.1	32.1	9	58	60	22400	17900	12500	0.82

SHAFT LOCKING WITH ECCENTRIC RING

12	50201VRB	55201VRB	76	54	11	28.5	5	M6x0.75	16.5	10	26	38.5	22	6	47.5	49.5	7300	4760	9000	0.22
15	50202VRB	55202VRB	76	54	11	28.5	5	M6x0.75	16.5	10	26	38.5	22	6	47.5	49.5	7300	4760	9000	0.22
16	50016VRB	55016VRB	76	54	11	28.5	5	M6x0.75	16.5	10	26	38.5	22	6	47.5	49.5	7300	4760	9000	0.22
17	50203VRB	55203VRB	76	54	11	28.5	5	M6x0.75	16.5	10	26	38.5	22	6	47.5	49.5	7300	4760	9000	0.22
20	50204VRB	55204VRB	86	63.5	11	33.3	5	M6x0.75	15.5	10	26	39.1	23.6	7.5	48	50	9850	6580	10000	0.26
25	50205VRB	55205VRB	95	70	11	38	5	M6x0.75	17	12.5	29	40.6	23.6	7.5	52	54	10800	7800	10800	0.39
30	50206VRB	55206VRB	108	82.5	11	44.5	6.2	M8x1.00	14.5	12.5	29	41.4	26.9	9	56	58	15000	11300	11500	0.54
35	50207VRB	55207VRB	118	92	14	55.6	7	M10x1.25	18	16	33	47.6	29.6	9.5	60	62	19700	15300	12000	0.71
40	50208VRB	55208VRB	130	101.5	14	60.3	7	M10x1.25	18	16	35	52.6	34.6	9	58	60	22400	17900	12500	0.89

Series UCFQ-R

COMPONENTS

- 1 Housing in plastic material.
- 2 Adjustable ball bearing, pre-lubricated by means of grease-nipple or a quick coupler.
- 3 Ball-type grease-nipple.
- 4 Clip-on safety cap (closed version).
- 5 Clip-on safety cap (open version).
- 6 Spacers to reinforce bolt holes.
- 7 Washer for grease-nipple.
- 8 Rotary shaft seal ring with extra dust-protection lip.
- 9 Heavy duty O-Ring.

MAX. RADIAL LOAD CAPACITY OF HOUSING

Values indicated in the table above, are obtained at 23°C.
Strength of housing indicated on page 129.

COLOUR

- Bearing support in black.
- Safety cap in yellow.
- For sufficient quantities parts can be produced in different colours.

VERSION IN POLYAMIDE (PA) MATERIALS

- Reinforced polyamide housing.
- High quality ball bearing in chrome steel.
- Grease-nipple in nickel plated brass.
- Safety cap in polypropylene.
- Spacers in nickel plated brass.
- Seal and O-Ring in NBR-rubber.
- Washer in polyethylene.



series UCFQ-R



Plain Shaft



Ø mm



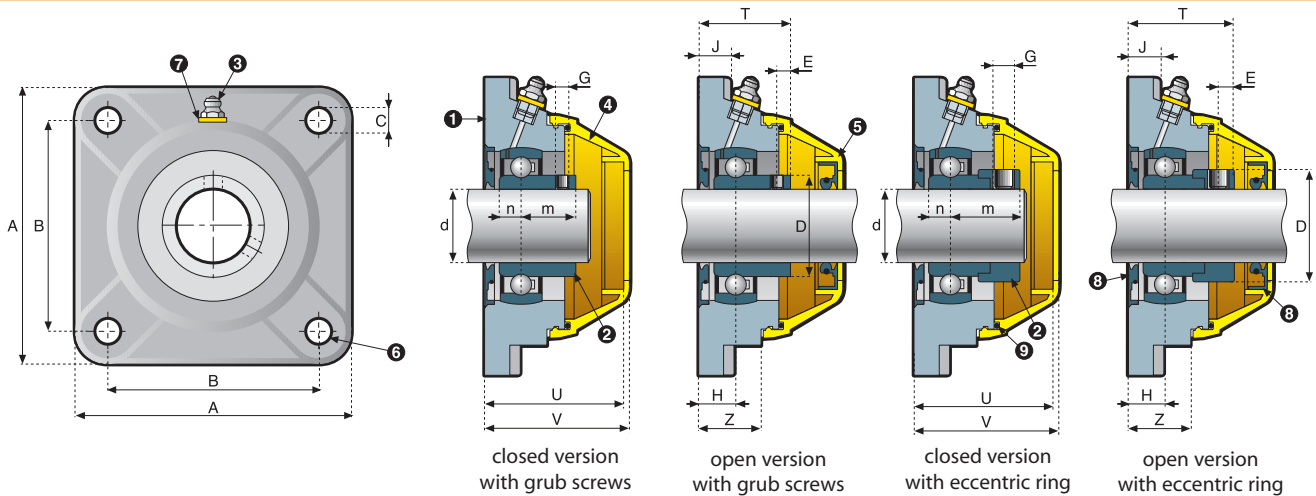
Waterproof



Polyamide

New line of flange bearings created through new technology which will help equipment builders meet the requirements of the USDA and other government agencies as they relate to the prevention of contamination of food products and the growth of bacteria.

CAP WITH EXTERNAL FIT



Ø d mm	cap with external fit		dimensions (mm)													bearing load ratings		max. radial load capacity on plastic housing PA (N)	weight (Kg)
	closed	open	A	B	C	D	E	G	H	J	Z	T	m	n	U	V	dynamic C (N)		

SHAFT LOCKING WITH GRUB SCREWS

12	50201VR-EC	55201VR-EC	76	54	11	24.2	5.3	M6x0.75	16.5	10	26	32.5	16	6	47.0	49.0	7300	4760	9000	0.19
15	50202VR-EC	55202VR-EC	76	54	11	24.2	5.3	M6x0.75	16.5	10	26	32.5	16	6	47.0	49.0	7300	4760	9000	0.19
16	50016VR-EC	55016VR-EC	76	54	11	24.2	5.3	M6x0.75	16.5	10	26	32.5	16	6	47.0	49.0	7300	4760	9000	0.19
17	50203VR-EC	55203VR-EC	76	54	11	24.2	5.3	M6x0.75	16.5	10	26	32.5	16	6	47.0	49.0	7300	4760	9000	0.19
20	50204VR-EC	55204VR-EC	86	63.5	11	28.5	5.4	M6x0.75	15.5	10	26	33.7	18.2	7	47.5	49.5	9850	6580	10000	0.23
25	50205VR-EC	55205VR-EC	95	70	11	34	5.4	M6x0.75	17	12.5	29	36.5	19.5	7.5	52.2	54.2	10800	7800	10800	0.34
30	50206VR-EC	55206VR-EC	108	82.5	11	40	5.9	M6x0.75	14.5	12.5	29	36.5	22	8	50.7	52.7	15000	11300	11500	0.50
35	50207VR-EC	55207VR-EC	118	92	14	46.7	7.4	M6x0.75	18	16	33	43.5	25.5	9.5	63.7	65.7	19700	15300	12000	0.65
40	50208VR-EC	55208VR-EC	130	101.5	14	52.7	8	M8x1.00	18	16	35	50.1	32.1	9	63.2	65.2	22400	17900	12500	0.82

SHAFT LOCKING WITH ECCENTRIC RING

12	50201VRB-EC	55201VRB-EC	76	54	11	28.5	5	M6x0.75	16.5	10	26	38.5	22	6	47.0	49.0	7300	4760	9000	0.22
15	50202VRB-EC	55202VRB-EC	76	54	11	28.5	5	M6x0.75	16.5	10	26	38.5	22	6	47.0	49.0	7300	4760	9000	0.22
16	50016VRB-EC	55016VRB-EC	76	54	11	28.5	5	M6x0.75	16.5	10	26	38.5	22	6	47.0	49.0	7300	4760	9000	0.22
17	50203VRB-EC	55203VRB-EC	76	54	11	28.5	5	M6x0.75	16.5	10	26	38.5	22	6	47.0	49.0	7300	4760	9000	0.22
20	50204VRB-EC	55204VRB-EC	86	63.5	11	33.3	5	M6x0.75	15.5	10	26	39.1	23.6	7.5	47.5	49.5	9850	6580	10000	0.26
25	50205VRB-EC	55205VRB-EC	95	70	11	38	5	M6x0.75	17	12.5	29	40.6	23.6	7.5	52.2	54.2	10800	7800	10800	0.39
30	50206VRB-EC	55206VRB-EC	108	82.5	11	44.5	6.2	M8x1.00	14.5	12.5	29	41.4	26.9	9	50.7	52.7	15000	11300	11500	0.54
35	50207VRB-EC	55207VRB-EC	118	92	14	55.6	7	M10x1.25	18	16	33	47.6	29.6	9.5	63.7	65.7	19700	15300	12000	0.71
40	50208VRB-EC	55208VRB-EC	130	101.5	14	60.3	7	M10x1.25	18	16	35	52.6	34.6	9	63.2	65.2	22400	17900	12500	0.89

The dimension of the housings related to codes printed in bold letters are unified according to international standards.

Series UCFQ-RL



Flanged bearing with solid housings series UCFQ-RL for plain shafts d 30-40 mm



see also... Features: page 124

Lubrication/maintenance: 125

Mounting instructions: 126

Calculation of load capacity and bearing life: 129

Accessories: 120

Chemical resistance: 136

TECHNICAL INFORMATION

- **Complete sealed units.**
- **Resistance to corrosion.**
- **High load capacity.**
- **Good dimensional stability at the maximum indicated temperature.**
- **Self-alignment:**
Max.misalignment between shaft and housing: 2.0°.
- **Low maintenance and trouble-free operation.**
- **Easy cleaning.**
- **Ball bearing pre-lubricated with long-life grease, which is ideal in applications within humid conditions, water, alkaline or acid solutions.**
- **Concept and design to meet all safety requirements.**
- **Interchangeability:**
Interchangeable with standard cast iron flanged supports.
- **Application in the food, beverage and pharmaceutical industry.**
- **Maintenance free.**



MAINTENANCE FREE

New line of flanged bearings created through new technology which will help equipment builders meet the requirements of the USDA and other government agencies as they relate to the prevention of contamination of food products and the growth of bacteria.

COMPONENTS

- 1 Housing in plastic material.
- 2 High quality maintenance free ball bearing.
- 3 Clip-on safety cap (closed version).
- 4 Clip-on safety cap (open version).
- 5 Spacers to reinforce bolt holes.
- 6 Rotary shaft seal ring with extra dust-protection lip.
- 7 Heavy duty O-Ring.

MAX. RADIAL LOAD CAPACITY OF HOUSING

Values indicated in the table above, are obtained at 23°C. Strength of housing indicated on page 129.



VERSION IN POLYAMIDE (PA) MATERIALS

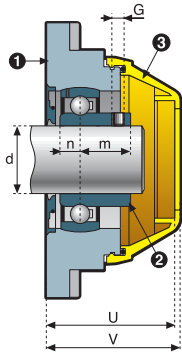
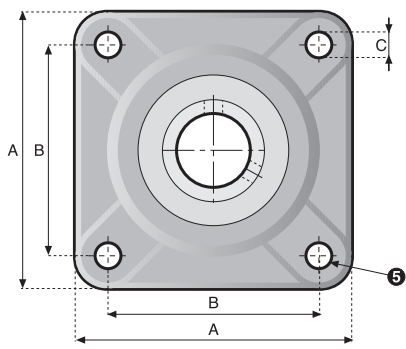
- Reinforced polyamide housing.
- High quality maintenance free ball bearing in chrome steel.
- Safety cap in polypropylene.
- Spacers in nickel plated brass.
- Seal and O-Ring in NBR-rubber.

COLOUR

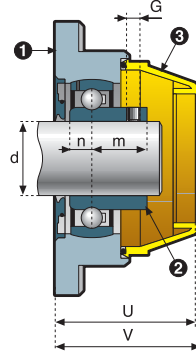
- Bearing support in black.
- Safety cap in yellow.
- For sufficient quantities parts can be produced in different colours.



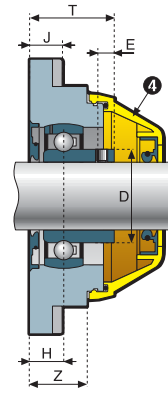
Series **UCFQ-RL**



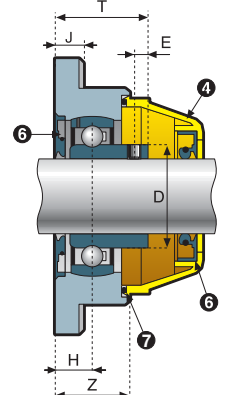
closed version
with grub screws
cap with external fit



closed version
with grub screws
cap with internal fit



open version
with grub screws
cap with external fit



open version
with grub screws
cap with internal fit

Ø d mm	cap with internal fit		dimensions (mm)														bearing load ratings		max. radial load capacity on plastic housing PA (N)	weight (Kg)
	closed	open	A	B	C	D	E	G	H	J	Z	T	m	n	U	V	dynamic C (N)	static Co (N)		
SHAFT LOCKING WITH GRUB SCREWS																				
30	50206VRL	55206VRL	108	82.5	11	40	5.9	M6x0.75	14.5	12.5	29	36.5	22	8	56	58	15000	11300	11500	0.50
40	50208VRL	55208VRL	130	101.5	14	52.7	8	M8x1.00	18	16	35	50.1	32.1	9	58	60	22400	17900	12500	0.82

Ø d mm	cap with external fit		dimensions (mm)														bearing load ratings		max. radial load capacity on plastic housing PA (N)	weight (Kg)
	closed	open	A	B	C	D	E	G	H	J	Z	T	m	n	U	V	dynamic C (N)	static Co (N)		
SHAFT LOCKING WITH GRUB SCREWS																				
30	50206VRL-EC	55206VRL-EC	108	82.5	11	40	5.9	M6x0.75	14.5	12.5	29	36.5	22	8	50.7	52.7	15000	11300	11500	0.50
40	50208VRL-EC	55208VRL-EC	130	101.5	14	52.7	8	M8x1.00	18	16	35	50.1	32.1	9	63.2	65.2	22400	17900	12500	0.82

The dimension of the housings related to codes printed in bold letters are unified according to international standards.



Flanged bearing support with stainless steel cover series US for plain shafts d 30-40 mm



see also... Features: page 124

Lubrication/maintenance: 125

Mounting instructions: 126

Calculation of load capacity and bearing life: 129

Accessories: 120

Chemical resistance: 136

TECHNICAL INFORMATION

- **Resistance to corrosion:**
Excellent resistance to highly corrosive chemicals such as acids, organic liquids, surfactants, detergents.
- **Load capacity:**
High load capacity.
- **Continuous operating temperature:**
From -20°C to +90°C.
This version maintains good dimensional stability at the maximum indicated temperature.
- **Economical operation.**
Long life, maintenance free.
- **Self-alignment:**
Max. misalignment between shaft and housing: 0.5°
- **Concept and design to meet all safety requirements.**
- **Interchangeability:**
Interchangeable with standard cast iron flanged supports.



accessory

COMPONENTS

- 1 Internal housing in plastic material.
- 2 External housing in stainless steel.
- 3 Adjustable ball bearing, pre-lubricated by means of grease-nipple or a quick coupler.
- 4 Ball-type grease-nipple.
- 5 Clip-on safety cap (accessory).
Open version achievable by pressing in the shaft against the internal side of the cap.
- 6 Washer for grease-nipple.
- 7 Heavy duty O-Ring.

MAX. RADIAL LOAD CAPACITY OF HOUSING

Values indicated in the table above, are obtained at 23°C. Strength of housing indicated on page 129.

MATERIAL

- Reinforced polypropylene internal housing.
- External housing in stainless steel AISI 304 - DIN 1.4301.
- High quality ball bearing in chrome steel.
- Grease-nipple in stainless steel.
- Safety cap in polypropylene.
- Washer in polyethylene.
- O-Ring in NBR-rubber.

COLOUR

- Safety cap in yellow.
- For sufficient quantities parts can be produced in different colours.



series US



Plain Shaft



Ø mm

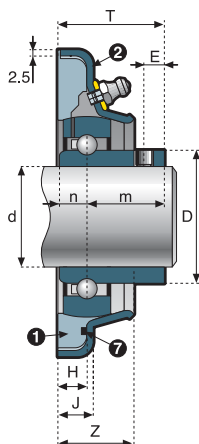
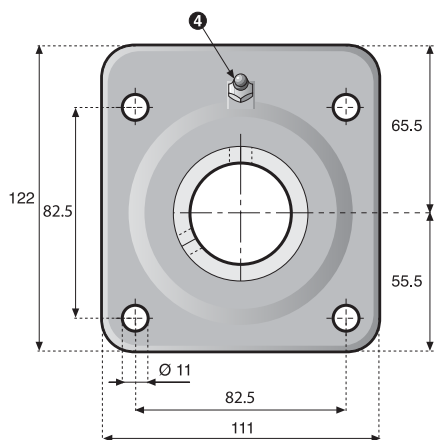


Polypropylene

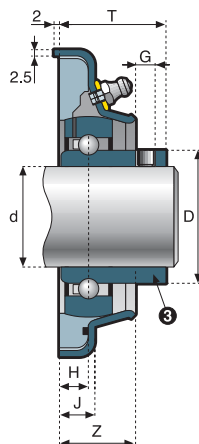


Stainless steel

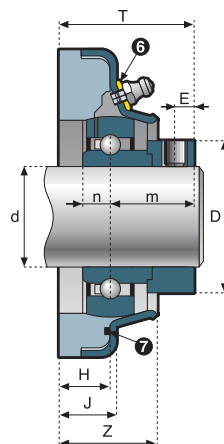
Series US



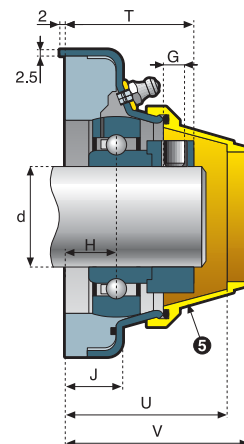
UST
support
without tongue
version with
grub screws



USL
support
with tongue
version with
grub screws



USF
support
without tongue
version with
eccentric ring



USS
support
with tongue
version with
eccentric ring

Ø d mm	type	code	safety cap code	dimensions (mm)											bearing load ratings	
				D	E	G	H	J	Z	T	m	n	U	V	dynamic C (N)	static Co (N)
SHAFT LOCKING WITH GRUB SCREWS																
30	UST	51206T	50011	40	5.9	M6	12	14.5	27	34	22	8	42	52	15000	11300
30	USL	51206L	50011	40	5.9	M6	12	14.5	27	34	22	8	42	52	15000	11300
30	USF	51206F	50011	40	5.9	M6	20	22.5	35	42	22	8	50	60	15000	11300
30	USS	51206S	50011	40	5.9	M6	20	22.5	35	42	22	8	50	60	15000	11300
40	UST	51208T	50004	52.7	8	M8	12	14.5	30.6	44.1	32.1	9	55.5	64.5	22400	17900
40	USL	51208L	50004	52.7	8	M8	12	14.5	30.6	44.1	32.1	9	55.5	64.5	22400	17900
40	USF	51208F	50004	52.7	8	M8	20	22.5	38.6	52.1	32.1	9	63.5	72.5	22400	17900
40	USS	51208S	50004	52.7	8	M8	20	22.5	38.6	52.1	32.1	9	63.5	72.5	22400	17900
SHAFT LOCKING WITH ECCENTRIC RING																
30	UST-B	51206TB	50011	44.5	6.2	M8	12	14.5	27	38.9	26.9	9	42	52	15000	11300
30	USL-B	51206LB	50011	44.5	6.2	M8	12	14.5	27	38.9	26.9	9	42	52	15000	11300
30	USF-B	51206FB	50011	44.5	6.2	M8	20	22.5	35	46.9	26.9	9	50	60	15000	11300
30	USS-B	51206SB	50011	44.5	6.2	M8	20	22.5	35	46.9	26.9	9	50	60	15000	11300
40	UST-B	51208TB	50004	60.3	7	M10	12	14.5	30.6	49.6	34.6	9	55.5	64.5	22400	17900
40	USL-B	51208LB	50004	60.3	7	M10	12	14.5	30.6	49.6	34.6	9	55.5	64.5	22400	17900
40	USF-B	51208FB	50004	60.3	7	M10	20	22.5	38.6	54.6	34.6	9	63.5	72.5	22400	17900
40	USS-B	51208SB	50004	60.3	7	M10	20	22.5	38.6	54.6	34.6	9	63.5	72.5	22400	17900

Series **US-R**



Flanged bearing support with stainless steel cover watertight series US-R for plain shafts d 30-40 mm



see also... Features: page 124

Lubrication/maintenance: 125

Mounting instructions: 126

Calculation of load capacity and bearing life: 129

Accessories: 120

Chemical resistance: 136

TECHNICAL INFORMATION

- **Waterproof.**
- **Complete sealed units.**
- **Resistance to corrosion:**
Excellent resistance to highly corrosive chemicals such as acids, organic liquids, surfactants, detergents.
- **Load capacity:**
High load capacity.
- **Continuous operating temperature:**
From -20°C to +90°C.
This version maintains good dimensional stability at the maximum indicated temperature.
- **Economical operation.**
Long life, maintenance free.
- **Self-alignment:**
Max. misalignment between shaft and housing: 0.5°
- **Concept and design to meet all safety requirements.**
- **Interchangeability:**
Interchangeable with standard cast iron flanged supports.

COMPONENTS

- 1 Internal housing in plastic material.
- 2 External housing in stainless steel.
- 3 Adjustable ball bearing, pre-lubricated by means of grease-nipple or a quick coupler.
- 4 Ball-type grease-nipple.
- 5 Clip-on safety cap (closed version).
- 6 Clip-on safety cap (open version).
- 7 Washer for grease-nipple
- 8 Rotary shaft seal ring with extra dust-protection lip.
- 9 Heavy duty O-Ring.

MAX. RADIAL LOAD CAPACITY OF HOUSING

Values indicated in the table above, are obtained at 23°C. Strength of housing indicated on page 129.

MATERIAL

- Reinforced polypropylene internal housing.
- External housing in stainless steel AISI 304 - DIN 1.4301.
- High quality ball bearing in chrome steel.
- Grease-nipple in stainless steel.
- Safety cap in polypropylene.
- Washer in polyethylene.
- Seal and O-Ring in NBR-rubber

COLOUR

- Safety cap in yellow.
- For sufficient quantities parts can be produced in different colours.



series US-R



Plain Shaft



Ø mm



Waterproof

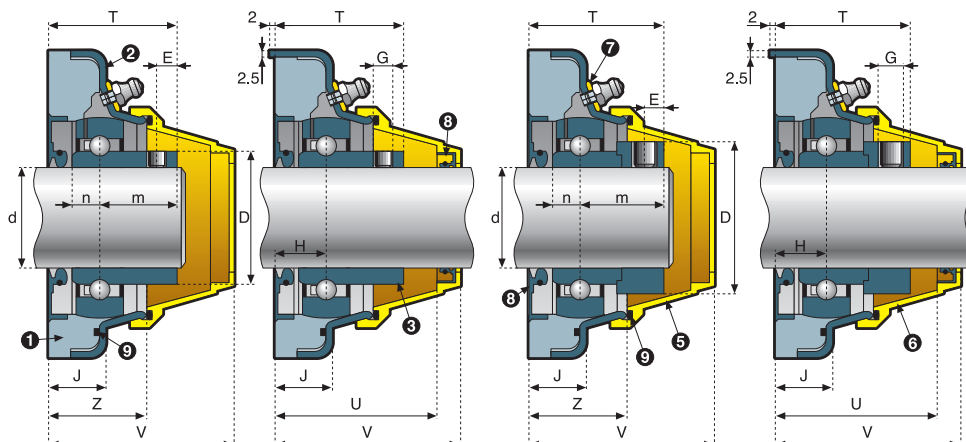
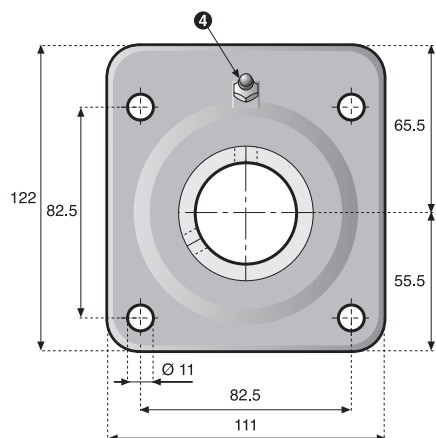


Polypropylene



Stainless steel

Series US-R



USFR
support
without tongue
version with
grub screws

USSR
support
with tongue
version with
grub screws

USFR-B
support
without tongue
version with
eccentric ring

USSR-B
support
with tongue
version with
eccentric ring

Ø d mm	type	code version		dimensions (mm)											bearing load ratings	
		closed	open	D	E	G	H	J	Z	T	m	n	U	V	dynamic C (N)	static Co (N)
SHAFT LOCKING WITH GRUB SCREWS																
30	USFR	51206FR	56206FR	40	5.9	M6	20	22.5	35	42	22	8	50	60	15000	11300
30	USSR	51206SR	56206SR	40	5.9	M6	20	22.5	35	42	22	8	50	60	15000	11300
40	USFR	51208FR	56208FR	52.7	8	M8	20	22.5	38.6	52.1	32.1	9	63.5	72.5	22400	17900
40	USSR	51208SR	56208SR	52.7	8	M8	20	22.5	38.6	52.1	32.1	9	63.5	72.5	22400	17900
SHAFT LOCKING WITH ECCENTRIC RING																
30	USFR-B	51206FRB	56206FRB	44.5	6.2	M8	20	22.5	35	46.9	26.9	9	50	60	15000	11300
30	USSR-B	51206SRB	56206SRB	44.5	6.2	M8	20	22.5	35	46.9	26.9	9	50	60	15000	11300
40	USFR-B	51208FRB	56208FRB	60.3	7	M10	20	22.5	38.6	54.6	34.6	9	63.5	72.5	22400	17900
40	USSR-B	51208SRB	56208SRB	60.3	7	M10	20	22.5	38.6	54.6	34.6	9	63.5	72.5	22400	17900

With cover in stainless steel polished surface



Flanged bearing support with stainless steel cover series CS for plain shafts d 30-35-40 mm



see also... Features: page 124

Lubrication/maintenance: 125

Mounting instructions: 126

Calculation of load capacity and bearing life: 129

Accessories: 120

Chemical resistance: 136

TECHNICAL INFORMATION

- **Total protection.**
- **Solid cross-section base housing.**
- **No core cavities to trap contaminants.**
- **Resistance to corrosion:** good resistance to highly corrosive chemicals such as acids, organic liquids, surfactants, detergents.
- **Load capacity:** high load capacity.
- **Continuous operating temperature:** From -20°C to + 80°C. This version maintains good dimensional stability at the maximum indicated temperature.
- **Economical operation.** Long life, maintenance free.
- **Self-alignment:** Max. misalignment between shaft and housing: 2.5°
- **Concept and design to meet all safety requirements.**
- **Interchangeability:** Interchangeable with standard cast iron flanged supports.

COMPONENTS

- 1 Internal housing in plastic material.
- 2 External housing in stainless steel.
- 3 Adjustable ball bearing, pre-lubricated by means of grease-nipple or a quick coupler.
- 4 Ball-type grease-nipple.
- 5 Washer for grease-nipple.
- 6 Spacer to reinforce bolt holes.
- 7 Clip-on safety cap (accessory). Open version achievable by pressing in the shaft against the internal side of the cap.

MAX. RADIAL LOAD CAPACITY OF HOUSING

Values indicated in the table above, are obtained at 23°C. Strength of housing indicated on page 129.

VERSION IN POLYAMIDE (PA) MATERIALS

- Reinforced polyamide internal housing.
- Cover in stainless steel AISI 304 - DIN 1.4301.
- High quality ball bearing in chrome steel.
- Grease-nipple in stainless steel.
- Washer for grease-nipple in polyethylene.
- Seal and O-Ring in NBR-rubber (viton for s/s bearing).
- Spacer in stainless steel.
- Safety cap in polypropylene.

COLOUR

- Safety cap in yellow (accessory).
- Internal housing in black.
- External housing in polish stainless steel.



accessory



Series CS



Plain Shaft



Ø mm

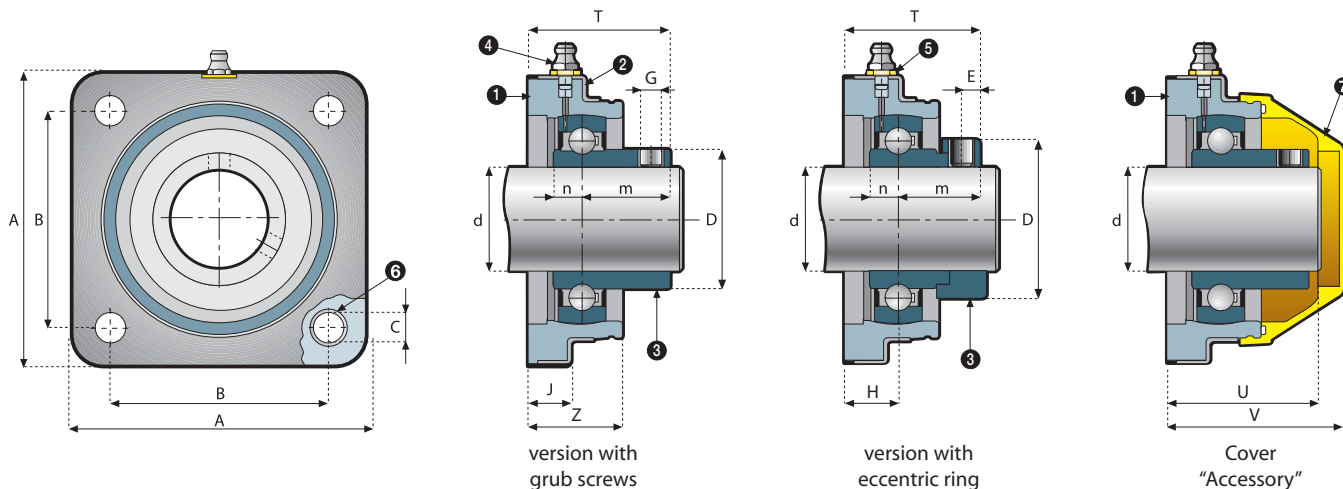


Polyamide



Stainless steel

Series CS



Ø d mm	code version	safety cap code	dimensions (mm)														bearing load ratings		max. radial load capacity on plastic housing PA (N)	weight (Kg)
			A	B	C	D	E	G	H	J	Z	T	m	n	U	V	dynamic C (N)	static Co (N)		
SHAFT LOCKING WITH GRUB SCREWS																				
30	50206CS	50002	111	82.5	11	40	5.9	M6x0.75	21	16.5	35.5	43	22	8	55	66	15000	11300	13000	0.70
35	50207CS	50002	111	82.5	11	46.7	7.4	M6x0.75	19	16.5	35.5	44.5	25.5	9.5	55	66	19700	15300	12800	0.80
40	50208CS	50002	111	82.5	11	52.7	8	M8x1.00	18.25	16.5	35.5	50.35	32.1	9	55	66	22400	17900	12500	0.90
SHAFT LOCKING WITH ECCENTRIC RING																				
30	50206CSB	50002	111	82.5	11	44.5	6.2	M8x1.00	21	16.5	35.5	47.9	26.9	9	55	66	15000	11300	13000	0.80
35	50207CSB	50002	111	82.5	11	55.6	7	M10x1.25	19	16.5	35.5	48.6	29.6	9.5	55	66	19700	15300	12800	0.90
40	50208CSB	50002	111	82.5	11	60.3	7	M10x1.25	18.25	16.5	35.5	53.6	34.6	9	55	66	22400	17900	12500	1.00

With cover in stainless steel polished surface



**Flanged bearing support
with stainless steel cover
series CS for
plain shafts d 30-35-40 mm**



see also... Features: page 124

Lubrication/maintenance: 125

Mounting instructions: 126

Calculation of load capacity
and bearing life: 129

Accessories: 120

Chemical resistance: 136



TECHNICAL INFORMATION

- **Waterproof.**
- **Total protection.**
- **Solid cross-section base housing.**
- **No core cavities to trap contaminants.**
- **Complete Sealed units.**
- **Resistance to corrosion:** good resistance to highly corrosive chemicals such as acids, organic liquids, surfactants, detergents.
- **Load capacity:** high load capacity.
- **Continuous operating temperature:**
From -20°C to +80°C.
This version maintains good dimensional stability at the maximum indicated temperature.
- **Economical operation.**
Long life, maintenance free.
- **Self-alignment:**
Max. misalignment between shaft and housing: 2.5°
- **Concept and design to meet all safety requirements.**
- **Interchangeability:**
Interchangeable with standard cast iron flanged supports.

COMPONENTS

- 1 Internal housing in plastic material.
- 2 External housing in stainless steel.
- 3 Adjustable ball bearing, pre-lubricated by means of grease-nipple or a quick coupler.
- 4 Ball-type grease-nipple.
- 5 Washer for grease-nipple
- 6 Rotary shaft seal ring with extra dust-protection lip.
- 7 Heavy duty O-Ring.
- 8 Spacer to reinforce bolt holes.
- 9 Clip-on safety cap (closed version).
- 10 Clip-on safety cap (open version).

MAX. RADIAL LOAD CAPACITY OF HOUSING

Values indicated in the table above, are obtained at 23°C. Strength of housing indicated on page 129.

VERSION IN POLYAMIDE (PA) MATERIALS

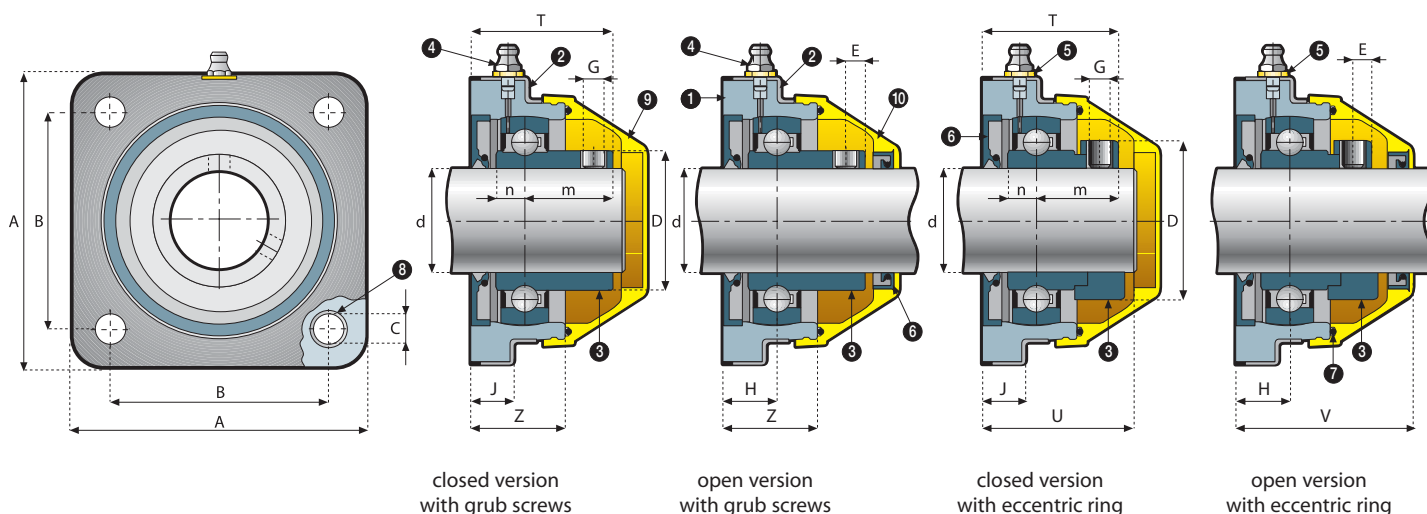
- Reinforced polyamide internal housing.
- Cover in stainless steel AISI 304 - DIN 1.4301.
- High quality ball bearing in chrome steel or stainless steel.
- Grease-nipple in stainless steel.
- Washer for grease-nipple in polyethylene.
- Seal and O-Ring in NBR-rubber (viton for s/s bearing).
- Spacer in stainless steel.
- Safety cap in polypropylene.

COLOUR

- Safety cap in yellow (accessory).
- Internal housing in black.
- External housing in polish stainless steel.



Series CS-R



Ø d mm	code version		dimensions (mm)														bearing load ratings		max. radial load capacity on plastic housing PA (N)	weight (Kg)
	closed	open	A	B	C	D	E	G	H	J	Z	T	m	n	U	V	dynamic C (N)	static Co (N)		
SHAFT LOCKING WITH GRUB SCREWS																				
30	50206CSR	55206CSR	111	82.5	11	40	5.9	M6x0.75	21	16.5	35.5	43	22	8	55	66	15000	11300	13000	0.70
35	50207CSR	55207CSR	111	82.5	11	46.7	7.4	M6x0.75	19	16.5	35.5	44.5	25.5	9.5	55	66	19700	15300	12800	0.80
40	50208CSR	55208CSR	111	82.5	11	52.7	8	M8x1.00	18.25	16.5	35.5	50.35	32.1	9	55	66	22400	17900	12500	0.90
SHAFT LOCKING WITH ECCENTRIC RING																				
30	50206CSBR	55206CSBR	111	82.5	11	44.5	6.2	M8x1.00	21	16.5	35.5	47.9	26.9	9	55	66	15000	11300	13000	0.80
35	50207CSBR	55207CSBR	111	82.5	11	55.6	7	M10x1.25	19	16.5	35.5	48.6	29.6	9.5	55	66	19700	15300	12800	0.90
40	50208CSBR	55208CSBR	111	82.5	11	60.3	7	M10x1.25	18.25	16.5	35.5	53.6	34.6	9	55	66	22400	17900	12500	1.00
STAINLESS STEEL BEARING (with grub screws)																				
30	50206CSRS	55206CSRS	111	82.5	11	40	5.9	M6x0.75	21	16.5	35.5	43	22	8	55	66	11250	8400	13000	0.70
35	50207CSRS	55207CSRS	111	82.5	11	46.7	7.4	M6x0.75	19	16.5	35.5	44.5	25.5	9.5	55	66	14700	11400	13000	0.90
40	50208CSRS	55208CSRS	111	82.5	11	52.7	8	M8x1.00	18.25	16.5	35.5	50.35	32.1	9	55	66	16800	13400	14000	1.00

Series CS-RL

With cover in stainless steel polished surface



Flanged bearing support with stainless steel cover series CS for plain shafts d 30-35-40 mm



see also... Features: page 124

Lubrication/maintenance: 125

Mounting instructions: 126

Calculation of load capacity and bearing life: 129

Accessories: 120

Chemical resistance: 136



MAINTENANCE FREE



series CS-RL



Plain Shaft



Ø mm



Waterproof



Polyamide



Stainless steel

TECHNICAL INFORMATION

- **Waterproof.**
- **Total protection.**
- **Solid cross-section base housing.**
- **No core cavities to trap contaminants.**
- **Complete Sealed units.**
- **Resistance to corrosion:** good resistance to highly corrosive chemicals such as acids, organic liquids, surfactants, detergents.
- **Load capacity:** high load capacity.
- **Continuous operating temperature:** From -20°C to + 80°C.
This version maintains good dimensional stability at the maximum indicated temperature.
- **Economical operation.** Long life, maintenance free.
- **Self-alignment:** Max. misalignment between shaft and housing: 2.5°
- **Concept and design to meet all safety requirements.**
- **Interchangeability:** Interchangeable with standard cast iron flanged supports.

COMPONENTS

- 1 Internal housing in plastic material.
- 2 External housing in stainless steel.
- 3 High quality maintenance free ball bearing.
- 4 Rotary shaft seal ring with extra dust-protection lip.
- 5 Heavy duty O-Ring.
- 6 Spacer to reinforce bolt holes.
- 7 Clip-on safety cap (closed version).
- 8 Clip-on safety cap (open version).
- 9 Cap end.

MAX. RADIAL LOAD CAPACITY OF HOUSING

Values indicated in the table above, are obtained at 23°C. Strength of housing indicated on page 129.



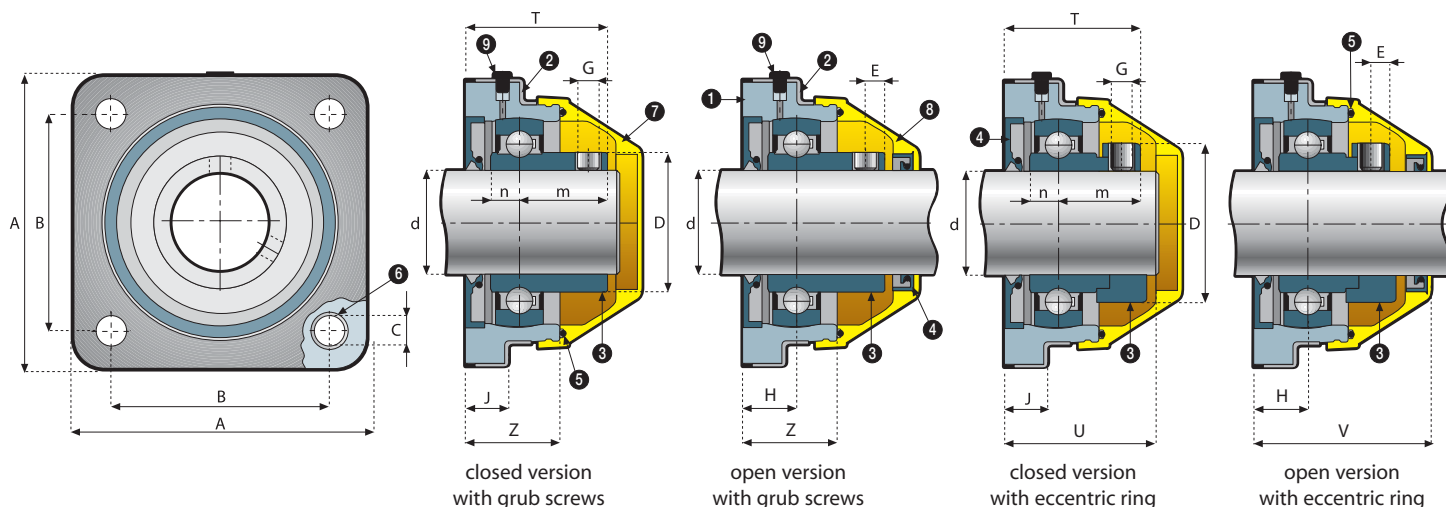
VERSION IN POLYAMIDE (PA) MATERIALS

- Reinforced polyamide internal housing.
- Cover in stainless steel AISI 304 - DIN 1.4301.
- High quality ball bearing in chrome steel.
- Grease-nipple in stainless steel.
- Washer for grease-nipple in polyethylene.
- Seal and O-Ring in NBR-rubber (viton for s/s bearing).
- Spacer in stainless steel.
- Safety cap in polypropylene.

COLOUR

- Safety cap in yellow (accessory).
- Internal housing in black.
- External housing in polish stainless steel.

Series CS-RL



Ø d mm	code version		dimensions (mm)														bearing load ratings		max. radial load capacity on plastic housing PA (N)	weight (Kg)
	closed	open	A	B	C	D	E	G	H	J	Z	T	m	n	U	V	dynamic C (N)	static Co (N)		
SHAFT LOCKING WITH GRUB SCREWS																				
30	50206CSRL	55206CSRL	111	82.5	11	40	5.9	M6x0.75	21	16.5	35.5	43	22	8	55	66	15000	11300	13000	0.70
35	50207CSRL	55207CSRL	111	82.5	11	46.7	7.4	M6x0.75	19	16.5	35.5	44.5	25.5	9.5	55	66	19700	15300	12800	0.80
40	50208CSRL	55208CSRL	111	82.5	11	52.7	8	M8x1.00	18.25	16.5	35.5	50.35	32.1	9	55	66	22400	17900	12500	0.90
SHAFT LOCKING WITH ECCENTRIC RING																				
40	50208CSBRL	55208CSBRL	111	82.5	11	60.3	7	M10x1.25	18.25	16.5	35.5	53.6	34.6	9	55	66	22400	17900	12500	1.00



Flanged bearing support series UCFL for plain shafts d 20-25-30-35-40 mm



see also... Features: page 124

Lubrication/maintenance: 125

Mounting instructions: 126

Calculation of load capacity and bearing life: 129

Accessories: 120

Chemical resistance: 136

TECHNICAL INFORMATION

- **Resistance to corrosion:**
 - Polyamide version (PA): good resistance to many corrosive chemicals such as water, oils, greases, petrol, milk, wine, alcoholic beverages.
 - Polypropylene version (PP): good resistance to highly corrosive chemicals such as acids, organic liquids, surfactants, detergents.
- **Load capacity:**
 - Polyamide version (PA): high load capacity.
 - Polypropylene version (PP): low capacity.
- **Continuous operating temperature:**
 - Polyamide version (PA): from -20°C to +90°C.
 - Polypropylene version (PP): from -20°C to +70°C.

Both versions maintain good dimensional stability at the maximum indicated temperature.
- **Economical operation.**
Long life, maintenance free.
- **Self-alignment:**
Max. misalignment between shaft and housing: 2.5°.
- **Concept and design to meet all safety requirements.**
- **Interchangeability:**
Interchangeable with standard cast iron flanged supports.



accessory

COMPONENTS

- 1 Housing in plastic material.
- 2 Adjustable ball bearing, pre-lubricated by means of grease-nipple or a quick coupler.
- 3 Ball-type grease-nipple (available upon request) quick coupler to take semi-rigid hoses Ø 4 mm in Rilsan (see accessories on page 120).
- 4 Clip-on safety cap (accessory). Open version achievable by pressing in the shaft against the internal side of the cap.
- 5 Spacers to reinforce bolt holes.
- 6 Washer UNI 6592.

MAX. RADIAL LOAD CAPACITY OF HOUSING

Values indicated in the table above, are obtained at 23°C. Strength of housing indicated on page 129.

VERSION IN POLYAMIDE (PA) MATERIALS

- Reinforced polyamide housing.
- High quality ball bearing in chrome steel or stainless steel.
- Grease-nipple in nickel plated brass or stainless steel.
- Safety cap in polypropylene (accessory).
- Spacers in nickel plated brass.
- Washers in stainless steel AISI 304 - DIN 1.4301.

VERSION IN POLYPROPYLENE (PP) MATERIALS

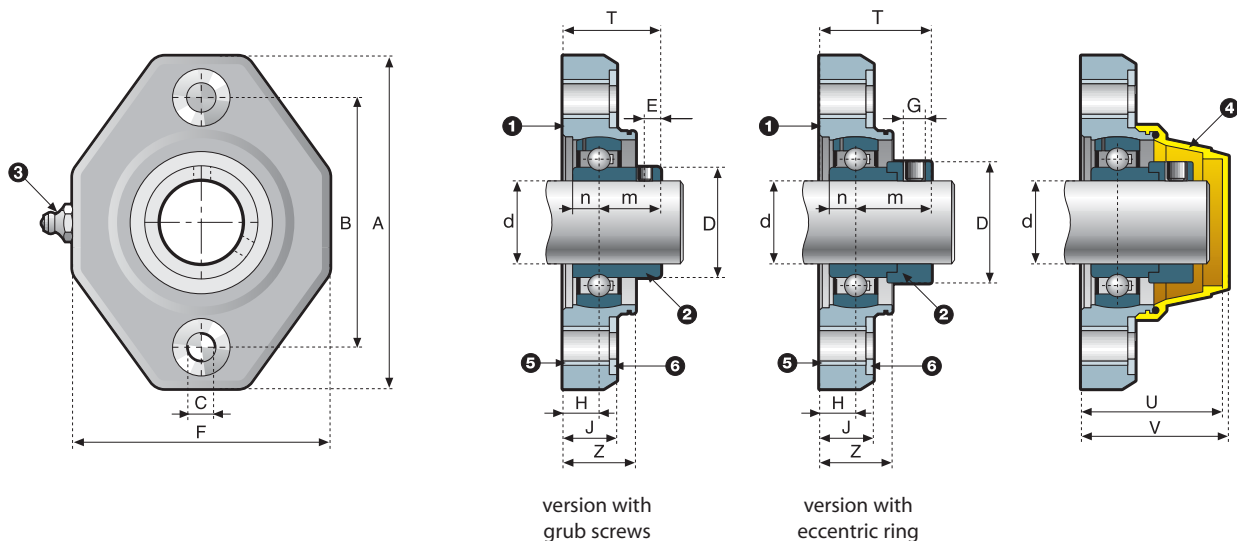
- Reinforced polypropylene housing.
- High quality ball bearing in stainless steel.
- Grease-nipple in stainless steel.
- Safety cap in polypropylene (accessory).
- Spacers in stainless steel AISI 304 - DIN 1.4301.
- Washers in stainless steel AISI 304 - DIN 1.4301.

COLOUR

- Bearing support in black.
- Safety cap in yellow.
- For sufficient quantities parts can be produced in different colours.



Series UCFL



version with grub screws

version with eccentric ring

Ø d mm	code version (PA)	safety cap code	dimensions (mm)														bearing load ratings		max. radial load capacity on plastic housing PA (N)	weight (Kg)	
			A	B	C	D	E	F	G	H	J	Z	T	m	n	U	V	dynamic C (N)			static Co (N)
SHAFT LOCKING WITH GRUB SCREWS																					
20	50204L	50003A	120	90	11	28.5	5.4	90	M6x0.75	15	19	25	33.2	18.2	7	52	54	9800	6500	7500	0.34
25	50205L	50003A	120	90	11	34	5.4	90	M6x0.75	15	19	25	34.5	19.5	7.5	52	54	10800	7800	7200	0.37
25	50205LA	50003A	130	99	11	34	5.4	90	M6x0.75	15	19	25	34.5	19.5	7.5	52	54	10800	7800	7600	0.46
30	50206L	50003A	120	90	11	40	5.9	90	M6x0.75	13	19	25	35	22	8	52	54	15000	11300	7000	0.45
30	50206LA	50003A	130	99	11	40	5.9	90	M6x0.75	13	19	25	35	22	8	52	54	15000	11300	7600	0.53
30	50206K	50002	146	117	11	40	5.9	98	M6x0.75	20	25	35	42	22	8	67	69	15000	11300	13000	0.56
35	50207K	50002	146	117	11	46.7	7.4	98	M6x0.75	19	25	35	44.5	25.5	9.5	67	69	19700	15300	12800	0.68
35	50207D	50002	159	130	14	46.7	7.4	105	M6x0.75	20	25	35	45.5	25.5	9.5	67	69	19700	15300	12900	0.70
40	50208K	50002	146	117	11	52.7	8	98	M8x1.00	19	25	35	51.1	32.1	9	67	69	22400	17900	12500	0.84
40	50208D	50002	159	130	14	52.7	8	105	M8x1.00	20	25	35	52.1	32.1	9	67	69	22400	17900	12700	0.87

SHAFT LOCKING WITH ECCENTRIC RING																					
20	50204LB	50003A	120	90	11	33.3	5	90	M6x0.75	15	19	25	38.6	23.6	7.5	52	54	9800	6500	7500	0.37
25	50205LB	50003A	120	90	11	38	5	90	M6x0.75	15	19	25	38.6	23.6	7.5	52	54	10800	7800	7200	0.42
25	50205LAB	50003A	130	99	11	38	5	90	M6x0.75	15	19	25	38.6	23.6	7.5	52	54	10800	7800	7600	0.48
30	50206LB	50003A	120	90	11	44.5	6.2	90	M8x1.00	13	19	25	39.9	26.9	9	52	54	15000	11300	7000	0.50
30	50206LAB	50003A	130	99	11	44.5	6.2	90	M8x1.00	13	19	25	39.9	26.9	9	52	54	15000	11300	7600	0.53
30	50206KB	50002	146	117	11	44.5	6.2	98	M8x1.00	20	25	35	46.9	26.9	9	67	69	15000	11300	13000	0.60
35	50207KB	50002	146	117	11	55.6	7	98	M10x1.25	19	25	35	48.6	29.6	9.5	67	69	19700	15300	12800	0.76
35	50207DB	50002	159	130	14	55.6	7	105	M10x1.25	20	25	35	49.6	29.6	9.5	67	69	19700	15300	12900	0.79
40	50208KB	50002	146	117	11	60.3	7	98	M10x1.25	19	25	35	53.6	34.6	9	67	69	22400	17900	12500	0.93
40	50208DB	50002	159	130	14	60.3	7	105	M10x1.25	20	25	35	54.6	34.6	9	67	69	22400	17900	12700	0.99

Ø d mm	code version		safety cap code	dimensions (mm)														bearing load ratings		max. radial load capacity on plastic housing		weight (Kg)	
	PA	PP		A	B	C	D	E	F	G	H	J	Z	T	m	n	U	V	dynamic C (N)	static Co (N)	PA (N)		PP (N)
STAINLESS STEEL BEARING (with grub screws)																							
20	50204L/SS	60204L	50003A	120	90	11	28.5	5.4	90	M6x0.75	15	19	25	33.2	18.2	7.6	52	54	7300	4900	7500	3500	0.34
25	50205L/SS	60205L	50003A	120	90	11	34	5.4	90	M6x0.75	15	19	25	34.8	19.8	7.6	52	54	8100	5800	7200	3000	0.37
25	50205LA/SS	60205LA	50003A	130	99	11	34	5.4	90	M6x0.75	15	19	25	34.8	19.8	7.6	52	54	8100	5800	7600	3600	0.46
30	50206L/SS	60206L	50003A	120	90	11	40	5.9	90	M6x0.75	13	19	25	35.2	22.2	9	52	54	11250	8400	7000	3000	0.45
30	50206LA/SS	60206LA	50003A	130	99	11	40	5.9	90	M6x0.75	13	19	25	35.2	22.2	9	52	54	11250	8400	7600	3600	0.53
30	50206K/SS	60206K	50002	146	117	11	40	5.9	98	M6x0.75	20	25	35	42.2	22.2	9	67	69	11250	8400	13000	6000	0.56
35	50207K/SS	60207K	50002	146	117	11	46.7	7.4	98	M6x0.75	19	25	35	44.4	25.4	9.6	67	69	14700	11400	12800	6000	0.68
35	50207D/SS	60207D	50002	159	130	14	46.7	7.4	105	M6x0.75	20	25	35	45.4	25.4	9.6	67	69	14700	11400	12900	6100	0.70
40	50208K/SS	60208K	50002	146	117	11	52.7	8	98	M8x1.00	19	25	35	49.1	30.1	11	67	69	16850	13400	12500	5800	0.84
40	50208D/SS	60208D	50002	159	130	14	52.7	8	105	M8x1.00	20	25	35	50.1	30.1	11	67	69	16850	13400	12700	5900	0.87

The dimension of the housings related to codes printed in bold letters are unified according to international standards.

Series UCFL-W



Flanged bearing support series UCFL-W for plain shafts d 20-25-30-35-40 mm



see also... Features: page 124

Lubrication/maintenance: 125

Mounting instructions: 126

Calculation of load capacity and bearing life: 129

Accessories: 120

Chemical resistance: 136

TECHNICAL INFORMATION

● Complete sealed units.

● Resistance to corrosion:

- Polyamide version (PA): good resistance to many corrosive chemicals such as water, oils, greases, petrol, milk, wine, alcoholic beverages.
- Polypropylene version (PP): excellent resistance to highly corrosive chemicals such as acids, organic liquids, surfactants, detergents.

● Load capacity:

- Polyamide version (PA): high load capacity.
- Polypropylene version (PP): low capacity.

● Continuous operating temperature:

- Polyamide version (PA): from -20°C to +90°C.
- Polypropylene version (PP): from -20°C to +70°C.

Both versions maintain good dimensional stability at the maximum indicated temperature.

● Economical operation.

Long life, maintenance free.

● Self-alignment:

Max. misalignment between shaft and housing: 2°.

● Concept and design to meet all safety requirements.

● Interchangeability:

Interchangeable with standard cast iron flanged supports.

COMPONENTS

- 1 Housing in plastic material.
- 2 Adjustable ball bearing, pre-lubricated by means of grease-nipple or a quick coupler.
- 3 Ball-type grease-nipple (available upon request) quick coupler to take semi-rigid hoses Ø 4 mm in Rilsan (see accessories on page 120).
- 4 Clip-on safety cap (closed version).
- 5 Clip-on safety cap (open version).
- 6 Washer UNI 6592.
- 7 Spacers to reinforce bolt holes.
- 8 Rotary shaft seal ring with extra dust-protection lip.
- 9 Heavy duty O-Ring.

MAX. RADIAL LOAD CAPACITY OF HOUSING

Values indicated in the table above, are obtained at 23°C. Strength of housing indicated on page 129.

PA VERSION IN POLYAMIDE (PA) MATERIALS

- Reinforced polyamide housing.
- High quality ball bearing in chrome steel.
- Grease-nipple in nickel plated brass.
- Safety cap in polypropylene.
- Washers in stainless steel AISI 304 - DIN 1.4301.
- Spacers in nickel plated brass.
- Seal and O-Ring in NBR-rubber.

PP VERSION IN POLYPROPYLENE (PP) MATERIALS

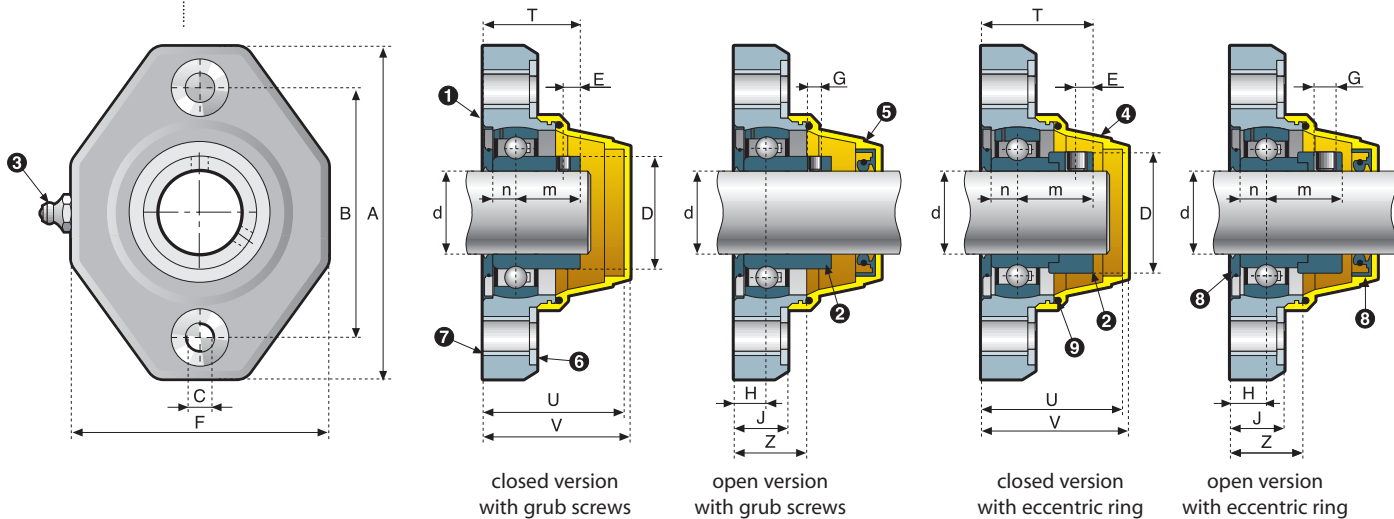
- Reinforced polypropylene housing.
- High quality ball bearing in chrome steel.
- Grease-nipple in stainless steel.
- Safety cap in polypropylene.
- Washers in stainless steel AISI 304 - DIN 1.4301.
- Spacers in stainless steel AISI 304 - DIN 1.4301.
- Seal and O-Ring in VITON-rubber.

COLOUR

- Bearing support in black.
- Safety cap in yellow.
- For sufficient quantities parts can be produced in different colours.



Series UCFL-W



Ø d mm	code version		dimensions (mm)													bearing load ratings		max. radial load capacity on plastic housing (N)	weight (Kg)		
	closed	open	A	B	C	D	E	F	G	H	J	Z	T	m	n	U	V			dynamic Co (N)	static Co (N)
SHAFT LOCKING WITH GRUB SCREWS VERSION IN POLYAMIDE - PA -																					
20	50204W	55204W	120	90	11	28.5	5.4	90	M6x0.75	15	19	25	33.2	18.2	7	52	54	9800	6500	7500	0.31
25	50205W	55205W	120	90	11	34	5.4	90	M6x0.75	15	19	25	34.5	19.5	7.5	52	54	10800	7800	7200	0.33
25	50205AW	55205AW	130	99	11	34	5.4	90	M6x0.75	15	19	25	34.5	19.5	7.5	52	54	10800	7800	7600	0.51
30	50206W	55206W	120	90	11	40	5.9	90	M6x0.75	13	19	25	35	22	8	52	54	15000	11300	7000	0.40
30	50206AW	55206AW	130	99	11	40	5.9	90	M6x0.75	13	19	25	35	22	8	52	54	15000	11300	7600	0.63
30	50206X	55206X	146	117	11	40	5.9	98	M6x0.75	20	25	35	42	22	8	67	69	15000	11300	13000	0.58
35	50207X	55207X	146	117	11	46.7	7.4	98	M6x0.75	19	25	35	44.5	25.5	9.5	67	69	19700	15300	12800	0.72
35	50207M	55207M	159	130	14	46.7	7.4	105	M6x0.75	20	25	35	45.5	25.5	9.5	67	69	19700	15300	12900	0.75
40	50208X	55208X	146	117	11	52.7	8	98	M8x1.00	19	25	35	51.1	32.1	9	67	69	22400	17900	12500	0.87
40	50208M	55208M	159	130	14	52.7	8	105	M8x1.00	20	25	35	52.1	32.1	9	67	69	22400	17900	12700	0.92
SHAFT LOCKING WITH ECCENTRIC RING VERSION IN POLYAMIDE - PA -																					
20	50204WB	55204WB	120	90	11	33.3	5	90	M6x0.75	15	19	25	38.6	23.6	7.5	52	54	9800	6500	7500	0.34
25	50205WB	55205WB	120	90	11	38	5	90	M6x0.75	15	19	25	38.6	23.6	7.5	52	54	10800	7800	7200	0.37
25	50205AWB	55205AWB	130	99	11	38	5	90	M6x0.75	15	19	25	38.6	23.6	7.5	52	54	10800	7800	7600	0.51
30	50206WB	55206WB	120	90	11	44.5	6.2	90	M8x1.00	13	19	25	32.9	26.9	9	52	54	15000	7800	7000	0.44
30	50206AWB	55206AWB	130	99	11	44.5	6.2	90	M8x1.00	13	19	25	32.9	26.9	9	52	54	15000	11300	7600	0.63
30	50206XB	55206XB	146	117	11	44.5	6.2	98	M8x1.00	20	25	35	46.9	26.9	9	67	69	15000	11300	13000	0.65
35	50207XB	55207XB	146	117	11	55.6	7	98	M10x1.25	19	25	35	48.6	29.6	9.5	67	69	19700	15300	12800	0.78
35	50207MB	55207MB	159	130	14	55.6	7	105	M10x1.25	20	25	35	49.6	29.6	9.5	67	69	19700	15300	12900	0.83
40	50208XB	55208XB	146	117	11	60.3	7	98	M10x1.25	19	25	35	53.6	34.6	9	67	69	22400	17900	12500	0.98
40	50208MB	55208MB	159	130	14	60.3	7	105	M10x1.25	20	25	35	54.6	34.6	9	67	69	22400	17900	12700	1.05
SHAFT LOCKING WITH GRUB SCREWS VERSION IN POLYPROPYLENE - PP -																					
20	60204W	65204W	120	90	11	28.5	5.4	90	M6x0.75	15	19	25	33.2	18.2	7	52	54	9800	6500	3500	0.31
25	60205W	65205W	120	90	11	34	5.4	90	M6x0.75	15	19	25	34.5	19.5	7.5	52	54	10800	7800	3000	0.33
25	60205AW	65205AW	130	99	11	34	5.4	90	M6x0.75	15	19	25	34.5	19.5	7.5	52	54	10800	7800	3600	0.51
30	60206W	65206W	120	90	11	40	5.9	90	M6x0.75	13	19	25	35	22	8	52	54	15000	11300	3000	0.40
30	60206AW	65206AW	130	99	11	40	5.9	90	M6x0.75	13	19	25	35	22	8	52	54	15000	11300	3600	0.63
30	60206X	65206X	146	117	11	40	5.9	98	M6x0.75	20	25	35	42	22	8	67	69	15000	11300	6000	0.58
35	60207X	65207X	146	117	11	46.7	7.4	98	M6x0.75	19	25	35	44.5	25.5	9.5	67	69	19700	15300	6000	0.72
35	60207M	65207M	159	130	14	46.7	7.4	105	M6x0.75	20	25	35	45.5	25.5	9.5	67	69	19700	15300	6000	0.75
40	60208X	65208X	146	117	11	52.7	8	98	M8x1.00	19	25	35	51.1	32.1	9	67	69	22400	17900	5800	0.87
40	60208M	65208M	159	130	14	52.7	8	105	M8x1.00	20	25	35	52.1	32.1	9	67	69	22400	17900	5900	0.92
SHAFT LOCKING WITH ECCENTRIC RING VERSION IN POLYPROPYLENE - PP -																					
20	60204WB	65204WB	120	90	11	33.3	5	90	M6x0.75	15	19	25	38.6	23.6	7.5	52	54	9800	6500	3500	0.34
25	60205WB	65205WB	120	90	11	38	5	90	M6x0.75	15	19	25	38.6	23.6	7.5	52	54	10800	7800	3000	0.37
25	60205AWB	65205AWB	130	99	11	38	5	90	M6x0.75	15	19	25	38.6	23.6	7.5	52	54	10800	7800	3600	0.51
30	60206WB	65206WB	120	90	11	44.5	6.2	90	M8x1.00	13	19	25	39.9	26.9	9	52	54	15000	11300	3000	0.44
30	60206AWB	65206AWB	130	99	11	44.5	6.2	90	M8x1.00	13	19	25	39.9	26.9	9	52	54	15000	11300	3600	0.63
30	60206XB	65206XB	146	117	11	44.5	6.2	98	M8x1.00	20	25	35	46.9	26.9	9	67	69	15000	11300	6000	0.65
35	60207XB	65207XB	146	117	11	55.6	7	98	M10x1.25	19	25	35	48.6	29.6	9.5	67	69	19700	15300	6000	0.78
35	60207MB	65207MB	159	130	14	55.6	7	105	M10x1.25	20	25	35	49.6	29.6	9.5	67	69	19700	15300	6000	0.83
40	60208XB	65208XB	146	117	11	60.3	7	98	M10x1.25	19	25	35	53.6	34.6	9	67	69	22400	17900	5800	0.98
40	60208MB	65208MB	159	130	14	60.3	7	105	M10x1.25	20	25	35	54.6	34.6	9	67	69	22400	17900	5900	1.05

The dimension of the housings related to codes printed in bold letters are unified according to international standards.



Flanged bearing support series UFL for plain shafts
d 12-15-16-17-20 mm



see also... Features: page 124

Lubrication/maintenance: 125

Mounting instructions: 126

Calculation of load capacity and bearing life: 129

Accessories: 120

Chemical resistance: 136

TECHNICAL INFORMATION

- **Resistance to corrosion:**
 - Polyamide version (PA): good resistance to many corrosive chemicals such as water, oils, greases, petrol, milk, wine, alcoholic beverages.
 - Polypropylene version (PP): good resistance to highly corrosive chemicals such as acids, organic liquids, surfactants, detergents.
- **Load capacity:**
 - Polyamide version (PA): high load capacity.
 - Polypropylene version (PP): low capacity.
- **Continuous operating temperature:**
 - Polyamide version (PA): from -20°C to +90°C.
 - Polypropylene version (PP): from -20°C to +70°C.

Both versions maintain good dimensional stability at the maximum indicated temperature.
- **Economical operation.**
Long life, maintenance free.
- **Self-alignment:**
Max. misalignment between shaft and housing: 2.5°.
- **Concept and design to meet all safety requirements.**
- **Interchangeability:**
Interchangeable with standard cast iron flanged supports.



accessory

COMPONENTS

- 1 Housing in plastic material.
- 2 Adjustable ball bearing, pre-lubricated by means of grease-nipple or a quick coupler.
- 3 Ball-type grease-nipple.
- 4 Clip-on safety cap (accessory). Open version achievable by pressing in the shaft against the internal side of the cap.
- 5 Spacers to reinforce bolt holes.
- 6 Washer UNI 6592.

MAX. RADIAL LOAD CAPACITY OF HOUSING

Values indicated in the table above, are obtained at 23°C. Strength of housing indicated on page 129.

VERSION IN POLYAMIDE (PA) MATERIALS

- Reinforced polyamide housing.
- High quality ball bearing in chrome steel or stainless steel.
- Grease-nipple in nickel plated brass or stainless steel.
- Safety cap in polypropylene (accessory).
- Spacers in nickel plated brass.
- Washers in stainless steel AISI 304 - DIN 1.4301.

VERSION IN POLYPROPYLENE (PP) MATERIALS

- Reinforced polypropylene housing.
- High quality ball bearing in stainless steel
- Grease-nipple in stainless steel.
- Safety cap in polypropylene (accessory).
- Spacers in stainless steel AISI 304 - DIN 1.4031.
- Washers in stainless steel AISI 304 - DIN 1.4031.

COLOUR

- Bearing support in black.
- Safety cap in yellow.
- For sufficient quantities parts can be produced in different colours.



series UFL



Plain Shaft



Ø mm

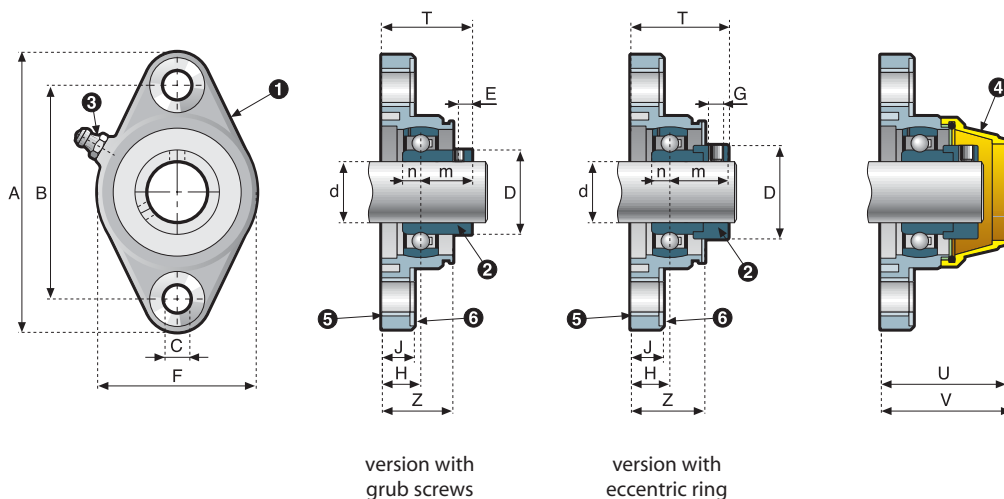


Polyamide



Polypropylene

Series UFL



version with grub screws

version with eccentric ring

Ø d mm	code version (PA)	safety cap code	dimensions (mm)														bearing load ratings		max. radial load capacity on plastic housing PA (N)	weight (Kg)	
			A	B	C	D	E	F	G	H	J	Z	T	m	n	U	V	dynamic C (N)			static Co (N)
SHAFT LOCKING WITH GRUB SCREWS																					
12	54201	50008	100	76.5	11	24.2	5.3	56	M6x0.75	17.5	12	26	33.5	16	6	47	49	7300	4760	6500	0.25
15	54202	50008	100	76.5	11	24.2	5.3	56	M6x0.75	17.5	12	26	33.5	16	6	47	49	7300	4760	6500	0.25
16	54016	50008	100	76.5	11	24.2	5.3	56	M6x0.75	17.5	12	26	33.5	16	6	47	49	7300	4760	6500	0.25
17	54203	50008	100	76.5	11	24.2	5.3	56	M6x0.75	17.5	12	26	33.5	16	6	47	49	7300	4760	6500	0.25
20	54204	50008	100	76.5	11	28.5	5.4	56	M6x0.75	15.5	12	26	33.7	18.2	7	47	49	9850	6580	6200	0.30

SHAFT LOCKING WITH ECCENTRIC RING																					
12	54201B	50008	100	76.5	11	25.8	5	56	M6x0.75	17.5	12	26	39.5	22	6	47	49	7300	4760	6500	0.28
15	54202B	50008	100	76.5	11	28.5	5	56	M6x0.75	17.5	12	26	39.5	22	6	47	49	7300	4760	6500	0.28
16	54016B	50008	100	76.5	11	28.5	5	56	M6x0.75	17.5	12	26	39.5	22	6	47	49	7300	4760	6500	0.28
17	54203B	50008	100	76.5	11	28.5	5	56	M6x0.75	17.5	12	26	39.5	22	6	47	49	7300	4760	6500	0.28
20	54204B	50008	100	76.5	11	33.3	5	56	M6x0.75	15.5	12	26	39.1	23.6	7.5	47	49	9850	6580	6200	0.35

Ø d mm	code version		safety cap code	dimensions (mm)														bearing load ratings		max. radial load capacity on plastic housing		weight (Kg)	
	PA	PP		A	B	C	D	E	F	G	H	J	Z	T	m	n	U	V	dynamic C (N)	static Co (N)	PA (N)		PP (N)
STAINLESS STEEL BEARING (with grub screws)																							
20	54204/SS	64204/SS	50008	100	76.5	11	28.5	5.4	56	M6x0.75	15.5	12	26	33.7	18.2	7.6	47	49	7300	4900	6200	3000	0.30

The dimension of the housings related to codes printed in bold letters are unified according to international standards.

Series UFL-Z



Flanged bearing support series UFL-Z for plain shafts d 12-15-16-17-20 mm



see also... Features: page 124

Lubrication/maintenance: 125

Mounting instructions: 126

Calculation of load capacity and bearing life: 129

Accessories: 120

Chemical resistance: 136

TECHNICAL INFORMATION

● Complete sealed units.

● Resistance to corrosion:

- Polyamide version (PA): good resistance to many corrosive chemicals such as water, oils, greases, petrol, milk, wine, alcoholic beverages.
- Polypropylene version (PP): excellent resistance to highly corrosive chemicals such as acids, organic liquids, surfactants, detergents.

● Load capacity:

- Polyamide version (PA): high load capacity.
- Polypropylene version (PP): low capacity.

● Continuous operating temperature:

- Polyamide version (PA): from -20°C to +90°C.
 - Polypropylene version (PP): from -20°C to +70°C.
- Both versions maintain good dimensional stability at the maximum indicated temperature.

● Economical operation.

Long life, maintenance free.

● Self-alignment:

Max. misalignment between shaft and housing: 2°.

● Concept and design to meet all safety requirements.

● Interchangeability:

Interchangeable with standard cast iron flanged supports.

COMPONENTS

- 1 Housing in plastic material.
- 2 Adjustable ball bearing, pre-lubricated by means of grease-nipple or a quick coupler.
- 3 Ball-type grease-nipple.
- 4 Clip-on safety cap (closed version).
- 5 Clip-on safety cap (open version).
- 6 Washer UNI 6592.
- 7 Spacers to reinforce bolt holes.
- 8 Rotary shaft seal ring with extra dust-protection lip.
- 9 Heavy duty O-Ring.

MAX. RADIAL LOAD CAPACITY OF HOUSING

Values indicated in the table above, are obtained at 23°C. Strength of housing indicated on page 129.

PA VERSION IN POLYAMIDE (PA) MATERIALS

- Reinforced polyamide housing.
- High quality ball bearing in chrome steel.
- Grease-nipple in nickel plated brass.
- Safety cap in polypropylene.
- Washers in stainless steel AISI 304 - DIN 1.4301.
- Spacers in nickel plated brass.
- Seal and O-Ring in NBR-rubber.

PP VERSION IN POLYPROPYLENE (PP) MATERIALS

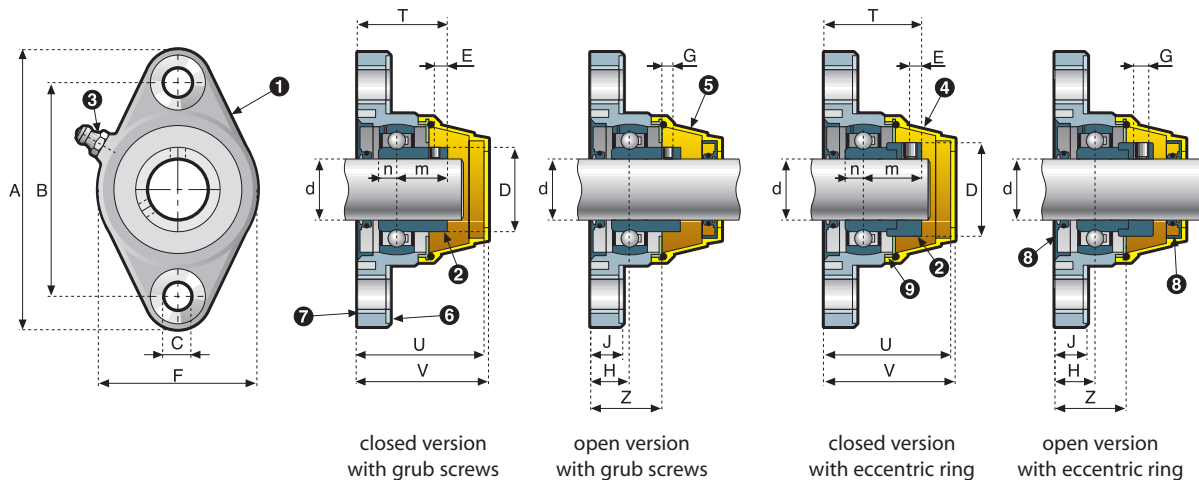
- Reinforced polypropylene housing.
- High quality ball bearing in chrome steel.
- Grease-nipple in stainless steel.
- Safety cap in polypropylene.
- Washers in stainless steel AISI 304 - DIN 1.4301.
- Spacers in stainless steel AISI 304 - DIN 1.4301.
- Seal and O-Ring in VITON-rubber.

COLOUR

- Bearing support in black.
- Safety cap in yellow.
- For sufficient quantities parts can be produced in different colours.



Series UFL-Z



Ø d mm	code version		dimensions (mm)														bearing load ratings		max. radial load capacity on plastic housing PA (N)	weight (Kg)	
	closed	open	A	B	C	D	E	F	G	H	J	Z	T	m	n	U	V	dynamic C (N)			static Co (N)
SHAFT LOCKING WITH GRUB SCREWS VERSION IN POLYAMIDE - PA -																					
12	54201Z	59201Z	100	76.5	11	24.2	5.3	56	M6x0.75	17.5	12	26	33.5	16	6	47	49	7300	4760	6500	0.25
15	54202Z	59202Z	100	76.5	11	24.2	5.3	56	M6x0.75	17.5	12	26	33.5	16	6	47	49	7300	4760	6500	0.25
16	54016Z	59016Z	100	76.5	11	24.2	5.3	56	M6x0.75	17.5	12	26	33.5	16	6	47	49	7300	4760	6500	0.25
17	54203Z	59203Z	100	76.5	11	24.2	5.3	56	M6x0.75	17.5	12	26	33.5	16	6	47	49	7300	4760	6500	0.25
20	54204Z	59204Z	100	76.5	11	28.5	5.4	56	M6x0.75	15.5	12	26	33.7	18.2	7	47	49	9850	6580	6200	0.30

SHAFT LOCKING WITH ECCENTRIC RING VERSION IN POLYAMIDE - PA -																					
12	54201ZB	59201ZB	100	76.5	11	28.5	5	56	M6x0.75	17.5	12	26	39.5	22	6	47	49	7300	4760	6500	0.28
15	54202ZB	59202ZB	100	76.5	11	28.5	5	56	M6x0.75	17.5	12	26	39.5	22	6	47	49	7300	4760	6500	0.28
16	54016ZB	59016ZB	100	76.5	11	28.5	5	56	M6x0.75	17.5	12	26	39.5	22	6	47	49	7300	4760	6500	0.28
17	54203ZB	59203ZB	100	76.5	11	28.5	5	56	M6x0.75	17.5	12	26	39.5	22	6	47	49	7300	4760	6500	0.28
20	54204ZB	59204ZB	100	76.5	11	33.3	5	56	M6x0.75	15.5	12	26	39.1	23.6	7.5	47	49	9850	6580	6200	0.35

Ø d mm	code version		dimensions (mm)														bearing load ratings		max. radial load capacity on plastic housing PP (N)	weight (Kg)	
	closed	open	A	B	C	D	E	F	G	H	J	Z	T	m	n	U	V	dynamic C (N)			static Co (N)
SHAFT LOCKING WITH GRUB SCREWS VERSION IN POLYPROPYLENE - PP -																					
12	64201Z	69201Z	100	76.5	11	24.2	5.3	56	M6x0.75	17.5	12	26	33.5	16	6	47	49	7300	4760	3100	0.25
15	64202Z	69202Z	100	76.5	11	24.2	5.3	56	M6x0.75	17.5	12	26	33.5	16	6	47	49	7300	4760	3100	0.25
16	64016Z	69016Z	100	76.5	11	24.2	5.3	56	M6x0.75	17.5	12	26	33.5	16	6	47	49	7300	4760	3100	0.25
17	64203Z	69203Z	100	76.5	11	24.2	5.3	56	M6x0.75	17.5	12	26	33.5	16	6	47	49	7300	4760	3100	0.25
20	64204Z	69204Z	100	76.5	11	28.5	5.4	56	M6x0.75	15.5	12	26	33.7	18.2	7	47	49	9850	6580	3000	0.30

SHAFT LOCKING WITH ECCENTRIC RING VERSION IN POLYPROPYLENE - PP -																					
12	64201ZB	69201ZB	100	76.5	11	28.5	5	56	M6x0.75	17.5	12	26	39.5	22	6	47	49	7300	4760	3100	0.28
15	64202ZB	69202ZB	100	76.5	11	28.5	5	56	M6x0.75	17.5	12	26	39.5	22	6	47	49	7300	4760	3100	0.28
16	64016ZB	69016ZB	100	76.5	11	28.5	5	56	M6x0.75	17.5	12	26	39.5	22	6	47	49	7300	4760	3100	0.28
17	64203ZB	69203ZB	100	76.5	11	28.5	5	56	M6x0.75	17.5	12	26	39.5	22	6	47	49	7300	4760	3100	0.28
20	64204ZB	69204ZB	100	76.5	11	33.3	5	56	M6x0.75	15.5	12	26	39.1	23.6	7.5	47	49	9850	6580	3000	0.35

The dimension of the housings related to codes printed in bold letters are unified according to international standards.

Series UCFH



Flange bearing with solid housings series UCFH for plain shafts
d 12-15-16-17-20-25-30-35-40 mm



see also... Features: page 124

Lubrication/maintenance: 125

Mounting instructions: 126

Calculation of load capacity and bearing life: 129

Accessories: 120

Chemical resistance: 136

TECHNICAL INFORMATION

- **Resistance to corrosion.**
- **High load capacity.**
- **Good dimensional stability at the maximum indicated temperature**
- **Self-alignment:**
Max misalignment between shaft and housing: 2,5°
- **Low maintenance and trouble-free operation.**
- **Easy Cleaning.**
- **Ball bearing pre-lubricated with long-life grease, which is ideal in applications within humid conditions, water, alkaline or acid solutions.**
- **Concept and design to meet all safety requirements.**
- **Interchangeable :**
Interchangeable with standard cast iron flanged supports.
- **Application in the food, beverage and pharmaceutical industry.**

New line of flange bearings created through new technology which will help equipment builders meet the requirements of the USDA and other government agencies as they relate to the prevention of contamination of food products and the growth of bacteria.

COMPONENTS

- 1 Housing in plastic material.
- 2 Adjustable ball bearing, pre-lubricated by means of grease-nipple or a quick coupler.
- 3 Ball-type grease-nipple.
- 4 Clip-on safety cap (accessory). Open version achievable by pressing in the shaft against the internal side of the cap.
- 5 Spacers to reinforce bolt holes.
- 6 Washer for grease-nipple.

MAX. RADIAL LOAD CAPACITY OF HOUSING

Values indicated in the table above, are obtained at 23°C. Strength of housing indicated on page 129.

VERSION IN POLYAMIDE (PA) MATERIALS

- Reinforced polyamide housing.
- High quality ball bearing in chrome steel or stainless steel.
- Grease-nipple in nickel plated brass or stainless steel.
- Safety cap in polypropylene (accessory).
- Spacers in nickel plated brass.
- Washer in polyethylene.

COLOUR

- Bearing support in black.
- Safety cap in yellow.
- For sufficient quantities parts can be produced in different colours.



accessory



series UCFH



Plain Shaft

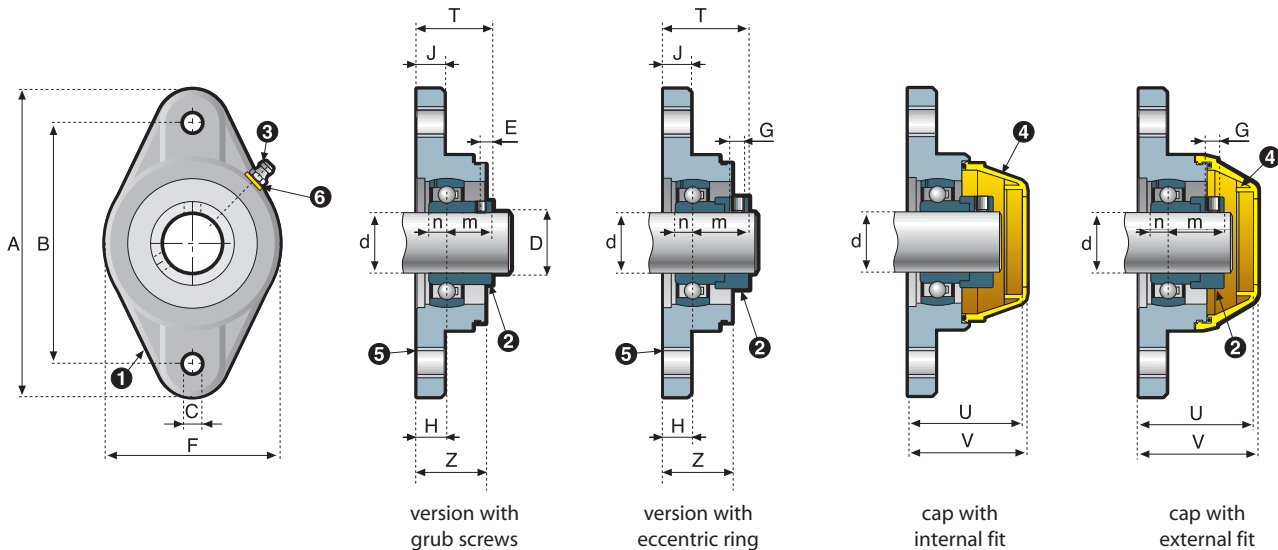


Ø mm



Polyamide

Series UCFH



∅ d mm	Cap with Internal Fit		Cap with External Fit		dimensions (mm)														bearing load ratings		max. radial load capacity on plastic housing PA (N)	weight (Kg)			
	Support code	Safety cap code	Support code	Safety cap code	A	B	C	D	E	F	G	H	J	Z	T	m	n	internal fit U V	external fit U V	dynamic C (N)			static Co (N)		
SHAFT LOCKING WITH GRUB SCREWS																									
12	54201N	50024	54201N-EC	50008	99	76.5	11	24.2	5.3	56	M6x0.75	16.5	10	26	32.5	16	6	40	42	46.5	48.5	7300	4760	6500	0.18
15	54202N	50024	54202N-EC	50008	99	76.5	11	24.2	5.3	56	M6x0.75	16.5	10	26	32.5	16	6	40	42	46.5	48.5	7300	4760	6500	0.18
16	54016N	50024	54016N-EC	50008	99	76.5	11	24.2	5.3	56	M6x0.75	16.5	10	26	32.5	16	6	40	42	46.5	48.5	7300	4760	6500	0.18
17	54203N	50024	54203N-EC	50008	99	76.5	11	24.2	5.3	56	M6x0.75	16.5	10	26	32.5	16.8	6	40	42	46.5	48.5	7300	4760	6500	0.18
20	54204N	50013	54204N-EC	50007	114	90	11	28.5	5.4	64	M6x0.75	15.5	10	26	33.7	18.2	7	48	50	47.5	49.5	9850	6580	7500	0.20
25	54205N	50009	54205N-EC	50011	130	99	11	34	5.4	70	M6x0.75	17	12.5	29	36.5	19.5	7.5	52	54	52.2	54.2	10800	7800	8000	0.30
30	54206N	50010	54206N-EC	50001	148	117	11	40	5.9	84	M6x0.75	14.5	12.5	29	36.5	22	8	56	58	50.7	52.7	15000	11300	8800	0.45
35	54207N	50010	54207N-EC	50004	163	130	14	46.7	7.4	90	M6x0.75	18	16	33	43.5	25.5	9.5	60	62	63.7	65.7	19700	15300	9000	0.60
40	54208N	50014	54208N-EC	50002	175	144	14	52.7	8	100	M8x1.00	18	20	35	50.1	32.1	9	58	60	63.2	65.2	22400	17900	12500	0.80
SHAFT LOCKING WITH ECCENTRIC RING																									
12	54201NB	50024	54201NB-EC	50008	99	76.5	11	28.5	5	56	M6x0.75	16.5	10	26	38.5	22	6	40	42	46.5	48.5	7300	4760	6500	0.20
15	54202NB	50024	54202NB-EC	50008	99	76.5	11	28.5	5	56	M6x0.75	16.5	10	26	38.5	22	6	40	42	46.5	48.5	7300	4760	6500	0.20
16	54016NB	50024	54016NB-EC	50008	99	76.5	11	28.5	5	56	M6x0.75	16.5	10	26	38.5	22	6	40	42	46.5	48.5	7300	4760	6500	0.20
17	54203NB	50024	54203NB-EC	50008	99	76.5	11	28.5	5	56	M6x0.75	16.5	10	26	38.5	22	6	40	42	46.5	48.5	7300	4760	6500	0.20
20	54204NB	50013	54204NB-EC	50007	114	90	11	33.3	5	64	M6x0.75	15.5	10	26	39.1	23.6	7.5	48	50	47.5	49.5	9850	6580	7500	0.23
25	54205NB	50009	54205NB-EC	50011	130	99	11	38	5	70	M6x0.75	17	12.5	29	40.6	23.6	7.5	52	54	52.2	54.2	10800	7800	8000	0.33
30	54206NB	50010	54206NB-EC	50001	148	117	11	44.5	6.2	84	M8x1.00	14.5	12.5	29	41.4	26.9	9	56	58	50.7	52.7	15000	11300	8800	0.49
35	54207NB	50010	54207NB-EC	50004	163	130	14	55.6	7	90	M10x1.25	18	16	33	47.6	29.6	9.5	60	62	63.7	65.7	19700	15300	9000	0.66
40	54208NB	50014	54208NB-EC	50002	175	144	14	60.3	7	100	M10x1.25	18	20	35	52.6	34.6	9	58	60	63.2	65.2	22400	17900	12500	0.87
STAINLESS STEEL BEARING (with grub screws)																									
20	54204N/SS	50013	54204N/SS-EC	50007	114	90	11	28.5	5.4	64	M6x0.75	15.5	10	26	33.7	18.2	7.6	48	50	47.5	49.5	7300	4900	7500	0.20
25	54205N/SS	50009	54205N/SS-EC	50011	130	99	11	34	5.4	70	M6x0.75	17	12.5	29	36.8	19.8	7.6	52	54	52.2	54.2	8100	5800	8000	0.30
30	54206N/SS	50010	54206N/SS-EC	50001	148	117	11	40	5.9	84	M6x0.75	14.5	12.5	29	36.8	22.2	9	56	58	50.7	52.7	11250	8400	8800	0.45
35	54207N/SS	50010	54207N/SS-EC	50004	163	130	14	46.7	7.4	90	M6x0.75	18	16	33	43.4	25.4	9.6	60	62	63.7	65.7	14700	11400	9000	0.60
40	54208N/SS	50014	54208N/SS-EC	50002	175	144	14	52.7	8	100	M8x1.00	18	20	35	48.1	30.1	11	58	60	63.2	65.2	16800	13400	12500	0.80

The dimension of the housings related to codes printed in bold letters are unified according to international standards.

Series UCFH-R



Flange bearing with solid housings series UCFH-R for plain shafts
d 12-15-16-17-20-25-30-35-40 mm

see also... Features: page 124

Lubrication/maintenance: 125

Mounting instructions: 126

Calculation of load capacity and bearing life: 129

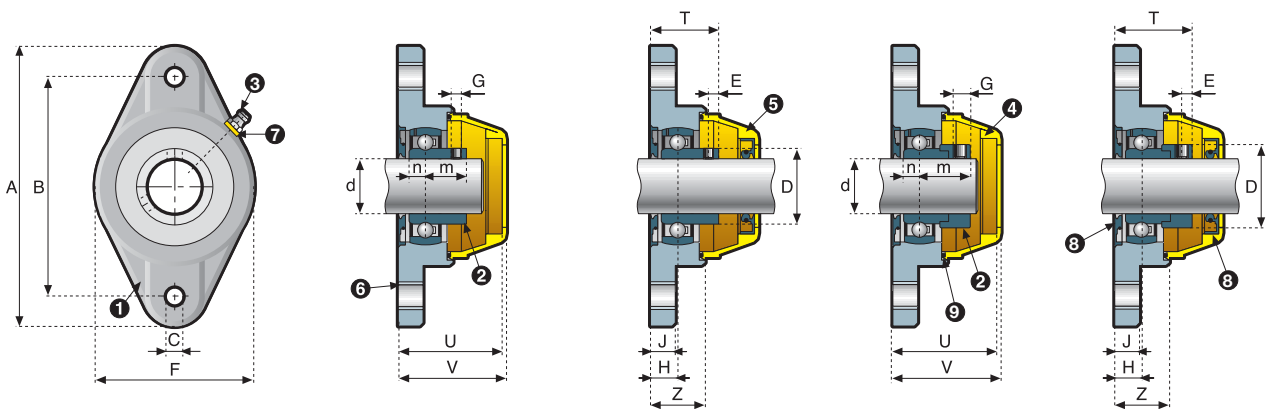
Accessories: 120

Chemical resistance: 136

TECHNICAL INFORMATION

- Complete sealed units.
- Resistance to corrosion.
- High load capacity.
- Good dimensional stability at the maximum indicated temperature.
- Self-alignment:
Max.misalignment between shaft and housing: 2°.
- Low maintenance and trouble-free operation.
- Easy cleaning.
- Ball bearing pre-lubricated with long-life grease, which is ideal in applications within humid conditions, water, alkaline or acid solutions.
- Concept and design to meet all safety requirements.
- Interchangeability:
Interchangeable with standard cast iron flanged supports.
- Application in the food, beverage and pharmaceutical industry.

CAP WITH INTERNAL FIT



closed version with grub screws

open version with grub screws

closed version with eccentric ring

open version with eccentric ring

Ø d mm	cap with internal fit		dimensions (mm)														bearing load ratings		max. radial load capacity on plastic housing PA (N)	weight (Kg)	
	closed	open	A	B	C	D	E	F	G	H	J	Z	T	m	n	U	V	dynamic C (N)			static Co (N)
SHAFT LOCKING WITH GRUB SCREWS																					
12	54201NR	59201NR	99	76.5	11	24.2	5.3	56	M6x0.75	16.5	10	26	32.5	16	6	47	49	7300	4760	6500	0.19
15	54202NR	59202NR	99	76.5	11	24.2	5.3	56	M6x0.75	16.5	10	26	32.5	16	6	47	49	7300	4760	6500	0.19
16	54016NR	59016NR	99	76.5	11	24.2	5.3	56	M6x0.75	16.5	10	26	32.5	16	6	47	49	7300	4760	6500	0.19
17	54203NR	59203NR	99	76.5	11	24.2	5.3	56	M6x0.75	16.5	10	26	32.5	16	6	47	49	7300	4760	6500	0.19
20	54204NR	59204NR	114	90	11	28.5	5.4	64	M6x0.75	15.5	10	26	33.7	18.2	7	48	50	9850	6580	7500	0.21
25	54205NR	59205NR	130	99	11	34	5.4	70	M6x0.75	17	12.5	29	36.5	19.5	7.5	52	54	10800	7800	8000	0.32
30	54206NR	59206NR	148	117	11	40	5.9	84	M6x0.75	14.5	12.5	29	36.5	22	8	56	58	15000	11300	8800	0.45
35	54207NR	59207NR	163	130	14	46.7	7.4	90	M6x0.75	18	16	33	43.5	25.5	9.5	60	62	19700	15300	9000	0.60
40	54208NR	59208NR	175	144	14	52.7	8	100	M8x1.00	18	20	35	50.1	32.1	9	58	60	22400	17900	12500	0.80
SHAFT LOCKING WITH ECCENTRIC RING																					
12	54201NRB	59201NRB	99	76.5	11	28.5	5	56	M6x0.75	16.5	10	26	38.5	22	6	47	49	7300	4760	6500	0.24
15	54202NRB	59202NRB	99	76.5	11	28.5	5	56	M6x0.75	16.5	10	26	38.5	22	6	47	49	7300	4760	6500	0.24
16	54016NRB	59016NRB	99	76.5	11	28.5	5	56	M6x0.75	16.5	10	26	38.5	22	6	47	49	7300	4760	6500	0.24
17	54203NRB	59203NRB	99	76.5	11	28.5	5	56	M6x0.75	16.5	10	26	38.5	22	6	47	49	7300	4760	6500	0.24
20	54204NRB	59204NRB	114	90	11	33.3	5	64	M6x0.75	15.5	10	26	39.1	23.6	7.5	48	50	9850	6580	7500	0.28
25	54205NRB	59205NRB	130	99	11	38	5	70	M6x0.75	17	12.5	29	40.6	23.6	7.5	52	54	10800	7800	8000	0.37
30	54206NRB	59206NRB	148	117	11	44.5	6.2	84	M8x1.00	14.5	12.5	29	41.4	26.9	9	56	58	15000	11300	8800	0.50
35	54207NRB	59207NRB	163	130	14	55.6	7	90	M10x1.25	18	16	33	47.6	29.6	9.5	60	62	19700	15300	9000	0.68
40	54208NRB	59208NRB	175	144	14	60.3	7	100	M10x1.25	18	20	35	52.6	34.6	9	58	60	22400	17900	12500	0.80

Series UCFH-R

COMPONENTS

- 1 Housing in plastic material.
- 2 Adjustable ball bearing, pre-lubricated by means of grease-nipple or a quick coupler.
- 3 Ball-type grease-nipple.
- 4 Clip-on safety cap (closed version).
- 5 Clip-on safety cap (open version).
- 6 Spacers to reinforce bolt holes.
- 7 Washer for grease-nipple.
- 8 Rotary shaft seal ring with extra dust-protection lip.
- 9 Heavy duty O-Ring.

MAX. RADIAL LOAD CAPACITY OF HOUSING

Values indicated in the table above, are obtained at 23°C.
Strength of housing indicated on page 129.

COLOUR

- Bearing support in black.
- Safety cap in yellow.
- For sufficient quantities parts can be produced in different colours.

VERSION IN POLYAMIDE (PA) MATERIALS

- Reinforced polyamide housing.
- High quality ball bearing in chrome steel.
- Grease-nipple in nickel plated brass.
- Safety cap in polypropylene.
- Spacers in nickel plated brass.
- Seal and O-Ring in NBR-rubber.
- Washer in polyethylene.



series UCFH-R



Plain Shaft



Ø mm



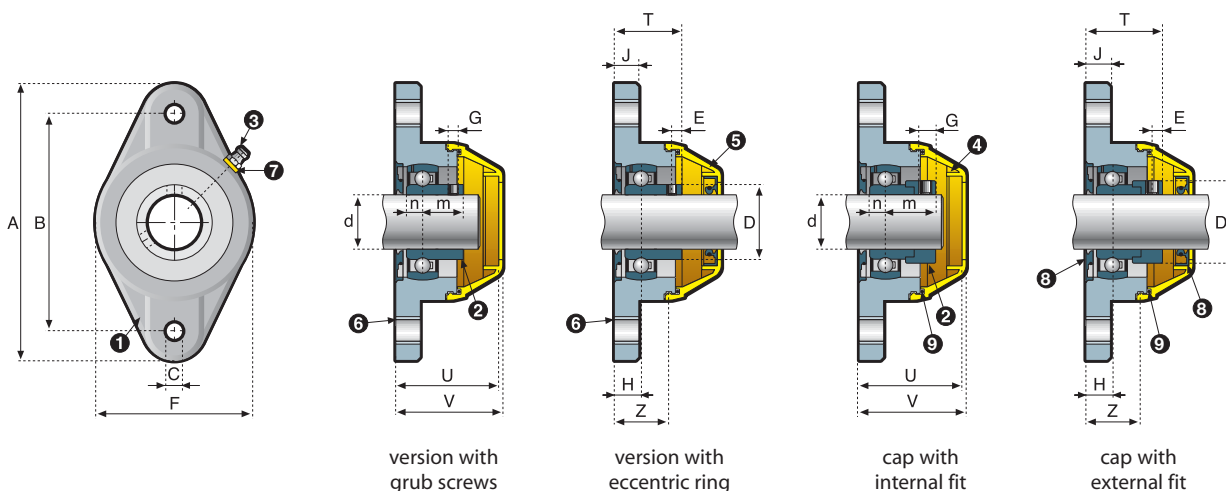
Waterproof



Polyamide

New line of flange bearings created through new technology which will help equipment builders meet the requirements of the USDA and other government agencies as they relate to the prevention of contamination of food products and the growth of bacteria.

CAP WITH EXTERNAL FIT



version with grub screws

version with eccentric ring

cap with internal fit

cap with external fit

Ø d mm	cap with external fit		dimensions (mm)														bearing load ratings		max. radial load capacity on plastic housing PA (N)	weight (Kg)	
	closed	open	A	B	C	D	E	F	G	H	J	Z	T	m	n	U	V	dynamic C (N)			static Co (N)
SHAFT LOCKING WITH GRUB SCREWS																					
12	54201NR-EC	59201NR-EC	99	76.5	11	24.2	5.3	56	M6x0.75	16.5	10	26	32.5	16	6	46.5	48.5	7300	4760	6500	0.19
15	54202NR-EC	59202NR-EC	99	76.5	11	24.2	5.3	56	M6x0.75	16.5	10	26	32.5	16	6	46.5	48.5	7300	4760	6500	0.19
16	54016NR-EC	59016NR-EC	99	76.5	11	24.2	5.3	56	M6x0.75	16.5	10	26	32.5	16	6	46.5	48.5	7300	4760	6500	0.19
17	54203NR-EC	59203NR-EC	99	76.5	11	24.2	5.3	56	M6x0.75	16.5	10	26	32.5	16	6	46.5	48.5	7300	4760	6500	0.19
20	54204NR-EC	59204NR-EC	114	90	11	28.5	5.4	64	M6x0.75	15.5	10	26	33.7	18.2	7	47.5	49.5	9850	6580	7500	0.21
25	54205NR-EC	59205NR-EC	130	99	11	34	5.4	70	M6x0.75	17	12.5	29	36.5	19.5	7.5	52.2	54.2	10800	7800	8000	0.32
30	54206NR-EC	59206NR-EC	148	117	11	40	5.9	84	M6x0.75	14.5	12.5	29	36.5	22	8	50.7	52.7	15000	11300	8800	0.45
35	54207NR-EC	59207NR-EC	163	130	14	46.7	7.4	90	M6x0.75	18	16	33	43.5	25.5	9.5	63.7	65.7	19700	15300	9000	0.60
40	54208NR-EC	59208NR-EC	175	144	14	52.7	8	100	M8x1.00	18	20	35	50.1	32.1	9	63.2	65.2	22400	17900	12500	0.80
SHAFT LOCKING WITH ECCENTRIC RING																					
12	54201NRB-EC	59201NRB-EC	99	76.5	11	28.5	5	56	M6x0.75	16.5	10	26	38.5	22	6	46.5	48.5	7300	4760	6500	0.24
15	54202NRB-EC	59202NRB-EC	99	76.5	11	28.5	5	56	M6x0.75	16.5	10	26	38.5	22	6	46.5	48.5	7300	4760	6500	0.24
16	54016NRB-EC	59016NRB-EC	99	76.5	11	28.5	5	56	M6x0.75	16.5	10	26	38.5	22	6	46.5	48.5	7300	4760	6500	0.24
17	54203NRB-EC	59203NRB-EC	99	76.5	11	28.5	5	56	M6x0.75	16.5	10	26	38.5	22	6	46.5	48.5	7300	4760	6500	0.24
20	54204NRB-EC	59204NRB-EC	114	90	11	33.3	5	64	M6x0.75	15.5	10	26	39.1	23.6	7.5	47.5	49.5	9850	6580	7500	0.28
25	54205NRB-EC	59205NRB-EC	130	99	11	38	5	70	M6x0.75	17	12.5	29	40.6	23.6	7.5	52.2	54.2	10800	7800	8000	0.37
30	54206NRB-EC	59206NRB-EC	148	117	11	44.5	6.2	84	M8x1.00	14.5	12.5	29	41.4	26.9	9	50.7	52.7	15000	11300	8800	0.50
35	54207NRB-EC	59207NRB-EC	163	130	14	55.6	7	90	M10x1.25	18	16	33	47.6	29.6	9.5	63.7	65.7	19700	15300	9000	0.68
40	54208NRB-EC	59208NRB-EC	175	144	14	60.3	7	100	M10x1.25	18	20	35	52.6	34.6	9	63.2	65.2	22400	17900	12500	0.80

The dimension of the housings related to codes printed in bold letters are unified according to international standards.

Series UCFH-RL



Flanged bearing with solid housings series UCFH-RL for plain shafts d 30 - 40 mm



see also... Features: page 124

Lubrication/maintenance: 125

Mounting instructions: 126

Calculation of load capacity and bearing life: 129

Accessories: 120

Chemical resistance: 136



TECHNICAL INFORMATION

- **Complete sealed units.**
- **Resistance to corrosion.**
- **High load capacity.**
- **Good dimensional stability at the maximum indicated temperature.**
- **Self-alignment:**
Max.misalignment between shaft and housing: 2.0°.
- **Low maintenance and trouble-free operation.**
- **Easy cleaning.**
- **Ball bearing pre-lubricated with long-life grease, which is ideal in applications within humid conditions, water, alkaline or acid solutions.**
- **Concept and design to meet all safety requirements.**
- **Interchangeability:**
Interchangeable with standard cast iron flanged supports.
- **Application in the food, beverage and pharmaceutical industry.**
- **Maintenance free.**

New line of flanged bearings created through new technology which will help equipment builders meet the requirements of the USDA and other government agencies as they relate to the prevention of contamination of food products and the growth of bacteria.

COMPONENTS

- 1 Housing in plastic material.
- 2 High quality maintenance free ball bearing.
- 3 Clip-on safety cap (closed version).
- 4 Clip-on safety cap (open version).
- 5 Spacers to reinforce bolt holes.
- 6 Rotary shaft seal ring with extra dust-protection lip.
- 7 Heavy duty O-Ring.

MAX. RADIAL LOAD CAPACITY OF HOUSING

Values indicated in the table above, are obtained at 23°C. Strength of housing indicated on page 129.

VERSION IN POLYAMIDE (PA) MATERIALS

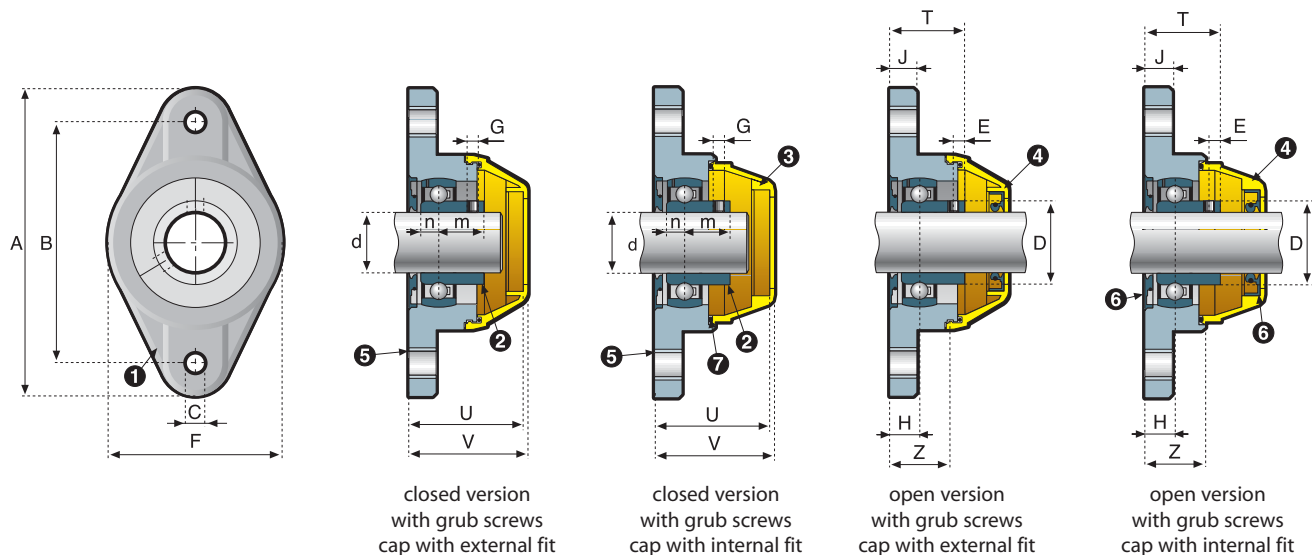
- Reinforced polyamide housing.
- High quality maintenance free ball bearing in chrome steel.
- Safety cap in polypropylene.
- Spacers in nickel plated brass.
- Seal and O-Ring in NBR-rubber.

COLOUR

- Bearing support in black.
- Safety cap in yellow.
- For sufficient quantities parts can be produced in different colours.



Series UCFH-RL



closed version
with grub screws
cap with external fit

closed version
with grub screws
cap with internal fit

open version
with grub screws
cap with external fit

open version
with grub screws
cap with internal fit

Ø d mm	cap with internal fit		dimensions (mm)														bearing load ratings		max. radial load capacity on plastic housing PA (N)	weight (Kg)	
	closed	open	A	B	C	D	E	F	G	H	J	Z	T	m	n	U	V	dynamic C (N)			static Co (N)
SHAFT LOCKING WITH GRUB SCREWS																					
30	54206NRL	59206NRL	148	117	11	40	5.9	84	M6x0.75	14.5	12.5	29	36.5	22	8	56	58	15000	11300	8800	0.45
40	54208NRL	59208NRL	175	144	14	52.7	8	100	M8x1.00	18	20	35	50.1	32.1	9	58	60	22400	17900	12500	0.80

Ø d mm	cap with external fit		dimensions (mm)														bearing load ratings		max. radial load capacity on plastic housing PA (N)	weight (Kg)	
	closed	open	A	B	C	D	E	F	G	H	J	Z	T	m	n	U	V	dynamic C (N)			static Co (N)
SHAFT LOCKING WITH GRUB SCREWS																					
30	54206NRL-EC	59206NRL-EC	148	117	11	40	5.9	84	M6x0.75	14.5	12.5	29	36.5	22	8	50.7	52.7	15000	11300	8800	0.45
40	54208NRL-EC	59208NRL-EC	175	144	14	52.7	8	100	M8x1.00	18	20	35	50.1	32.1	9	63.2	65.2	22400	17900	12500	0.80

The dimension of the housings related to codes printed in bold letters are unified according to international standards.

With cover in stainless steel polished surface



**Flanged bearing support
with stainless steel cover
series CL for
plain shafts d 30-35-40 mm**



see also... Features: page 124

Lubrication/maintenance: 125

Mounting instructions: 126

Calculation of load capacity
and bearing life: 129

Accessories: 120

Chemical resistance: 136



accessory

TECHNICAL INFORMATION

- **Total protection.**
- **Solid cross-section base housing.**
- **No core cavities to trap contaminants.**
- **Resistance to corrosion:** good resistance to highly corrosive chemicals such as acids, organic liquids, surfactants, detergents.
- **Load capacity:** high load capacity.
- **Continuous operating temperature:**
From -20°C to + 80°C.
This version maintains good dimensional stability at the maximum indicated temperature.
- **Economical operation.**
Long life, maintenance free.
- **Self-alignment:**
Max. misalignment between shaft and housing: 2.5°
- **Concept and design to meet all safety requirements.**
- **Interchangeability:**
Interchangeable with standard cast iron flanged supports.

COMPONENTS

- 1 Internal housing in plastic material.
- 2 External housing in stainless steel.
- 3 Adjustable ball bearing, pre-lubricated by means of grease-nipple or a quick coupler.
- 4 Ball-type grease-nipple.
- 5 Washer for grease-nipple
- 6 Spacer to reinforce bolt holes.
- 7 Clip-on safety cap (accessory).
Open version achievable by pressing in the shaft against the internal side of the cap.

MAX. RADIAL LOAD CAPACITY OF HOUSING

Values indicated in the table above, are obtained at 23°C. Strength of housing indicated on page 129.

VERSION IN POLYAMIDE (PA) MATERIALS

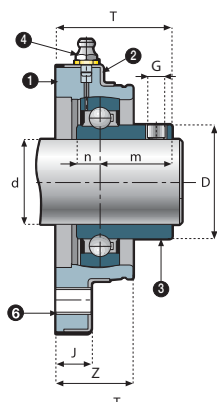
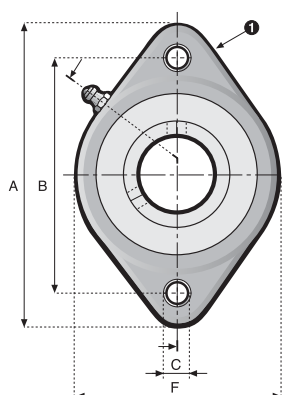
- Reinforced polyamide internal housing.
- Cover in stainless steel AISI 304 - DIN 1.4301.
- High quality ball bearing in chrome steel.
- Grease-nipple in stainless steel.
- Washer for grease-nipple in polyethylene.
- Seal and O-Ring in NBR-rubber (viton for s/s bearing).
- Spacer in stainless steel.
- Safety cap in polypropylene.

COLOUR

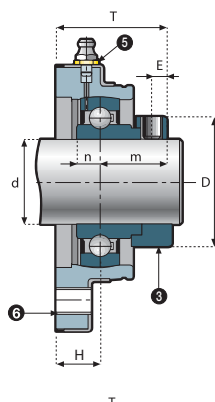
- Safety cap in yellow (accessory).
- Internal housing in black.
- External housing in polish stainless steel.



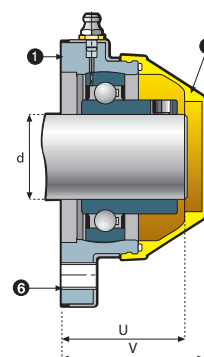
Series CL



version with grub screws



version with eccentric ring



Cover "Accessory"

Ø d mm	code version	safety cap code	dimensions (mm)														bearing load ratings		max. radial load capacity on plastic housing PA (N)	weight (Kg)	
			A	B	C	D	E	F	G	H	J	Z	T	m	n	U	V	dynamic C (N)			static Co (N)
SHAFT LOCKING WITH GRUB SCREWS																					
30	50206CL	50002	147	117	11	40	5.9	99	M6x0.75	21	16.5	35.5	43	22	8	55	66	15000	11300	13000	0.75
35	50207CL	50002	147	117	11	46.7	7.4	99	M6x0.75	19	16.5	35.5	44.5	25.5	9.5	55	66	19700	15300	12800	0.80
40	50208CL	50002	147	117	11	52.7	8	99	M8x1.00	18.25	16.5	35.5	50.35	32.1	9	55	66	22400	17900	12500	0.90
SHAFT LOCKING WITH ECCENTRIC RING																					
30	50206CLB	50002	147	117	11	44.5	6.2	99	M8x1.00	21	16.5	35.5	47.9	26.9	9	55	66	15000	11300	13000	0.85
35	50207CLB	50002	147	117	11	55.6	7	99	M10x1.25	19	16.5	35.5	48.6	29.6	9.5	55	66	19700	15300	12800	0.95
40	50208CLB	50002	147	117	11	60.3	7	99	M10x1.25	18.25	16.5	35.5	53.6	34.6	9	55	66	22400	17900	12500	1.00

Series **CL-R**

*With cover in
stainless steel
polished surface*



**Flanged bearing support
with stainless steel cover
series CL-R for
plain shafts d 30-35-40 mm**



see also... Features: page 124

Lubrication/maintenance: 125

Mounting instructions: 126

Calculation of load capacity
and bearing life: 129

Accessories: 120

Chemical resistance: 136



TECHNICAL INFORMATION

- **Waterproof.**
- **Total protection.**
- **Solid cross-section base housing.**
- **No core cavities to trap contaminants.**
- **Complete Sealed units.**
- **Resistance to corrosion:** good resistance to highly corrosive chemicals such as acids, organic liquids, surfactants, detergents.
- **Load capacity:** high load capacity.
- **Continuous operating temperature:** From -20°C to +80°C.
This version maintains good dimensional stability at the maximum indicated temperature.
- **Economical operation.**
Long life, maintenance free.
- **Self-alignment:**
Max. misalignment between shaft and housing: 2.5°
- **Concept and design to meet all safety requirements.**
- **Interchangeability:**
Interchangeable with standard cast iron flanged supports.

COMPONENTS

- 1 Internal housing in plastic material.
- 2 External housing in stainless steel.
- 3 Adjustable ball bearing, pre-lubricated by means of grease-nipple or a quick coupler.
- 4 Ball-type grease-nipple.
- 5 Washer for grease-nipple
- 6 Rotary shaft seal ring with extra dust-protection lip.
- 7 Heavy duty O-Ring.
- 8 Spacer to reinforce bolt holes.
- 9 Clip-on safety cap (closed version).
- 10 Clip-on safety cap (open version).

MAX. RADIAL LOAD CAPACITY OF HOUSING

Values indicated in the table above, are obtained at 23°C. Strength of housing indicated on page 129.

VERSION IN POLYAMIDE (PA) MATERIALS

- Reinforced polyamide internal housing.
- Cover in stainless steel AISI 304 - DIN 1.4301.
- High quality ball bearing in chrome steel or stainless steel.
- Grease-nipple in stainless steel.
- Washer for grease-nipple in polyethylene.
- Seal and O-Ring in NBR-rubber (viton for s/s bearing).
- Spacer in stainless steel.
- Safety cap in polypropylene.

COLOUR

- Safety cap in yellow (accessory).
- Internal housing in black.
- External housing in polish stainless steel.



Series CL-R



Plain Shaft



Ø mm



Waterproof

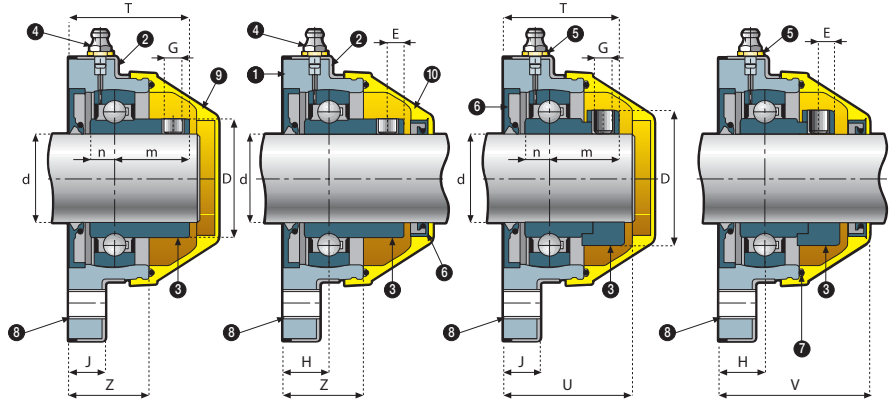
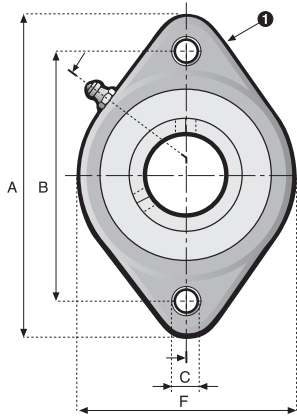


Polyamide



Stainless steel

Series CL-R



closed version
with grub screws

open version
with grub screws

closed version
with eccentric ring

open version
with eccentric ring

Ø d mm	code version		dimensions (mm)														bearing load ratings		max. radial load capacity on plastic housing PA (N)	weight (Kg)	
	closed	open	A	B	C	D	E	F	G	H	J	Z	T	m	n	U	V	dynamic C (N)			static Co (N)
SHAFT LOCKING WITH GRUB SCREWS																					
30	50206CLR	55206CLR	147	117	11	40	5.9	99	M6x0.75	21	16.5	35.5	43	22	8	55	66	15000	11300	13000	0.75
35	50207CLR	55207CLR	147	117	11	46.7	7.4	99	M6x0.75	19	16.5	35.5	44.5	25.5	9.5	55	66	19700	15300	12800	0.80
40	50208CLR	55208CLR	147	117	11	52.7	8	99	M8x1.00	18.25	16.5	35.5	50.35	32.1	9	55	66	22400	17900	12500	0.90
SHAFT LOCKING WITH ECCENTRIC RING																					
30	50206CLBR	55206CLBR	147	117	11	44.5	6.2	99	M8x1.00	21	16.5	35.5	47.9	26.9	9	55	66	15000	11300	13000	0.85
35	50207CLBR	55207CLBR	147	117	11	55.6	7	99	M10x1.25	19	16.5	35.5	48.6	29.6	9.5	55	66	19700	15300	12800	0.95
40	50208CLBR	55208CLBR	147	117	11	60.3	7	99	M10x1.25	18.25	16.5	35.5	53.6	34.6	9	55	66	22400	17900	12500	1.00
STAINLESS STEEL BEARING (WITH GRUB SCREWS)																					
30	50206CLRS	55206CLRS	147	117	11	40	5.9	99	M6x0.75	21	16.5	35.5	43	22	8	55	66	15000	11300	13000	0.75
35	50207CLRS	55207CLRS	147	117	11	46.7	7.4	99	M6x0.75	19	16.5	35.5	44.5	25.5	9.5	55	66	19700	15300	12800	0.80
40	50208CLRS	55208CLRS	147	117	11	52.7	8	99	M8x1.00	18.25	16.5	35.5	50.35	32.1	9	55	66	22400	17900	12500	0.90

Series **CL-RL**

*With cover in
stainless steel
polished surface*



**Flanged bearing support
with stainless steel cover
series CL-RL for
plain shafts d 30-35-40 mm**



see also... Features: page 124

Lubrication/maintenance: 125

Mounting instructions: 126

Calculation of load capacity
and bearing life: 129

Accessories: 120

Chemical resistance: 136



**MAINTENANCE
FREE**



Series CL-RL



Plain Shaft



Ø mm



Waterproof



Polyamide



Stainless steel

TECHNICAL INFORMATION

- **Waterproof.**
- **Total protection.**
- **Solid cross-section base housing.**
- **No core cavities to trap contaminants.**
- **Complete Sealed units.**
- **Resistance to corrosion:** good resistance to highly corrosive chemicals such as acids, organic liquids, surfactants, detergents.
- **Load capacity:** high load capacity.
- **Continuous operating temperature:**
From -20°C to +80°C.
This version maintains good dimensional stability at the maximum indicated temperature.
- **Economical operation.**
Long life, maintenance free.
- **Self-alignment:**
Max. misalignment between shaft and housing: 2.5°
- **Concept and design to meet all safety requirements.**
- **Interchangeability:**
Interchangeable with standard cast iron flanged supports.

COMPONENTS

- 1 Internal housing in plastic material.
- 2 External housing in stainless steel.
- 3 High quality maintenance free ball bearing.
- 4 Rotary shaft seal ring with extra dust-protection lip.
- 5 Heavy duty O-Ring.
- 6 Spacer to reinforce bolt holes.
- 7 Clip-on safety cap (closed version).
- 8 Clip-on safety cap (open version).
- 9 Cap end.

MAX. RADIAL LOAD CAPACITY OF HOUSING

Values indicated in the table above, are obtained at 23°C. Strength of housing indicated on page 129.

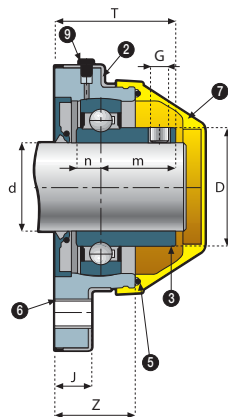
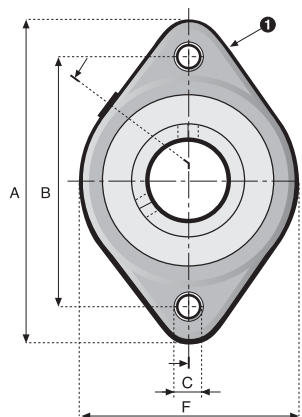
VERSION IN POLYAMIDE (PA) MATERIALS

- Reinforced polyamide internal housing.
- Cover in stainless steel AISI 304 - DIN 1.4301.
- High quality ball bearing in chrome steel.
- Grease-nipple in stainless steel.
- Washer for grease-nipple in polyethylene.
- Seal and O-Ring in NBR-rubber (viton for s/s bearing).
- Spacer in stainless steel.
- Safety cap in polypropylene.

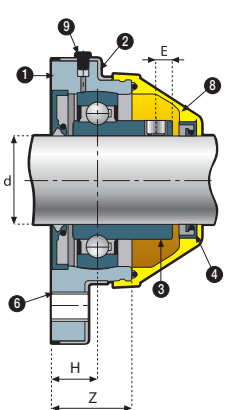
COLOUR

- Safety cap in yellow (accessory).
- Internal housing in black.
- External housing in polish stainless steel.

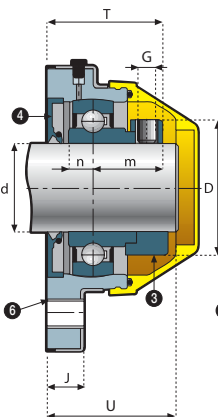
Series **CL-RL**



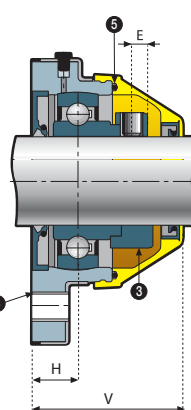
closed version
with grub screws



open version
with grub screws



closed version
with eccentric ring



open version
with eccentric ring

Ø d mm	code version		dimensions (mm)														bearing load ratings		max. radial load capacity on plastic housing PA (N)	weight (Kg)	
	closed	open	A	B	C	D	E	F	G	H	J	Z	T	m	n	U	V	dynamic C (N)			static Co (N)
SHAFT LOCKING WITH GRUB SCREWS																					
30	50206CLRL	55206CLRL	147	117	11	40	5.9	99	M6x0.75	21	16.5	35.5	43	22	8	55	66	15000	11300	13000	0.75
35	50207CLRL	55207CLRL	147	117	11	46.7	7.4	99	M6x0.75	19	16.5	35.5	44.5	25.5	9.5	55	66	19700	15300	12800	0.80
40	50208CLRL	55208CLRL	147	117	11	52.7	8	99	M8x1.00	18.25	16.5	35.5	50.35	32.1	9	55	66	22400	17900	12500	0.90
SHAFT LOCKING WITH ECCENTRIC RING																					
40	50208CLBRL	55208CLBRL	147	117	11	60.3	7	99	M10x1.25	18.25	16.5	35.5	53.6	34.6	9	55	66	22400	17900	12500	1.00

Series UCFT



Flanged bearing support series UCFT for plain shafts d 12-15-16-17-25 mm



see also... Features: page 124

Lubrication/maintenance: 125

Mounting instructions: 126

Calculation of load capacity and bearing life: 129

Accessories: 120

Chemical resistance: 136

TECHNICAL INFORMATION

- **Resistance to corrosion.**
- **High load capacity.**
- **Good dimensional stability at the maximum indicated temperature**
- **Self-alignment:**
Max misalignment between shaft and housing: 2,5°
- **Low maintenance and trouble-free operation.**
- **Easy Cleaning.**
- **Ball bearing pre-lubricated with long-life grease, which is ideal in applications within humid conditions, water, alkaline or acid solutions.**
- **Concept and design to meet all safety requirements.**
- **Interchangeable :**
Interchangeable with standard cast iron flanged supports.
- **Application in the food, beverage and pharmaceutical industry.**

New line of flange bearings created through new technology which will help equipment builders meet the requirements of the USDA and other government agencies as they relate to the prevention of contamination of food products and the growth of bacteria.

COMPONENTS

- 1 Housing in plastic material.
- 2 Adjustable ball bearing, pre-lubricated by means of grease-nipple or a quick coupler.
- 3 Ball-type grease-nipple.
- 4 Clip-on safety cap (accessory). Open version achievable by pressing in the shaft against the internal side of the cap.
- 5 Washer UNI 6592.

MAX. RADIAL LOAD CAPACITY OF HOUSING

Values indicated in the table above, are obtained at 23°C. Strength of housing indicated on page 129.

VERSION IN POLYAMIDE (PA) MATERIALS

- Reinforced polyamide housing.
- High quality ball bearing in chrome steel or stainless steel.
- Grease-nipple in nickel plated brass or stainless steel.
- Safety cap in polypropylene (accessory).
- Washers in stainless steel AISI 304.

COLOUR

- Bearing support in black.
- Safety cap in yellow.
- For sufficient quantities parts can be produced in different colours.



accessory



series UCFT



Plain Shaft

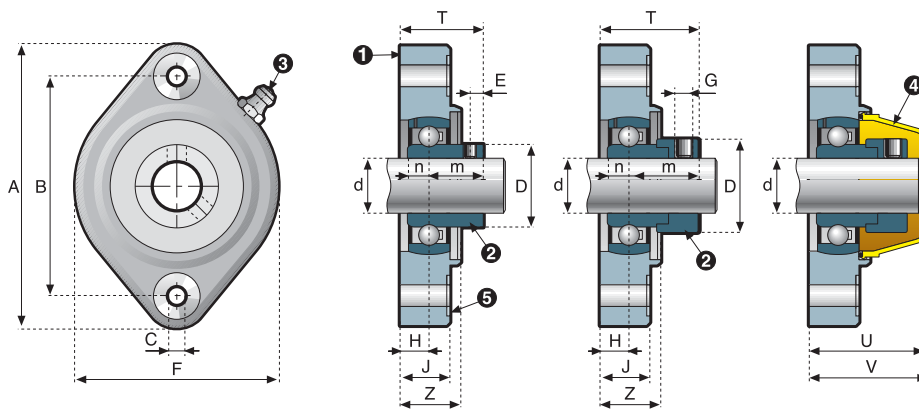


Ø mm



Polyamide

Series UCFT



version with grub screws

version with eccentric ring

Ø d mm	code version (PA)	safety cap code	dimensions (mm)														bearing load ratings		max. radial load capacity on plastic housing PA (N)	weight (Kg)		
			A	B	C	D	E	F	G	H	J	Z	T	m	n	U	V	dynamic C (N)			static Co (N)	
SHAFT LOCKING WITH GRUB SCREWS																						
12	54201TN	50024	81	63.5	6.5	24.2	5.3	58.5	M6x0.75	8.5	16	19	24.5	16	6	33	35	7300	4760	6500	0.20	
15	54202TN	50024	81	63.5	6.5	24.2	5.3	58.5	M6x0.75	8.5	16	19	24.5	16	6	33	35	7300	4760	6500	0.20	
16	54016TN	50024	81	63.5	6.5	24.2	5.3	58.5	M6x0.75	8.5	16	19	24.5	16	6	33	35	7300	4760	6500	0.20	
17	54203TN	50024	81	63.5	6.5	24.2	5.3	58.5	M6x0.75	8.5	16	19	24.5	16	6	33	35	7300	4760	6500	0.20	
25	54205TN	50009	96	76	8.5	34	5.4	71	M6x0.75	10.5	18.5	21.5	30	19.5	7.5	44.5	46.5	10800	7800	10000	0.32	
SHAFT LOCKING WITH ECCENTRIC RING																						
12	54201TNB	50024	81	63.5	6.5	28.5	5	58.5	M6x0.75	8.5	16	19	30.5	22	6	33	35	7300	4760	6500	0.23	
15	54202TNB	50024	81	63.5	6.5	28.5	5	58.5	M6x0.75	8.5	16	19	30.5	22	6	33	35	7300	4760	6500	0.23	
16	54016TNB	50024	81	63.5	6.5	28.5	5	58.5	M6x0.75	8.5	16	19	30.5	22	6	33	35	7300	4760	6500	0.23	
17	54203TNB	50024	81	63.5	6.5	28.5	5	58.5	M6x0.75	8.5	16	19	30.5	22	6	33	35	7300	4760	6500	0.23	
25	54205TNB	50009	96	76	8.5	38.1	5	71	M6x0.75	10.5	18.5	21.5	34.1	23.6	7.5	44.5	46.5	10800	7800	10000	0.35	
STAINLESS STEEL BEARING (with grub screws)																						
25	54205TN/SS	50009	96	76	8.5	34	5.4	71	M6x0.75	10.5	18.5	21.5	30.3	19.8	7.6	44.5	46.5	8100	5800	10000	0.32	

The dimension of the housings related to codes printed in bold letters are unified according to international standards.



Flanged bearing support series UCFC for plain shafts d 25-30-35 mm



see also... Features: page 124

Lubrication/maintenance: 125

Mounting instructions: 126

Calculation of load capacity and bearing life: 129

Accessories: 120

Chemical resistance: 136

TECHNICAL INFORMATION

- **Resistance to corrosion:**
 - Polyamide version (PA): good resistance to many corrosive chemicals such as water, oils, greases, petrol, milk, wine, alcoholic beverages.
 - Polypropylene version (PP): good resistance to highly corrosive chemicals such as acids, organic liquids, surfactants, detergents.
- **Load capacity:**
 - Polyamide version (PA): high load capacity.
 - Polypropylene version (PP): low capacity.
- **Continuous operating temperature:**
 - Polyamide version (PA): from -20°C to +90°C.
 - Polypropylene version (PP): from -20°C to +70°C.

Both versions maintain good dimensional stability at the maximum indicated temperature.
- **Economical operation.**
Long life, maintenance free.
- **Self-alignment:**
Max. misalignment between shaft and housing: 2.5°
- **Concept and design to meet all safety requirements.**
- **Interchangeability:**
Interchangeable with standard cast iron flanged supports.



accessory

COMPONENTS

- 1 Housing in plastic material.
- 2 Adjustable ball bearing, pre-lubricated by means of grease-nipple or a quick coupler.
- 3 Ball-type grease-nipple (available upon request) quick coupler to take semi-rigid hoses Ø 4 mm in Rilsan (see accessories on page 120).
- 4 Clip-on safety cap (accessory). Open version achievable by pressing in the shaft against the internal side of the cap.
- 5 Spacers to reinforce bolt holes.
- 6 Washer UNI 6592.

MAX. RADIAL LOAD CAPACITY OF HOUSING

Values indicated in the table above, are obtained at 23°C. Strength of housing indicated on page 129.

PA VERSION IN POLYAMIDE (PA) MATERIALS

- Reinforced polyamide housing.
- High quality ball bearing in chrome steel or stainless steel.
- Grease-nipple in nickel plated brass or stainless steel.
- Safety cap in polypropylene (accessory).
- Spacers in nickel plated brass.
- Washers in stainless steel AISI 304 - DIN 1.4301.

PP VERSION IN POLYPROPYLENE (PP) MATERIALS

- Reinforced polypropylene housing.
- High quality ball bearing in stainless steel.
- Grease-nipple in stainless steel.
- Safety cap in polypropylene (accessory).
- Spacers in stainless steel AISI 304 - DIN 1.4301.
- Washers in stainless steel AISI 304 - DIN 1.4301.

COLOUR

- Bearing support in black.
- Safety cap in yellow.
- For sufficient quantities parts can be produced in different colours.



series UCFC



Plain Shaft



Ø mm

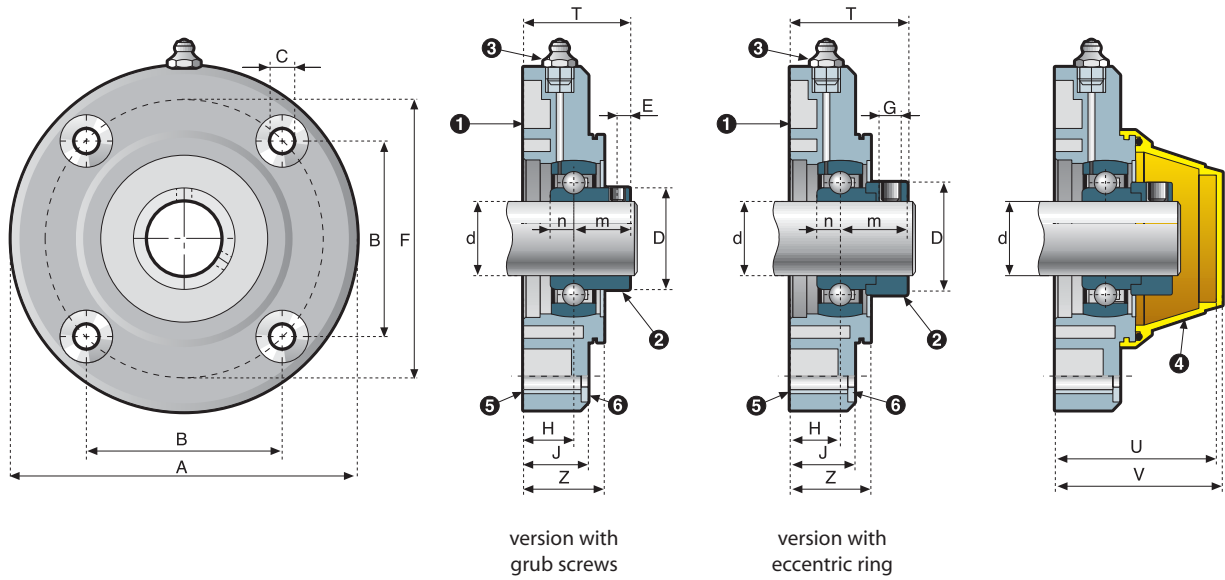


Polyamide



Polypropylene

Series UCFC



Ø d mm	code version (PA)	safety cap code	dimensions (mm)														bearing load ratings		max. radial load capacity on plastic housing PA (N)	weight (Kg)	
			A	B	C	D	E	F	G	H	J	Z	T	m	n	U	V	dynamic C (N)			static Co (N)
SHAFT LOCKING WITH GRUB SCREWS																					
25	50205C	50009	122	70	8.5	34	5.4	99	M6x0.75	10.5	22.6	22.6	30	19.5	7.5	45.6	47.6	10800	7800	9500	0.45
30	50206CA	50010	122	70	8.5	40	5.9	99	M6x0.75	11.5	22.6	22.6	33.5	22	8	49.6	51.6	15000	11300	9300	0.50
30	50206C	50004	137	78	11	40	5.9	110	M6x0.75	20	25	32	42	22	8	63	65	15000	11300	13000	0.70
35	50207C	50004	137	78	11	46.7	7.4	110	M6x0.75	19	25	32	44.5	25.5	9.5	63	65	19700	15300	12800	0.80

SHAFT LOCKING WITH ECCENTRIC RING																					
25	50205CB	50009	122	70	8.5	38	5	99	M6x0.75	10.5	22.6	22.6	34.1	23.6	7.5	45.6	47.6	10800	7800	9500	0.50
30	50206CAB	50010	122	70	8.5	44.5	6.2	99	M8x1.00	11.5	22.6	22.6	38.4	26.9	9	49.6	51.6	15000	11300	9300	0.55
30	50206CB	50004	137	78	11	44.5	6.2	110	M8x1.00	20	25	32	46.9	26.9	9	63	65	15000	11300	13000	0.75
35	50207CB	50004	137	78	11	55.6	7	110	M10x1.25	19	25	32	48.6	29.6	9.5	63	65	19700	15300	12800	0.87

Ø d mm	code version		safety cap code	dimensions (mm)														bearing load ratings		max. radial load capacity on plastic housing		weight (Kg)	
	PA	PP		A	B	C	D	E	F	G	H	J	Z	T	m	n	U	V	dynamic C (N)	static Co (N)	PA (N)		PP (N)
STAINLESS STEEL BEARING (with grub screws)																							
25	50205C/SS	60205C	50009	122	70	8.5	34	5.4	99	M6x0.75	10.5	22.6	22.6	30.3	19.8	7.6	45.6	47.6	8100	5800	9500	4000	0.45
30	50206CA/SS	60206CA	50010	122	70	8.5	40	5.9	99	M6x0.75	11.5	22.6	22.6	33.7	22.2	9	49.6	51.6	11250	8400	9300	4000	0.50
30	50206C/SS	60206C	50004	137	78	11	40	5.9	110	M6x0.75	20	25	32	42.2	22.2	9	63	65	11250	8400	13000	6000	0.70
35	50207C/SS	60207C	50004	137	78	11	46.7	7.4	110	M6x0.75	19	25	32	44.4	25.4	9.6	63	65	14750	11400	12800	6000	0.80

The dimension of the housings related to codes printed in bold letters are unified according to international standards.

Series UCFC-Y



Flanged bearing support series UCFC-Y for plain shafts d 30-35 mm



see also... Features: page 124

Lubrication/maintenance: 125

Mounting instructions: 126

Calculation of load capacity and bearing life: 129

Accessories: 120

Chemical resistance: 136

TECHNICAL INFORMATION

● Complete sealed units.

● Resistance to corrosion:

- Polyamide version (PA): good resistance to many corrosive chemicals such as water, oils, greases, petrol, milk, wine, alcoholic beverages.
- Polypropylene version (PP): excellent resistance to highly corrosive chemicals such as acids, organic liquids, surfactants, detergents.

● Load capacity:

- Polyamide version (PA): high load capacity.
- Polypropylene version (PP): low capacity.

● Continuous operating temperature:

- Polyamide version (PA): from -20°C to +90°C.
 - Polypropylene version (PP): from -20°C to +70°C.
- Both versions maintain good dimensional stability at the maximum indicated temperature.

● Economical operation.

Long life, maintenance free.

● Self-alignment:

Max. misalignment between shaft and housing: 2°.

● Concept and design to meet all safety requirements.

● Interchangeability:

Interchangeable with standard cast iron flanged supports.

COMPONENTS

- 1 Housing in plastic material.
- 2 Adjustable ball bearing, pre-lubricated by means of grease-nipple or a quick coupler.
- 3 Ball-type grease-nipple (available upon request) quick coupler to take semi-rigid hoses Ø 4 mm in Rilsan (see accessories on page 120).
- 4 Clip-on safety cap (closed version).
- 5 Clip-on safety cap (open version).
- 6 Washer UNI 6592.
- 7 Spacers to reinforce bolt holes.
- 8 Rotary shaft seal ring with extra dust-protection lip.
- 9 Heavy duty O-Ring.

MAX. RADIAL LOAD CAPACITY OF HOUSING

Values indicated in the table above, are obtained at 23°C. Strength of housing indicated on page 129.

PA VERSION IN POLYAMIDE (PA) MATERIALS

- Reinforced polyamide housing.
- High quality ball bearing in chrome steel.
- Grease-nipple in nickel plated brass.
- Safety cap in polypropylene.
- Washers in stainless steel AISI 304 - DIN 1.4301.
- Spacers in nickel plated brass.
- Seal and O-Ring in NBR-rubber.

PP VERSION IN POLYPROPYLENE (PP) MATERIALS

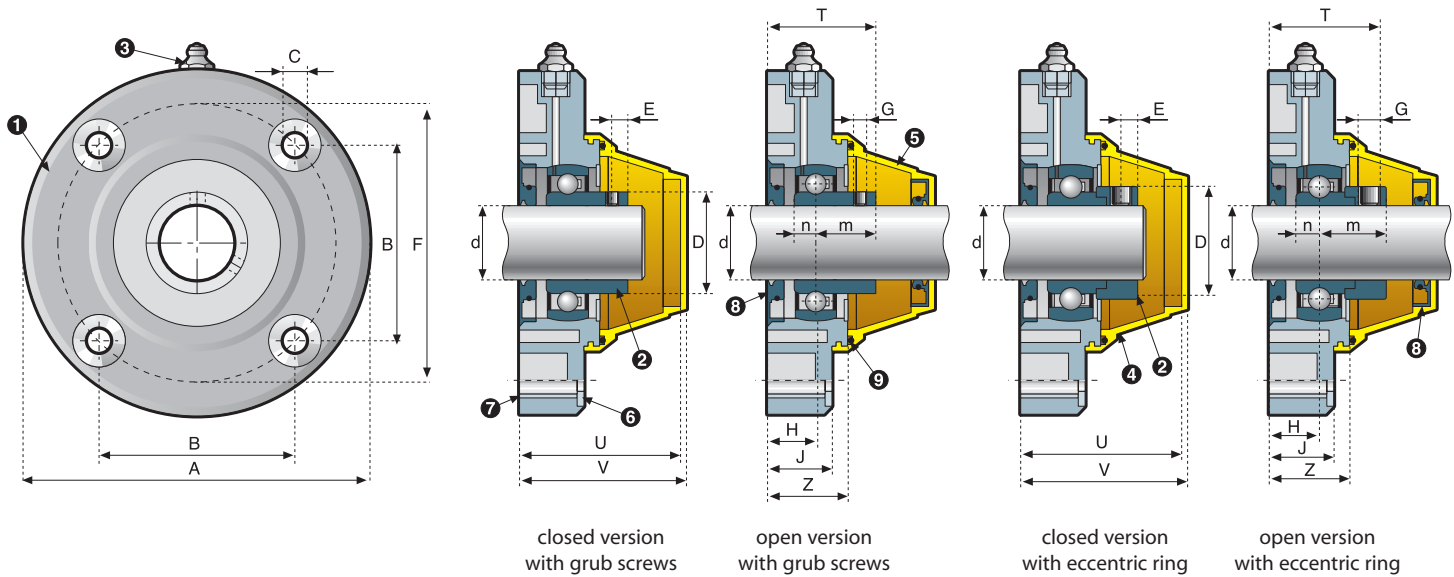
- Reinforced polypropylene housing.
- High quality ball bearing in chrome steel.
- Grease-nipple in stainless steel.
- Safety cap in polypropylene.
- Washers in stainless steel AISI 304 - DIN 1.4301.
- Spacers in stainless steel AISI 304 - DIN 1.4301.
- Seal and O-Ring in VITON-rubber.

COLOUR

- Bearing support in black.
- Safety cap in yellow.
- For sufficient quantities parts can be produced in different colours.



Series UCFC-Y



Ø d mm	code version		dimensions (mm)														bearing load ratings		max. radial load capacity on plastic housing PA (N)	weight (Kg)	
	closed	open	A	B	C	D	E	F	G	H	J	Z	T	m	n	U	V	dynamic C (N)			static Co (N)
SHAFT LOCKING WITH GRUB SCREWS VERSION IN POLYAMIDE - PA -																					
30	50206Y	55206Y	137	78	11	40	5.9	110	M6x0.75	20	25	32	42	22	8	63	65	15000	11300	13000	0.74
35	50207Y	55207Y	137	78	11	46.7	7.4	110	M6x0.75	19	25	32	44.5	25.5	9.5	63	65	19700	15300	12800	0.84
SHAFT LOCKING WITH ECCENTRIC RING VERSION IN POLYAMIDE - PA -																					
30	50206YB	55206YB	137	78	11	44.5	6.2	110	M8x1.00	20	25	32	46.9	26.9	9	63	65	15000	11300	13000	0.80
35	50207YB	55207YB	137	78	11	55.6	7	110	M10x1.25	19	25	32	48.6	29.6	9.5	63	65	19700	15300	12800	0.91

Ø d mm	code version		dimensions (mm)														bearing load ratings		max. radial load capacity on plastic housing PP (N)	weight (Kg)	
	closed	open	A	B	C	D	E	F	G	H	J	Z	T	m	n	U	V	dynamic C (N)			static Co (N)
SHAFT LOCKING WITH GRUB SCREWS VERSION IN POLYPROPYLENE - PP -																					
30	60206Y	65206Y	137	78	11	40	5.9	110	M6x0.75	20	25	32	42	22	8	63	65	15000	11300	6000	0.74
35	60207Y	65207Y	137	78	11	46.7	7.4	110	M6x0.75	19	25	32	44.5	25.5	9.5	63	65	19700	15300	6000	0.84
SHAFT LOCKING WITH ECCENTRIC RING VERSION IN POLYPROPYLENE - PP -																					
30	60206YB	65206YB	137	78	11	44.5	6.2	110	M8x1.00	20	25	32	46.9	26.9	9	63	65	15000	11300	6000	0.80
35	60207YB	65207YB	137	78	11	55.6	7	110	M10x1.25	19	25	32	48.6	29.6	9.5	63	65	19700	15300	6000	0.91

The dimension of the housings related to codes printed in bold letters are unified according to international standards.



Flanged bearing support series FC for shouldered shafts d 30-35 mm



see also... Features: page 124

Lubrication/maintenance: 125

Mounting instructions: 126

Calculation of load capacity and bearing life: 129

Accessories: 120

Chemical resistance: 136

TECHNICAL INFORMATION

● Complete sealed units.

● Resistance to corrosion:

- Polyamide version (PA): good resistance to many corrosive chemicals such as water, oils, greases, petrol, milk, wine, alcoholic beverages.
- Polypropylene version (PP): excellent resistance to highly corrosive chemicals such as acids, organic liquids, surfactants, detergents.

● Load capacity:

- Polyamide version (PA): high load capacity.
- Polypropylene version (PP): low capacity.

● Continuous operating temperature:

- Polyamide version (PA): from -20°C to +90°C.
 - Polypropylene version (PP): from -20°C to +70°C.
- Both versions maintain good dimensional stability at the maximum indicated temperature.

● Economical operation.

Long life, maintenance free.

● Concept and design to meet all safety requirements.

COMPONENTS

- 1 Housing in plastic material.
- 2 Radial ball bearing, pre-lubricated by means of grease-nipple or a quick coupler.
- 3 Ball-type grease-nipple (available upon request) quick coupler to take semi-rigid hoses Ø 4 mm in Rilsan (see accessories on page 120).
- 4 Rotary shaft seal ring with extra dust-protection lip.
- 5 Spacers to reinforce bolt holes.
- 6 Washer UNI 6592.
- 7 Spacer.

MAX. RADIAL LOAD CAPACITY OF HOUSING

Values indicated in the table above, are obtained at 23°C. Strength of housing indicated on page 129.

PA VERSION IN POLYAMIDE (PA) MATERIALS

- Reinforced polyamide housing.
- Bearing in steel.
- Grease-nipple in nickel plated brass.
- Seal in NBR-rubber.
- Spacers in nickel plated brass.
- Washers in stainless steel AISI 304 - DIN 1.4301.
- Spacer in polyamide.

PP VERSION IN POLYPROPYLENE (PP) MATERIALS

- Reinforced polypropylene housing.
- Bearing in steel.
- Grease-nipple in stainless steel.
- Seal in VITON-rubber.
- Spacers in stainless steel AISI 304 - DIN 1.4301.
- Washers in stainless steel AISI 304 - DIN 1.4301.
- Spacer in polyamide.

COLOUR

- Bearing support in black.
- For sufficient quantities parts can be produced in different colours.



series FC



Shouldered shaft



Ø mm

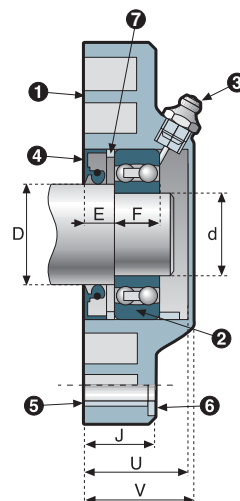
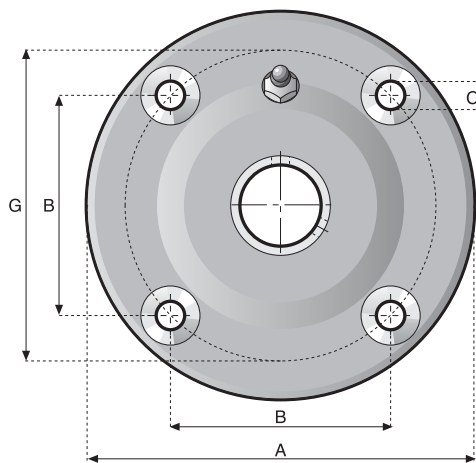


Polyamide

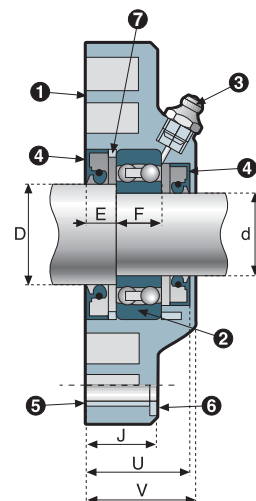


Polypropylene

Series FC



closed version



open version

Ø d mm	code version		dimensions (mm)										bearing load ratings		max. radial load capacity on plastic housing (N)	weight (Kg)
	closed	open	A	B	C	D	E	F	G	J	U	V	dynamic C (N)	static Co (N)		
FLANGED BEARING FOR SHOULDERED SHAFTS VERSION IN POLYAMIDE - PA -																
30	51206C	56206C	137	78	11	35	10	16	110	25	37	39	15500	5500	13000	0.60
35	51207C	56207C	137	78	11	40	10	17	110	25	37	39	15900	6500	12800	0.72
FLANGED BEARING FOR SHOULDERED SHAFTS VERSION IN POLYPROPYLENE - PP -																
30	61206C	66206C	137	78	11	35	10	16	110	25	37	39	15500	5500	6000	0.60
35	61207C	66207C	137	78	11	40	10	17	110	25	37	39	15900	6500	6000	0.72

The dimension of the housings related to codes printed in bold letters are unified according to international standards.

Series UCP



Pillow block series UCP for plain shafts
d 12-15-16-17-20-25-30-35-40 mm



see also... Features: page 124

Lubrication/maintenance: 125

Mounting instructions: 126

Calculation of load capacity and bearing life: 129

Accessories: 120

Chemical resistance: 136

TECHNICAL INFORMATION

- **Resistance to corrosion:**
 - Polyamide version (PA): good resistance to many corrosive chemicals such as water, oils, greases, petrol, milk, wine, alcoholic beverages.
 - Polypropylene version (PP): good resistance to highly corrosive chemicals such as acids, organic liquids, surfactants, detergents.
- **Load capacity:**
 - Polyamide version (PA): high load capacity.
 - Polypropylene version (PP): low capacity.
- **Continuous operating temperature:**
 - Polyamide version (PA): from -20°C to +90°C.
 - Polypropylene version (PP): from -20°C to +70°C.

Both versions maintain good dimensional stability at the maximum indicated temperature.
- **Economical operation.**
 Long life, maintenance free.
- **Self-alignment:**
 Max. misalignment between shaft and housing: 2.5°
- **Concept and design to meet all safety requirements.**
- **Interchangeability:**
 Interchangeable with standard cast iron flanged supports.



accessory

COMPONENTS

- 1 Housing in plastic material.
- 2 Adjustable ball bearing, pre-lubricated by means of grease-nipple or a quick coupler.
- 3 Ball-type grease-nipple (available upon request) quick coupler to take semi-rigid hoses Ø 4 mm in Rilsan (see accessories on page 120).
- 4 Clip-on safety cap (accessory). Open version achievable by pressing in the shaft against the internal side of the cap.
- 5 Spacers to reinforce bolt holes.

MAX. RADIAL LOAD CAPACITY OF HOUSING

Values indicated in the table above, are obtained at 23°C. Strength of housing indicated on page 129.

PA VERSION IN POLYAMIDE (PA) MATERIALS

- Reinforced polyamide housing.
- High quality ball bearing in chrome steel or stainless steel.
- Grease-nipple in nickel plated brass or stainless steel.
- Safety cap in polypropylene (accessory).
- Spacers in stainless steel AISI 304 - DIN 1.4301

PP VERSION IN POLYPROPYLENE (PP) MATERIALS

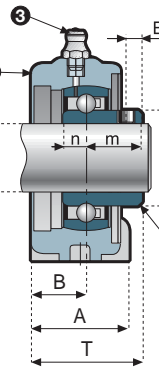
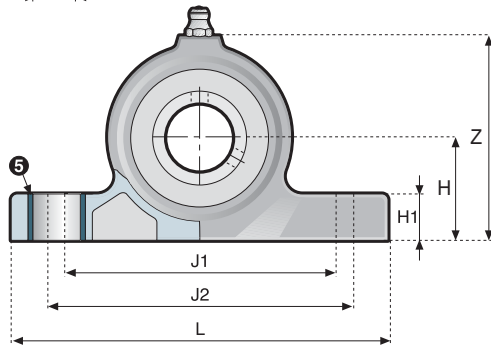
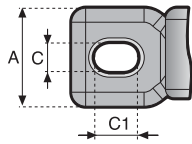
- Reinforced polypropylene housing.
- High quality ball bearing in stainless steel.
- Grease-nipple in stainless steel.
- Safety cap in polypropylene (accessory).
- Spacers in stainless steel AISI 304 - DIN 1.4301.

COLOUR

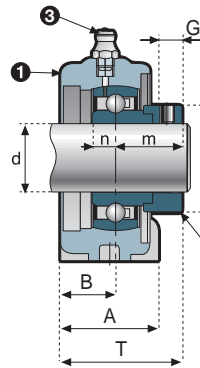
- Bearing support in black.
- Safety cap in yellow.
- For sufficient quantities parts can be produced in different colours.



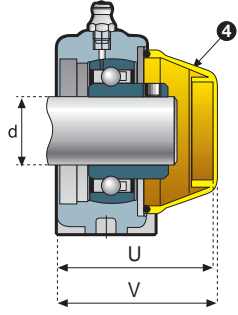
Series UCP



version with grub screws



version with eccentric ring



Ø d mm	code version (PA)	safety cap code	dimensions (mm)																	bearing load ratings		max. radial load capacity on plastic housing PA (N)	weight (Kg)	
			A	B	C	C1	D	E	G	H	H1	L	Z	J1	J2	T	m	n	U	V	dynamic C (N)			static Co (N)
SHAFT LOCKING WITH GRUB SCREWS																								
12	53201	50013	30	18.5	11	17	24.2	5.3	M6x0.75	30.2	16	125	61	89	101	34.5	16	6	50	52	7300	4760	6500	0.25
15	53202	50013	30	18.5	11	17	24.2	5.3	M6x0.75	30.2	16	125	61	89	101	34.5	16	6	50	52	7300	4760	6500	0.25
16	53016	50013	30	18.5	11	17	24.2	5.3	M6x0.75	30.2	16	125	61	89	101	34.5	16	6	50	52	7300	4760	6500	0.25
17	53203	50013	30	18.5	11	17	24.2	5.3	M6x0.75	30.2	16	125	61	89	101	34.5	16	6	50	52	7300	4760	6500	0.25
20	53204	50013	31	18	11	17	28.5	5.4	M6x0.75	33.3	16	127	67	91	103	36.2	18.2	7	50.5	52.5	9850	6580	8500	0.30
25	53205	50009	35	20	11	17	34	5.4	M6x0.75	36.5	16	135	72.5	97	109	39.5	19.5	7.5	55	57	10800	7800	10000	0.37
30	53206	50010	41	24	13	22	40	5.9	M6x0.75	42.9	21.5	156	87	111	129	46	22	8	65	67	15000	11300	12000	0.50
35	53207	50010	45	25.5	13	22	46.7	7.4	M6x0.75	47.6	21.5	164	95	117	135	51	25.5	9.5	67	69	19700	15300	12500	0.70
40	53208	50014	48	20	13	22	52.7	8	M8x1.00	49.2	21.5	179	100	129	147	52.1	32.1	9	63	65	22400	17900	13000	0.85

SHAFT LOCKING WITH ECCENTRIC RING																								
12	53201B	50013	30	18.5	11	17	28.5	5	M6x0.75	30.2	16	125	61	89	101	40.5	22	6	50	52	7300	4760	6500	0.28
15	53202B	50013	30	18.5	11	17	28.5	5	M6x0.75	30.2	16	125	61	89	101	40.5	22	6	50	52	7300	4760	6500	0.28
16	53016B	50013	30	18.5	11	17	28.5	5	M6x0.75	30.2	16	125	61	89	101	40.5	22	6	50	52	7300	4760	6500	0.28
17	53203B	50013	30	18.5	11	17	28.5	5	M6x0.75	30.2	16	125	61	89	101	40.5	22	6	50	52	7300	4760	6500	0.28
20	53204B	50013	31	18	11	17	33.3	5	M6x0.75	33.3	16	127	67	91	103	41.6	23.6	7.5	50.5	52.5	9850	6580	8500	0.33
25	53205B	50009	35	20	11	17	38	5	M6x0.75	36.5	16	135	72.5	97	109	43.6	23.6	7.5	55	57	10800	7800	10000	0.42
30	53206B	50010	41	24	13	22	44.5	6.2	M8x1.00	42.9	21.5	156	87	111	129	50.9	26.9	9	65	67	15000	11300	12000	0.55
35	53207B	50010	45	25.5	13	22	55.6	7	M10x1.25	47.6	21.5	164	95	117	135	55.1	29.6	9.5	67	69	19700	15300	12500	0.78
40	53208B	50014	48	20	13	22	60.3	7	M10x1.25	49.2	21.5	179	100	129	147	54.6	34.6	9	63	65	22400	17900	13000	0.97

Ø d mm	code version		safety cap code	dimensions (mm)																	bearing load ratings		max. radial load capacity on plastic housing		weight (Kg)	
	PA	PP		A	B	C	C1	D	E	G	H	H1	L	Z	J1	J2	T	m	n	U	V	dynamic C (N)	static Co (N)	PA (N)		PP (N)
STAINLESS STEEL BEARING (with grub screws)																										
20	53204/SS	63204	50013	31	18	11	17	28.5	5.4	M6x0.75	33.3	16	127	67	91	103	36.2	18.2	7.6	50.5	52.5	7300	4900	8500	3200	0.30
25	53205/SS	63205	50009	35	20	11	17	34	5.4	M6x0.75	36.5	16	135	72.5	97	109	39.8	19.8	7.6	55	57	8100	5800	10000	3600	0.37
30	53206/SS	63206	50010	41	24	13	22	40	5.9	M6x0.75	42.9	21.5	156	87	111	129	46.2	22.2	9	65	67	11250	8400	12000	5500	0.50
35	53207/SS	63207	50010	45	25.5	13	22	46.7	7.4	M6x0.75	47.6	21.5	164	95	117	135	50.9	25.4	9.6	67	69	14700	11400	12500	6000	0.70
40	53208/SS	63208	50014	48	20	13	22	52.7	8	M8x1.00	49.2	21.5	179	100	129	147	50.1	30.1	11	63	65	16800	13400	13000	5800	0.85

The dimension of the housings related to codes printed in bold letters are unified according to international standards.

Series UCP-R



Pillow block series UCP-R for plain shafts
d 12-15-16-17-20-25-30-35-40 mm



see also... Features: page 124

Lubrication/maintenance: 125

Mounting instructions: 126

Calculation of load capacity and bearing life: 129

Accessories: 120

Chemical resistance: 136

TECHNICAL INFORMATION

● Complete sealed units.

● Resistance to corrosion:

- Polyamide version (PA): good resistance to many corrosive chemicals such as water, oils, greases, petrol, milk, wine, alcoholic beverages.
- Polypropylene version (PP): excellent resistance to highly corrosive chemicals such as acids, organic liquids, surfactants, detergents.

● Load capacity:

- Polyamide version (PA): high load capacity.
- Polypropylene version (PP): low capacity.

● Continuous operating temperature:

- Polyamide version (PA): from -20°C to +90°C.
 - Polypropylene version (PP): from -20°C to +70°C.
- Both versions maintain good dimensional stability at the maximum indicated temperature.

● Economical operation.

Long life, maintenance free.

● Self-alignment:

Max. misalignment between shaft and housing: 2°.

● Concept and design to meet all safety requirements.

● Interchangeability:

Interchangeable with standard cast iron flanged supports.

COMPONENTS

- 1 Housing in plastic material.
- 2 Adjustable ball bearing, pre-lubricated by means of grease-nipple or a quick coupler.
- 3 Ball-type grease-nipple (available upon request) quick coupler to take semi-rigid hoses Ø 4 mm in Rilsan (see accessories on page 120).
- 4 Clip-on safety cap (closed version).
- 5 Clip-on safety cap (open version).
- 6 Spacers to reinforce bolt holes.
- 7 Rotary shaft seal ring with extra dust-protection lip.
- 8 Heavy duty O-Ring.

MAX. RADIAL LOAD CAPACITY OF HOUSING

Values indicated in the table above, are obtained at 23°C. Strength of housing indicated on page 129.



VERSION IN POLYAMIDE (PA) MATERIALS

- Reinforced polyamide housing.
- High quality ball bearing in chrome steel.
- Grease-nipple in nickel plated brass.
- Safety cap in polypropylene.
- Spacers in stainless steel AISI 304 - DIN 1.4301.
- Seal and O-Ring in NBR-rubber.



VERSION IN POLYPROPYLENE (PP) MATERIALS

- Reinforced polypropylene housing.
- High quality ball bearing in chrome steel.
- Grease-nipple in stainless steel.
- Safety cap in polypropylene.
- Spacers in stainless steel AISI 304 - DIN 1.4301.
- Seal and O-Ring in VITON-rubber.

COLOUR

- Bearing support in black.
- Safety cap in yellow.
- For sufficient quantities parts can be produced in different colours.



series UCP-R



Plain Shaft



Ø mm



Waterproof

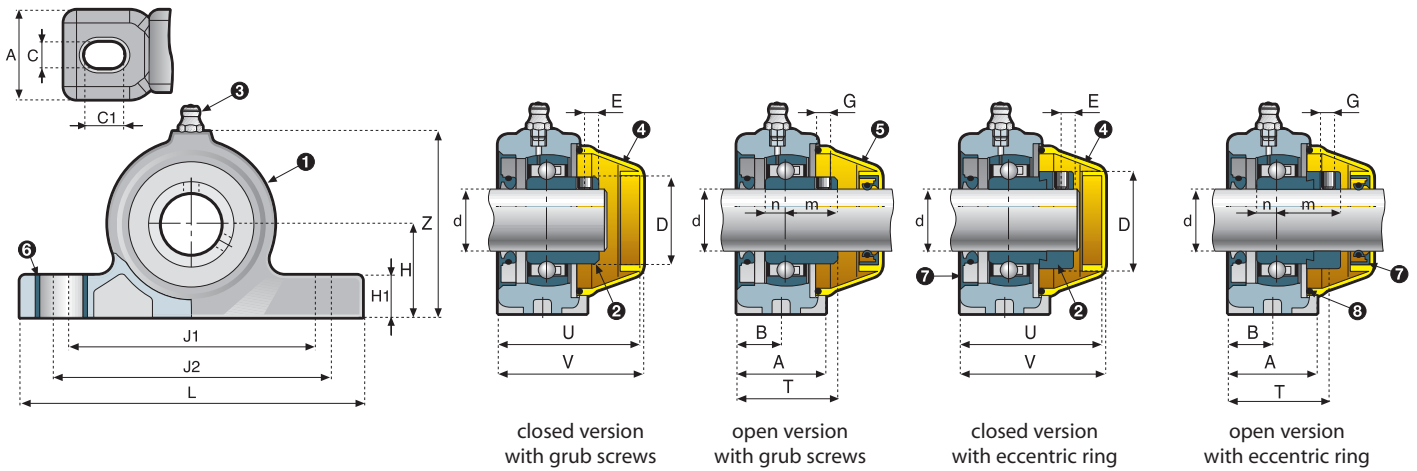


Polyamide



Polypropylene

Series UCP-R



Ø d mm	code version		dimensions (mm)														bearing load ratings		max. radial load capacity on plastic housing PA (N)	weight (Kg)				
	closed	open	A	B	C	C1	D	E	G	H	H1	L	Z	J1	J2	T	m	n			U	V	dynamic C (N)	static Co (N)
SHAFT LOCKING WITH GRUB SCREWS VERSION IN POLYAMIDE -PA-																								
12	53201R	58201R	30	18.5	11	17	24.2	5.3	M6x0.75	30.2	16	125	61	89	101	34.5	16	6	50	52	7300	4760	6500	0.25
15	53202R	58202R	30	18.5	11	17	24.2	5.3	M6x0.75	30.2	16	125	61	89	101	34.5	16	6	50	52	7300	4760	6500	0.25
16	53016R	58016R	30	18.5	11	17	24.2	5.3	M6x0.75	30.2	16	125	61	89	101	34.5	16	6	50	52	7300	4760	6500	0.25
17	53203R	58203R	30	18.5	11	17	24.2	5.3	M6x0.75	30.2	16	125	61	89	101	34.5	16	6	50	52	7300	4760	6500	0.25
20	53204R	58204R	31	18	11	17	28.5	5.4	M6x0.75	33.3	16	127	67	91	103	36.2	18.2	7	50.5	52.5	9850	6580	8500	0.30
25	53205R	58205R	35	20	11	17	34	5.4	M6x0.75	36.5	16	135	72.5	97	109	39.5	19.5	7.5	55	57	10800	7800	10000	0.37
30	53206R	58206R	41	24	13	22	40	5.9	M6x0.75	42.9	22	156	87	111	129	46	22	8	65	67	15000	11300	12000	0.50
35	53207R	58207R	45	25.5	13	22	46.7	7.4	M6x0.75	47.6	21.5	164	95	117	135	51	25.5	9.5	67	69	19700	15300	12500	0.70
40	53208R	58208R	48	20	13	22	52.7	8	M8x1.00	49.2	21.5	179	100	129	147	52.1	32.1	9	63	65	22400	17900	13000	0.85

SHAFT LOCKING WITH ECCENTRIC RING VERSION IN POLYAMIDE -PA-																								
12	53201RB	58201RB	30	18.5	11	17	28.5	5	M6x0.75	30.2	16	125	61	89	101	40.5	22	6	50	52	7300	4760	6500	0.28
15	53202RB	58202RB	30	18.5	11	17	28.5	5	M6x0.75	30.2	16	125	61	89	101	40.5	22	6	50	52	7300	4760	6500	0.28
16	53016RB	58016RB	30	18.5	11	17	28.5	5	M6x0.75	30.2	16	125	61	89	101	40.5	22	6	50	52	7300	4760	6500	0.28
17	53203RB	58203RB	30	18.5	11	17	28.5	5	M6x0.75	30.2	16	125	61	89	101	40.5	22	6	50	52	7300	4760	6500	0.28
20	53204RB	58204RB	31	18	11	17	33.3	5	M6x0.75	33.3	16	127	67	91	103	41.6	23.6	7.5	50.5	52.5	9850	6580	8500	0.33
25	53205RB	58205RB	35	20	11	17	38	5	M6x0.75	36.5	16	135	72.5	97	109	43.6	23.6	7.5	55	57	10800	7800	10000	0.42
30	53206RB	58206RB	41	24	13	22	44.5	6.2	M8x1.00	42.9	22	156	87	111	129	50.9	26.9	9	65	67	15000	11300	12000	0.55
35	53207RB	58207RB	45	25.5	13	22	55.6	7	M10x1.25	47.6	21.5	164	95	117	135	55.1	29.6	9.5	67	69	19700	15300	12500	0.78
40	53208RB	58208RB	48	20	13	22	60.3	7	M10x1.25	49.2	21.5	179	100	129	147	54.6	34.6	9	63	65	22400	17900	13000	0.97

Ø d mm	code version		dimensions (mm)														bearing load ratings		max. radial load capacity on plastic housing PP (N)	weight (Kg)				
	closed	open	A	B	C	C1	D	E	G	H	H1	L	Z	J1	J2	T	m	n			U	V	dynamic C (N)	static Co (N)
SHAFT LOCKING WITH GRUB SCREWS VERSION IN POLYPROPYLENE -PP-																								
12	63201R	68201R	30	18.5	11	17	24.2	5.3	M6x0.75	30.2	16	125	61	89	101	34.5	16	6	50	52	7300	4760	3000	0.25
15	63202R	68202R	30	18.5	11	17	24.2	5.3	M6x0.75	30.2	16	125	61	89	101	34.5	16	6	50	52	7300	4760	3000	0.25
16	63016R	68016R	30	18.5	11	17	24.2	5.3	M6x0.75	30.2	16	125	61	89	101	34.5	16	6	50	52	7300	4760	3000	0.25
17	63203R	68203R	30	18.5	11	17	24.2	5.3	M6x0.75	30.2	16	125	61	89	101	34.5	16	6	50	52	7300	4760	3000	0.25
20	63204R	68204R	31	18	11	17	28.5	5.4	M6x0.75	33.3	16	127	67	91	103	36.2	18.2	7	50.5	52.5	9850	6580	3200	0.30
25	63205R	68205R	35	20	11	17	34	5.4	M6x0.75	36.5	16	135	72.5	97	109	39.5	19.5	7.5	55	57	10800	7800	3600	0.37
30	63206R	68206R	41	24	13	22	40	5.9	M6x0.75	42.9	22	156	87	111	129	46	22	8	65	67	15000	11300	5500	0.50
35	63207R	68207R	45	25.5	13	22	46.7	7.4	M6x0.75	47.6	21.5	164	95	117	135	51	25.5	9.5	67	69	19700	15300	6000	0.70
40	63208R	68208R	48	20	13	22	52.7	8	M8x1.00	49.2	21.5	179	100	129	147	52.1	32.1	9	63	65	22400	17900	5800	0.85

SHAFT LOCKING WITH ECCENTRIC RING VERSION IN POLYPROPYLENE -PP-																								
12	63201RB	68201RB	30	18.5	11	17	28.5	5	M6x0.75	30.2	16	125	61	89	101	40.5	22	6	50	52	7300	4760	3000	0.28
15	63202RB	68202RB	30	18.5	11	17	28.5	5	M6x0.75	30.2	16	125	61	89	101	40.5	22	6	50	52	7300	4760	3000	0.28
16	63016RB	68016RB	30	18.5	11	17	28.5	5	M6x0.75	30.2	16	125	61	89	101	40.5	22	6	50	52	7300	4760	3000	0.28
17	63203RB	68203RB	30	18.5	11	17	28.5	5	M6x0.75	30.2	16	125	61	89	101	40.5	22	6	50	52	7300	4760	3000	0.28
20	63204RB	68204RB	31	18	11	17	33.3	5	M6x0.75	33.3	16	127	67	91	103	41.6	23.6	7.5	50.5	52.5	9850	6580	3200	0.33
25	63205RB	68205RB	35	20	11	17	38	5	M6x0.75	36.5	16	135	72.5	97	109	43.6	23.6	7.5	55	57	10800	7800	3600	0.42
30	63206RB	68206RB	41	24	13	22	44.5	6.2	M8x1.00	42.9	22	156	87	111	129	50.9	26.9	9	65	67	15000	11300	5500	0.55
35	63207RB	68207RB	45	25.5	13	22	55.6	7	M10x1.25	47.6	21.5	164	95	117	135	55.1	29.6	9.5	67	69	19700	15300	6000	0.78
40	63208RB	68208RB	48	20	13	22	60.3	7	M10x1.25	49.2	21.5	179	100	129	147	54.6	34.6	9	63	65	22400	17900	5800	0.97

The dimension of the housings related to codes printed in bold letters are unified according to international standards.



Compact pillow block series UCPA for plain shafts d 20-25-30 mm



see also... Features: page 124

Lubrication/maintenance: 125

Mounting instructions: 126

Calculation of load capacity and bearing life: 129

Accessories: 120

Chemical resistance: 136

TECHNICAL INFORMATION

● Resistance to corrosion:

- Polyamide version (PA): good resistance to many corrosive chemicals such as water, oils, greases, petrol, milk, wine, alcoholic beverages.
- Polypropylene version (PP): good resistance to highly corrosive chemicals such as acids, organic liquids, surfactants, detergents.

● Load capacity:

- Polyamide version (PA): high load capacity.
- Polypropylene version (PP): low capacity.

● Continuous operating temperature:

- Polyamide version (PA): from -20°C to +90°C.
 - Polypropylene version (PP): from -20°C to +70°C.
- Both versions maintain good dimensional stability at the maximum indicated temperature.

● Economical operation.

Long life, maintenance free.

● Self-alignment:

Max. misalignment between shaft and housing: 2.5°.

● Concept and design to meet all safety requirements.

● Interchangeability:

Interchangeable with standard cast iron flanged supports.



accessory

COMPONENTS

- 1 Housing in plastic material.
- 2 Adjustable ball bearing, pre-lubricated by means of grease-nipple or a quick coupler.
- 3 Ball-type grease-nipple (available upon request) quick coupler to take semi-rigid hoses Ø 4 mm in Rilsan (see accessories on page 120).
- 4 Clip-on safety cap (accessory). Open version achievable by pressing in the shaft against the internal side of the cap.
- 5 Threaded bush.

MAX. RADIAL LOAD CAPACITY OF HOUSING

Values indicated in the table above, are obtained at 23°C. Strength of housing indicated on page 129.

PA VERSION IN POLYAMIDE (PA) MATERIALS

- Reinforced polyamide housing.
- High quality ball bearing in chrome steel or stainless steel.
- Grease-nipple in nickel plated brass or stainless steel.
- Safety cap in polypropylene (accessory).
- Threaded bush in nickel plated brass.

PP VERSION IN POLYPROPYLENE (PP) MATERIALS

- Reinforced polypropylene housing.
- High quality ball bearing in stainless steel.
- Grease-nipple in stainless steel.
- Safety cap in polypropylene (accessory).
- Threaded bush in nickel plated brass.

COLOUR

- Bearing support in black.
- Safety cap in yellow.
- For sufficient quantities parts can be produced in different colours.



series UCPA



Plain Shaft



Ø mm

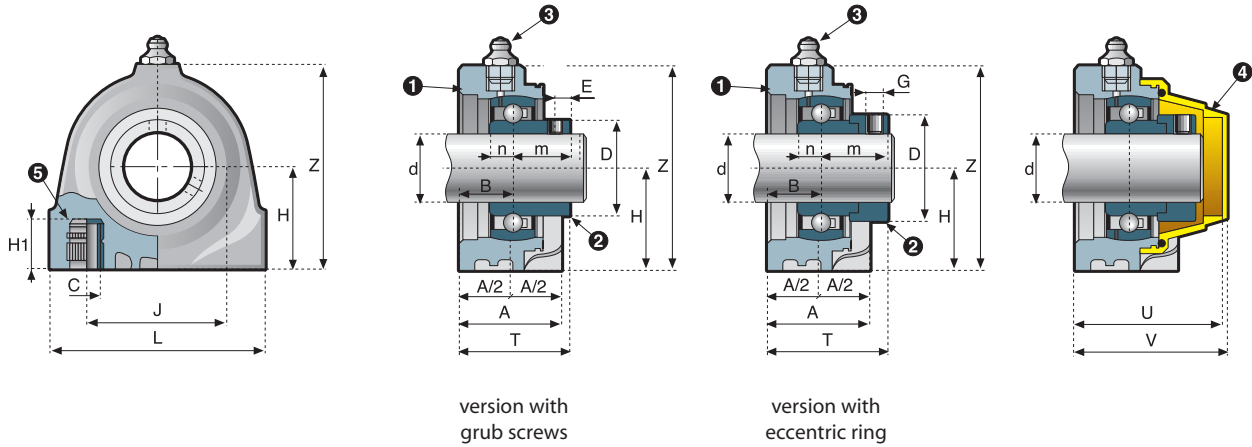


Polyamide



Polypropylene

Series UCPA



version with grub screws

version with eccentric ring

Ø d mm	code version (PA)	safety cap code	dimensions (mm)														bearing load ratings		max. radial load capacity on plastic housing PA (N)	weight (Kg)		
			A	B	C	D	E	G	H	H1	L	Z	J	T	m	n	U	V			dynamic C (N)	static Co (N)
SHAFT LOCKING WITH GRUB SCREWS																						
20	53204A	50008	32	17.5	M8	28.5	5.4	M6x0.75	33.3	16	70	65	50.8	35.7	18.2	7	49	51	9850	6580	6500	0.30
25	53205A	50007	36	19.5	M10	34	5.4	M6x0.75	36.5	16	75	72	50.8	39	19.5	7.5	54	56	10800	7800	7800	0.37
30	53206A	50003A	40	20	M10	40	5.9	M6x0.75	42.9	24	98	85	76.2	42	22	8	59	61	15000	11300	11000	0.50
SHAFT LOCKING WITH ECCENTRIC RING																						
20	53204AB	50008	32	17.5	M8	33.3	5	M6x0.75	33.3	16	70	65	50.8	41.1	23.6	7.5	49	51	9850	6580	6500	0.33
25	53205AB	50007	36	19.5	M10	38	5	M6x0.75	36.5	16	75	72	50.8	43.1	23.6	7.5	54	56	10800	7800	7800	0.42
30	53206AB	50003A	40	20	M10	44.5	6.2	M8x1.00	42.9	24	98	85	76.2	46.9	26.9	9	59	61	15000	11300	11000	0.55

Ø d mm	code version		safety cap code	dimensions (mm)														bearing load ratings		max. radial load capacity on plastic housing		weight (Kg)		
	PA	PP		A	B	C	D	E	G	H	H1	L	Z	J	T	m	n	U	V	dynamic C (N)	static Co (N)		PA (N)	PP (N)
STAINLESS STEEL BEARING (with grub screws)																								
20	53204A/SS	63204A	50008	32	17.5	M8	28.5	5.4	M6x0.75	33.3	16	70	65	50.8	35.7	18.2	7.6	49	51	7300	4900	6500	3200	0.30
25	53205A/SS	63205A	50007	36	19.5	M10	34	5.4	M6x0.75	36.5	16	75	72	50.8	39.3	19.8	7.6	54	56	8100	5800	7800	3600	0.37
30	53206A/SS	63206A	50003A	40	20	M10	40	5.9	M6x0.75	42.9	24	98	85	76.2	42.2	22.2	9	59	61	11250	8400	11000	5500	0.50

The dimension of the housings related to codes printed in bold letters are unified according to international standards.

Series UCPA-R



Compact pillow block series UCPA-R for plain shafts d 20-25-30 mm



see also... Features: page 124

Lubrication/maintenance: 125

Mounting instructions: 126

Calculation of load capacity and bearing life: 129

Accessories: 120

Chemical resistance: 136

TECHNICAL INFORMATION

● Complete sealed units.

● Resistance to corrosion:

- Polyamide version (PA): good resistance to many corrosive chemicals such as water, oils, greases, petrol, milk, wine, alcoholic beverages.
- Polypropylene version (PP): excellent resistance to highly corrosive chemicals such as acids, organic liquids, surfactants, detergents.

● Load capacity:

- Polyamide version (PA): high load capacity.
- Polypropylene version (PP): low capacity.

● Continuous operating temperature:

- Polyamide version (PA): from -20°C to +90°C.
 - Polypropylene version (PP): from -20°C to +70°C.
- Both versions maintain good dimensional stability at the maximum indicated temperature.

● Economical operation.

Long life, maintenance free.

● Self-alignment:

Max. misalignment between shaft and housing: 2°.

● Concept and design to meet all safety requirements.

● Interchangeability:

Interchangeable with standard cast iron flanged supports.

COMPONENTS

- 1 Housing in plastic material.
- 2 Adjustable ball bearing, pre-lubricated by means of grease-nipple or a quick coupler.
- 3 Ball-type grease-nipple (available upon request) quick coupler to take semi-rigid hoses Ø 4 mm in Rilsan (see accessories on page 120).
- 4 Clip-on safety cap (closed version).
- 5 Clip-on safety cap (open version).
- 6 Threaded bush.
- 7 Rotary shaft seal ring with extra dust-protection lip.
- 8 Heavy duty O-Ring.

MAX. RADIAL LOAD CAPACITY OF HOUSING

Values indicated in the table above, are obtained at 23°C. Strength of housing indicated on page 129.

PA VERSION IN POLYAMIDE (PA) MATERIALS

- Reinforced polyamide housing.
- High quality ball bearing in chrome steel.
- Grease-nipple in nickel plated brass.
- Safety cap in polypropylene.
- Threaded bush in nickel plated brass.
- Seal and O-Ring in NBR-rubber.

PP VERSION IN POLYPROPYLENE (PP) MATERIALS

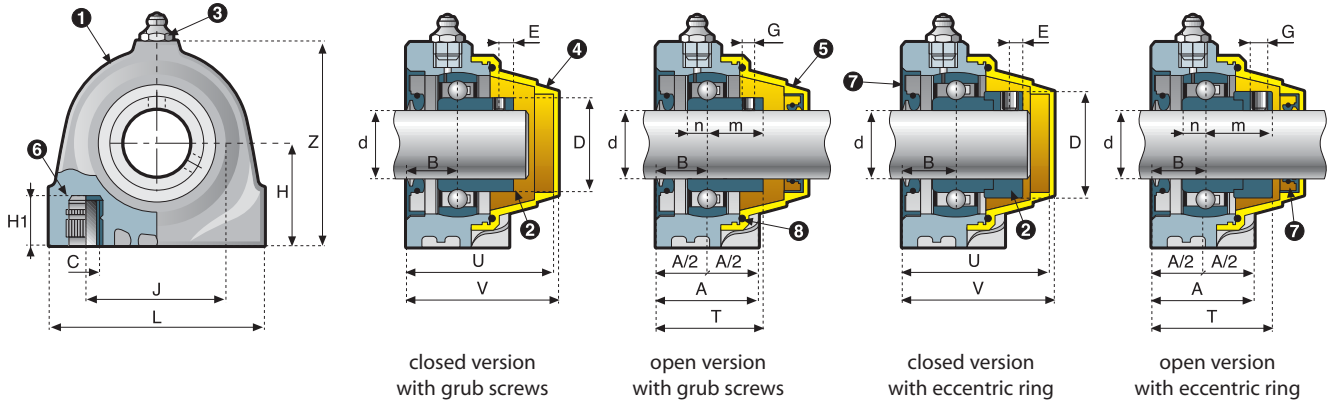
- Reinforced polypropylene housing.
- High quality ball bearing in chrome steel.
- Grease-nipple in stainless steel.
- Safety cap in polypropylene.
- Threaded bush in nickel plated brass.
- Seal and O-Ring in VITON-rubber.

COLOUR

- Bearing support in black.
- Safety cap in yellow.
- For sufficient quantities parts can be produced in different colours.



Series UCPA-R



Ø d mm	code version		dimensions (mm)														bearing load ratings		max. radial load capacity on plastic housing PA (N)	weight (Kg)		
	closed	open	A	B	C	D	E	G	H	H1	L	Z	J	T	m	n	U	V			dynamic C (N)	static Co (N)
SHAFT LOCKING WITH GRUB SCREWS VERSION IN POLYAMIDE - PA -																						
20	53204AR	58204AR	32	17.5	M8	28.5	5.4	M6x0.75	33.3	16	70	65	50.8	35.7	18.2	7	49	51	9850	6580	6500	0.36
25	53205AR	58205AR	36	19.5	M10	34	5.4	M6x0.75	36.5	16	75	72	50.8	39	19.5	7.5	54	56	10800	7800	7800	0.41
30	53206AR	58206AR	40	20	M10	40	5.9	M6x0.75	42.9	24	98	85	76.2	42	22	8	59	61	15000	11300	11000	0.56
SHAFT LOCKING WITH ECCENTRIC RING VERSION IN POLYAMIDE - PA -																						
20	53204ARB	58204ARB	32	17.5	M8	33.3	5	M6x0.75	33.3	16	70	65	50.8	41.1	23.6	7.5	49	51	9850	6580	6500	0.40
25	53205ARB	58205ARB	36	19.5	M10	38	5	M6x0.75	36.5	16	75	72	50.8	43.1	23.6	7.5	54	56	10800	7800	7800	0.45
30	53206ARB	58206ARB	40	20	M10	44.5	6.2	M8x1.00	42.9	24	98	85	76.2	46.9	26.9	9	59	61	15000	11300	11000	0.60

Ø d mm	code version		dimensions (mm)														bearing load ratings		max. radial load capacity on plastic housing PP (N)	weight (Kg)		
	closed	open	A	B	C	D	E	G	H	H1	L	Z	J	T	m	n	U	V			dynamic C (N)	static Co (N)
SHAFT LOCKING WITH GRUB SCREWS VERSION IN POLYPROPYLENE - PP -																						
20	63204AR	68204AR	32	17.5	M8	28.5	5.4	M6x0.75	33.3	16	70	65	50.8	35.7	18.2	7	49	51	9850	6580	3200	0.36
25	63205AR	68205AR	36	19.5	M10	34	5.4	M6x0.75	36.5	16	75	72	50.8	39	19.5	7.5	54	56	10800	7800	3600	0.41
30	63206AR	68206AR	40	20	M10	40	5.9	M6x0.75	42.9	24	98	85	76.2	42	22	8	59	61	15000	11300	5500	0.56
SHAFT LOCKING WITH ECCENTRIC RING VERSION IN POLYPROPYLENE - PP -																						
20	63204ARB	68204ARB	32	17.5	M8	33.3	5	M6x0.75	33.3	16	70	65	50.8	41.1	23.6	7.5	49	51	9850	6580	3200	0.40
25	63205ARB	68205ARB	36	19.5	M10	38	5	M6x0.75	36.5	16	75	72	50.8	43.1	23.6	7.5	54	56	10800	7800	3600	0.45
30	63206ARB	68206ARB	40	20	M10	44.5	6.2	M8x1.00	42.9	24	98	85	76.2	46.9	26.9	9	59	61	15000	11300	5500	0.60

The dimension of the housings related to codes printed in bold letters are unified according to international standards.

Series UCFA



Flanged bearing with solid housings series UCFA for plain shafts d 20-25-30 mm



see also... Features: page 124

Lubrication/maintenance: 125

Mounting instructions: 126

Calculation of load capacity and bearing life: 129

Accessories: 120

Chemical resistance: 136

TECHNICAL INFORMATION

- **Resistance to corrosion.**
- **High load capacity.**
- **Good dimensional stability at the maximum indicated temperature**
- **Self-alignment:**
Max misalignment between shaft and housing: 2.5°.
- **Low maintenance and trouble-free operation.**
- **Easy Cleaning.**
- **Ball bearing pre-lubricated with long-life grease, which is ideal in applications within humid conditions, water, alkaline or acid solutions.**
- **Concept and design to meet all safety requirements.**
- **Interchangeable :**
Interchangeable with standard cast iron flanged supports.
- **Application in the food, beverage and pharmaceutical industry.**

New line of flange bearings created through new technology which will help equipment builders meet the requirements of the USDA and other government agencies as they relate to the prevention of contamination of food products and the growth of bacteria.

COMPONENTS

- 1 Housing in plastic material.
- 2 Adjustable ball bearing, pre-lubricated by means of grease-nipple or a quick coupler.
- 3 Ball-type grease-nipple.
- 4 Clip-on safety cap (accessory). Open version achievable by pressing in the shaft against the internal side of the cap.
- 5 Spacers to reinforce bolt holes.
- 6 Washer for grease - nipple

MAX. RADIAL LOAD CAPACITY OF HOUSING

Values indicated in the table above, are obtained at 23°C. Strength of housing indicated on page 129.

VERSION IN POLYAMIDE (PA) MATERIALS

- Reinforced polyamide housing.
- High quality ball bearing in chrome steel or stainless steel.
- Grease-nipple in nickel plated brass or stainless steel.
- Safety cap in polypropylene (accessory).
- Spacers in nickel plated brass.
- Washer in polyethylene.

COLOUR

- Bearing support in black.
- Safety cap in yellow.
- For sufficient quantities parts can be produced in different colours.



accessory



series UCFA



Plain Shaft

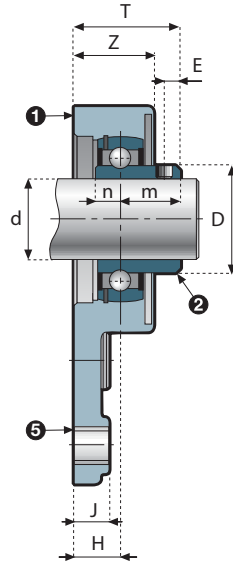
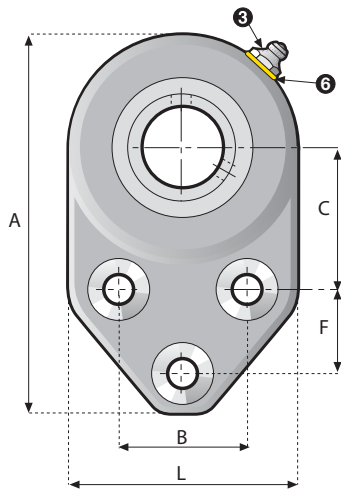


Ø mm

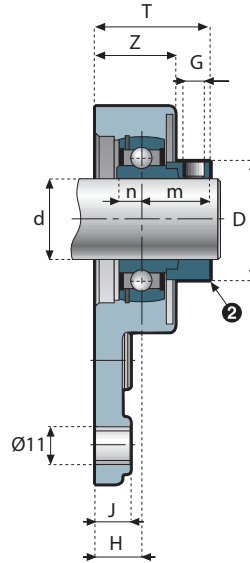


Polyamide

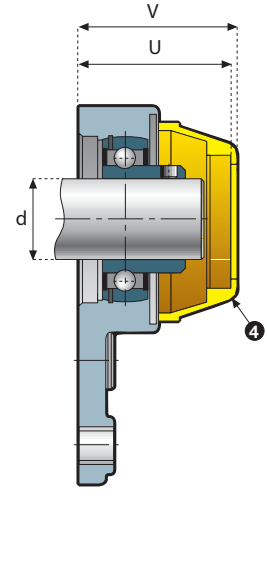
Series UCFA



version with grub screws



version with eccentric ring



Ø d mm	code version		dimensions (mm)														bearing load ratings		max. radial load capacity on plastic housing PA (N)	weight (Kg)		
	closed	open	A	B	C	D	E	F	G	H	L	Z	J	T	m	n	U	V			dynamic C (N)	static Co (N)
SHAFT LOCKING WITH GRUB SCREWS																						
20	52205FA	50013	125	41.3	46	28.5	5.4	28.6	M6x0.75	17	69	27.5	12.5	35.2	18.2	7	49.5	51.5	9500	6580	9500	0.30
25	52205F	50009	125	41.3	46	34	5.4	28.6	M6x0.75	16	69	27.5	12.5	35.5	19.5	7.5	52.5	54.5	10800	7800	9000	0.35
25	52206FA	50010	140.5	47.6	52.4	34	5.4	31.7	M6x0.75	18	84	29.5	12.5	37.5	19.5	7.5	56.5	58.5	10800	7800	10000	0.40
30	52206F	50010	140.5	47.6	52.4	40	5.9	31.7	M6x0.75	17	84	29.5	12.5	39	22	8	56.5	58.5	15000	11300	10000	0.45
SHAFT LOCKING WITH ECCENTRIC RING																						
20	52205FBA	50013	125	41.3	46	33.3	5	28.6	M6x0.75	17	69	27.5	12.5	40.6	23.6	7.5	49.5	51.5	9500	6580	9500	0.35
25	52205FB	50009	125	41.3	46	38	5	28.6	M6x0.75	16	69	27.5	12.5	39.6	23.6	7.5	52.5	54.5	10800	7800	9000	0.40
25	52206FBA	50010	140.5	47.6	52.4	38	5	31.7	M6x0.75	18	84	29.5	12.5	41.6	23.6	7.5	56.5	58.5	10800	7800	10000	0.45
30	52206FB	50010	140.5	47.6	52.4	44.5	6.2	31.7	M8x1.00	17	84	29.5	12.5	43.9	26.9	9	56.5	58.5	15000	11300	10000	0.50
STAINLESS STEEL BEARING (with grub screws)																						
20	52205FA/SS	50013	125	41.3	46	28.5	5.4	28.6	M6x0.75	17	69	27.5	12.5	35.2	18.2	7.6	49.5	51.5	9500	6580	9500	0.30
25	52205F/SS	50009	125	41.3	46	34	5.4	28.6	M6x0.75	16	69	27.5	12.5	35.8	19.8	7.6	52.5	54.5	8100	5800	9000	0.35
25	52206FA/SS	50010	140.5	47.6	52.4	34	5.4	31.7	M6x0.75	18	84	29.5	12.5	37.8	19.8	7.6	56.5	58.5	8100	5800	10000	0.40
30	52206F/SS	50010	140.5	47.6	52.4	40	5.9	31.7	M6x0.75	17	84	29.5	12.5	39.2	22.2	9	56.5	58.5	11250	8400	10000	0.45

The dimension of the housings related to codes printed in bold letters are unified according to international standards.

Series UCFA-R



Flanged bearing with solid housings series UCFA-R for plain shafts d 20-25-30 mm



see also... Features: page 124

Lubrication/maintenance: 125

Mounting instructions: 126

Calculation of load capacity and bearing life: 129

Accessories: 120

Chemical resistance: 136

TECHNICAL INFORMATION

- **Complete sealed units.**
- **Resistance to corrosion.**
- **High load capacity.**
- **Good dimensional stability at the maximum indicated temperature.**
- **Self-alignment:**
Max.misalignment between shaft and housing: 2.0°.
- **Low maintenance and trouble-free operation.**
- **Easy cleaning.**
- **Ball bearing pre-lubricated with long-life grease, which is ideal in applications within humid conditions, water, alkaline or acid solutions.**
- **Concept and design to meet all safety requirements.**
- **Interchangeability:**
Interchangeable with standard cast iron flanged supports.
- **Application in the food, beverage and pharmaceutical industry.**

New line of flange bearings created through new technology which will help equipment builders meet the requirements of the USDA and other government agencies as they relate to the prevention of contamination of food products and the growth of bacteria.

COMPONENTS

- 1 Housing in plastic material.
- 2 Adjustable ball bearing, pre-lubricated by means of grease-nipple or a quick coupler.
- 3 Ball-type grease-nipple.
- 4 Clip-on safety cap (closed version).
- 5 Clip-on safety cap (open version).
- 6 Washer for grease - nipple
- 7 Spacers to reinforce bolt holes.
- 8 Rotary shaft seal ring with extra dust-protection lip.
- 9 Heavy duty O-Ring.

MAX. RADIAL LOAD CAPACITY OF HOUSING

Values indicated in the table above, are obtained at 23°C. Strength of housing indicated on page 129.

VERSION IN POLYETHYLENE MATERIALS

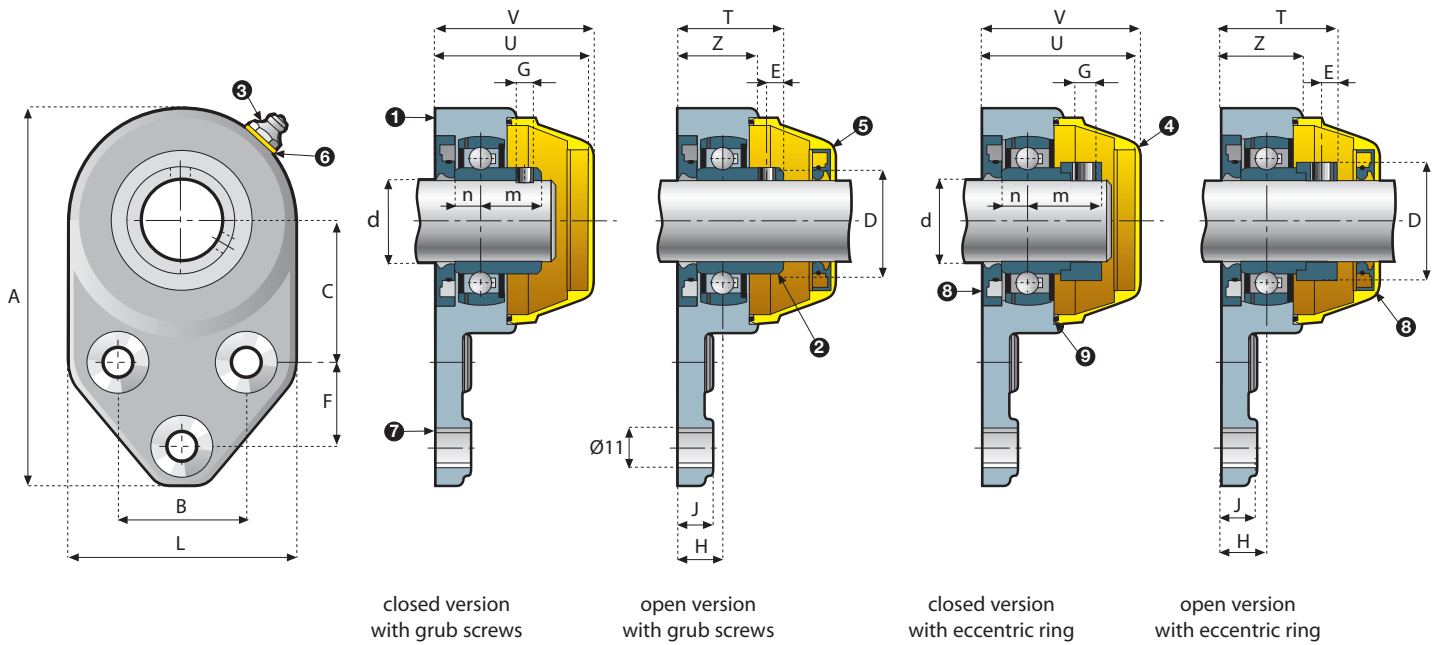
- Reinforced polyamide housing.
- High quality ball bearing in chrome steel.
- Grease-nipple in nickel plated brass.
- Safety cap in polypropylene.
- Spacers in nickel plated brass.
- Seal and O-Ring in NBR-rubber.
- Washer in polyethylene.

COLOUR

- Bearing support in black.
- Safety cap in yellow.
- For sufficient quantities parts can be produced in different colours.



Series UCFA-R



closed version with grub screws

open version with grub screws

closed version with eccentric ring

open version with eccentric ring

Ø d mm	code version		dimensions (mm)																bearing load ratings		max. radial load capacity on plastic housing PA (N)	weight (Kg)
	closed	open	A	B	C	D	E	F	G	H	L	Z	J	T	m	n	U	V	dynamic C (N)	static Co (N)		
SHAFT LOCKING WITH GRUB SCREWS																						
20	52205FRA	57205FRA	125	41.3	46	28.5	5.4	28.6	M6x0.75	17	69	27.5	12.5	35.2	18.2	7	49.5	51.5	9500	6580	9500	0.35
25	52205FR	57205FR	125	41.3	46	34	5.4	28.6	M6x0.75	16	69	27.5	12.5	35.5	19.5	7.5	52.5	54.5	10800	7800	9000	0.40
25	52206FRA	57206FRA	140.5	47.6	52.4	34	5.4	31.7	M6x0.75	18	84	29.5	12.5	37.5	19.5	7.5	56.5	58.5	10800	7800	10000	0.45
30	52206FR	57206FR	140.5	47.6	52.4	40	5.9	31.7	M6x0.75	17	84	29.5	12.5	39	22	8	56.5	58.5	15000	11300	10000	0.50
SHAFT LOCKING WITH ECCENTRIC RING																						
20	52205FRBA	57205FRBA	125	41.3	46	33.5	5	28.6	M6x0.75	17	69	27.5	12.5	40.6	23.6	7.5	49.5	51.5	9500	6580	9500	0.40
25	52205FRB	57205FRB	125	41.3	46	38	5	28.6	M6x0.75	16	69	27.5	12.5	39.6	23.6	7.5	52.5	54.5	10800	5800	9000	0.45
25	52206FRBA	57206FRBA	140.5	47.6	52.4	38	5	31.7	M6x0.75	18	84	29.5	12.5	41.6	23.6	7.5	56.5	58.5	10800	5800	10000	0.50
30	52206FRB	57206FRB	140.5	47.6	52.4	44.3	6.2	31.7	M8x1.00	17	84	29.5	12.5	43.9	26.9	9	56.5	58.5	15000	8400	10000	0.55

The dimension of the housings related to codes printed in bold letters are unified according to international standards.



Flanged bearing with solid housings series UCFG for plain shafts d 25-30-35 mm



see also... Features: page 124

Lubrication/maintenance: 125

Mounting instructions: 126

Calculation of load capacity and bearing life: 129

Accessories: 120

Chemical resistance: 136

TECHNICAL INFORMATION

- **Resistance to corrosion.**
- **High load capacity.**
- **Good dimensional stability at the maximum indicated temperature**
- **Self-alignment:**
Max misalignment between shaft and housing: 2.5°.
- **Low maintenance and trouble-free operation.**
- **Easy Cleaning.**
- **Ball bearing pre-lubricated with long-life grease, which is ideal in applications within humid conditions, water, alkaline or acid solutions.**
- **Concept and design to meet all safety requirements.**
- **Interchangeable :**
Interchangeable with standard cast iron flanged supports.
- **Application in the food, beverage and pharmaceutical industry.**

New line of flange bearings created through new technology which will help equipment builders meet the requirements of the FDA and other government agencies as they relate to the prevention of contamination of food products and the growth of bacteria.

COMPONENTS

- 1 Housing in plastic material.
- 2 Adjustable ball bearing, pre-lubricated by means of grease-nipple or a quick coupler.
- 3 Ball-type grease-nipple.
- 4 Clip-on safety cap (accessory).
Open version achievable by pressing in the shaft against the internal side of the cap.
- 5 Spacers to reinforce bolt holes.
- 6 Washer for grease - nipple.

MAX. RADIAL LOAD CAPACITY OF HOUSING

Values indicated in the table above, are obtained at 23°C. Strength of housing indicated on page 129.

VERSION IN POLYAMIDE (PA) MATERIALS

- Reinforced polyamide housing.
- High quality ball bearing in chrome steel or stainless steel.
- Grease-nipple in nickel plated brass or stainless steel.
- Safety cap in polypropylene (accessory).
- Spacers in nickel plated brass.
- Washer in polyethylene.

COLOUR

- Bearing support in black.
- Safety cap in yellow.
- For sufficient quantities parts can be produced in different colours.



accessory



series UCFG



Plain Shaft

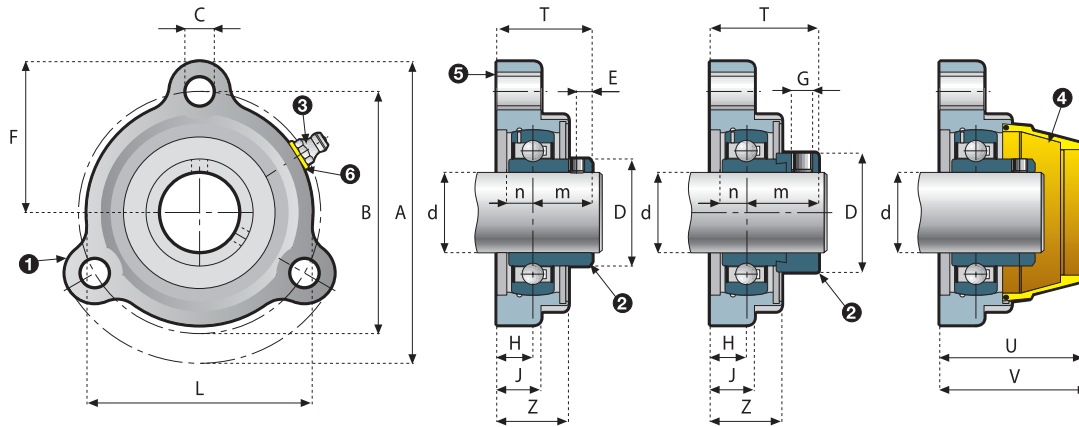


Ø mm



Polyamide

Series **UCFG**



version with grub screws

version with eccentric ring

Ø d mm	code version (PA)	safety cap code	dimensions (mm)																bearing load ratings		max. radial load capacity on plastic housing PA (N)	weight (Kg)
			A	B	C	D	E	F	G	H	L	J	Z	T	m	n	U	V	dynamic C (N)	static Co (N)		
SHAFT LOCKING WITH GRUB SCREWS																						
25	52205G	50009	95.5	76.2	8.5	34	5.4	47.7	M6x0.75	13.5	71	16.5	25	33	19.5	7.5	48	50	10800	7800	5000	0.25
30	52206G	50027	113	91	11	40	5.9	56.5	M6x0.75	13.5	84.1	16.5	27	35.5	22	8	54	56	15000	11300	6000	0.30
35	52207G	50010	126.5	101.5	11	46.7	7.4	63.3	M6x0.75	18	93.7	16.5	33	43.5	25.5	9.5	60	62	19700	15300	8000	0.35

SHAFT LOCKING WITH ECCENTRIC RING																						
25	52205GB	50009	95.5	76.2	8.5	38	5	47.7	M6x0.75	13.5	71	16.5	25	37.1	23.6	7.5	48	50	10800	7800	5000	0.30
30	52206GB	50027	113	91	11	44.5	6.2	56.5	M8x1.00	13.5	84.1	16.5	27	40.4	26.9	9	54	56	15000	11300	6000	0.35
35	52207GB	50010	126.5	101.5	11	55.6	7	63.3	M10x1.25	18	93.7	16.5	33	47.6	29.6	9.5	60	62	19700	15300	8000	0.40

Ø d mm	code version (PA)	safety cap code	dimensions (mm)																bearing load ratings		max. radial load capacity on plastic housing PA (N)	weight (Kg)
			A	B	C	D	E	F	G	H	L	J	Z	T	m	n	U	V	dynamic C (N)	static Co (N)		
STAINLESS STEEL BEARING (with grub screws)																						
25	52205G/SS	50009	95.5	76.2	8.5	34	5.4	47.7	M6x0.75	13.5	71	16.5	25	33.3	19.8	7.6	48	50	8100	5800	5000	0.25
30	52206G/SS	50027	113	91	11	40	5.9	56.5	M6x0.75	13.5	84.1	16.5	27	35.7	22.2	9	54	56	11250	8400	6000	0.30
35	52207G/SS	50010	126.5	101.5	11	46.7	7.4	63.3	M6x0.75	18	93.7	16.5	33	43.4	25.4	9.6	60	62	14700	11400	8000	0.35

The dimension of the housings related to codes printed in bold letters are unified according to international standards.

Series UCFG-R



Flanged bearing with solid housings series UCFG-R for plain shafts d 25-30-35 mm



see also... Features: page 124

Lubrication/maintenance: 125

Mounting instructions: 126

Calculation of load capacity and bearing life: 129

Accessories: 120

Chemical resistance: 136

TECHNICAL INFORMATION

- **Complete sealed units.**
- **Resistance to corrosion.**
- **High load capacity.**
- **Good dimensional stability at the maximum indicated temperature**
- **Self-alignment:**
Max misalignment between shaft and housing: 2.5°.
- **Low maintenance and trouble-free operation.**
- **Easy Cleaning.**
- **Ball bearing pre-lubricated with long-life grease, which is ideal in applications within humid conditions, water, alkaline or acid solutions.**
- **Concept and design to meet all safety requirements.**
- **Interchangeable :**
Interchangeable with standard cast iron flanged supports.
- **Application in the food, beverage and pharmaceutical industry.**

COMPONENTS

- 1 Housing in plastic material.
- 2 Adjustable ball bearing, pre-lubricated by means of grease-nipple or a quick coupler.
- 3 Ball-type grease-nipple.
- 4 Clip-on safety cap (closed version).
- 5 Clip-on safety cap (open version).
- 6 Washer for grease - nipple
- 7 Spacers to reinforce bolt holes.
- 8 Rotary shaft seal ring with extra dust-protection lip.
- 9 Heavy duty O-Ring.

MAX. RADIAL LOAD CAPACITY OF HOUSING

Values indicated in the table above, are obtained at 23°C. Strength of housing indicated on page 129.

VERSION IN POLYETHYLENE MATERIALS

- Reinforced polyamide housing.
- High quality ball bearing in chrome steel.
- Grease-nipple in nickel plated brass.
- Safety cap in polypropylene.
- Spacers in nickel plated brass.
- Seal and O-Ring in NBR-rubber.
- Washer in polyethylene.

COLOUR

- Bearing support in black.
- Safety cap in yellow.
- For sufficient quantities parts can be produced in different colours.



series UCFG-R



Plain Shaft



Ø mm

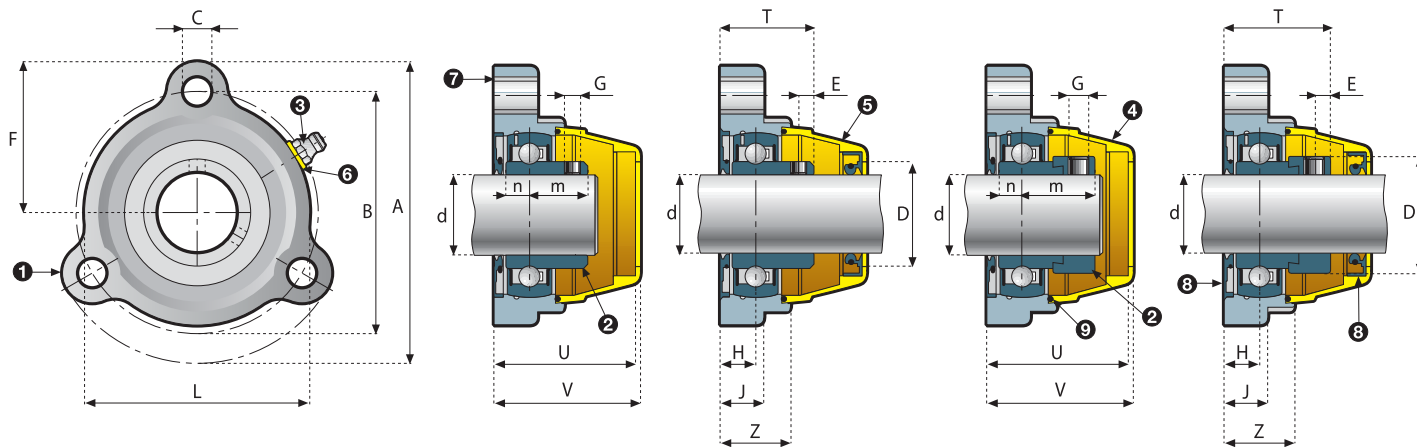


Waterproof



Polyamide

Series **UCFG-R**



closed version
with grub screws

open version
with grub screws

closed version
with eccentric ring

open version
with eccentric ring

Ø d mm	code version		dimensions (mm)															bearing load ratings		max. radial load capacity on plastic housing PA (N)	weight (Kg)	
	closed	open	A	B	C	D	E	F	G	H	L	J	Z	T	m	n	U	V	dynamic C (N)			static Co (N)
SHAFT LOCKING WITH GRUB SCREWS																						
25	52205GR	57205GR	95.5	76.2	8.5	34	5.4	47.7	M6x0.75	13.5	71	16.5	25	33	19.5	7.5	48	50	10800	7800	5000	0.30
30	52206GR	57206GR	113	91	11	40	5.9	56.5	M6x0.75	13.5	84.1	16.5	27	35.5	22	8	54	56	15000	11300	6000	0.35
35	52207GR	57207GR	126.5	101.5	11	46.7	7.4	63.3	M6x0.75	18	93.7	16.5	33	43.5	25.5	9.5	60	62	19700	15300	8000	0.40
SHAFT LOCKING WITH ECCENTRIC RING																						
25	52205GRB	57205GRB	95.5	76.2	8.5	38	5	47.7	M6x0.75	13.5	71	16.5	25	37.1	23.6	7.5	48	50	10800	7800	5000	0.35
30	52206GRB	57206GRB	113	91	11	44.5	6.2	56.5	M8x1.00	13.5	84.1	16.5	27	40.4	26.9	9	54	56	15000	11300	6000	0.40
35	52207GRB	57207GRB	126.5	101.5	11	55.6	7	63.3	M10x1.25	18	93.7	16.5	33	47.6	29.6	9.5	60	62	19700	15300	8000	0.45

The dimension of the housings related to codes printed in bold letters are unified according to international standards.



Take-up support series UCT for plain shafts d 20-25-30-35 mm



see also... Features: page 124

Lubrication/maintenance: 125

Mounting instructions: 126

Calculation of load capacity and bearing life: 129

Accessories: 120

Chemical resistance: 136

TECHNICAL INFORMATION

- **Resistance to corrosion:**
 - Polyamide version (PA): good resistance to many corrosive chemicals such as water, oils, greases, petrol, milk, wine, alcoholic beverages.
 - Polypropylene version (PP): good resistance to highly corrosive chemicals such as acids, organic liquids, surfactants, detergents.
- **Load capacity:**
 - Polyamide version (PA): high load capacity.
 - Polypropylene version (PP): low capacity.
- **Continuous operating temperature:**
 - Polyamide version (PA): from -20°C to +90°C.
 - Polypropylene version (PP): from -20°C to +70°C.

Both versions maintain good dimensional stability at the maximum indicated temperature.
- **Economical operation.**
Long life, maintenance free.
- **Self-alignment:**
Max. misalignment between shaft and housing: 2.5°.
- **Concept and design to meet all safety requirements.**
- **Interchangeability:**
Interchangeable with standard cast iron flanged supports.



accessory

COMPONENTS

- 1 Housing in plastic material.
- 2 Adjustable ball bearing, pre-lubricated by means of grease-nipple or a quick coupler.
- 3 Ball-type grease-nipple.
- 4 Clip-on safety cap (accessory).
Open version achievable by pressing in the shaft against the internal side of the cap.
- 5 Washer for grease-nipple.

MAX. RADIAL LOAD CAPACITY OF HOUSING

Values indicated in the table above, are obtained at 23°C. Strength of housing indicated on page 129.

PA VERSION IN POLYAMIDE (PA) MATERIALS

- Reinforced polyamide housing.
- High quality ball bearing in chrome steel or stainless steel.
- Grease-nipple in nickel plated brass or stainless steel.
- Safety cap in polypropylene (accessory).
- Washer in polyethylene.

PP VERSION IN POLYPROPYLENE (PP) MATERIALS

- Reinforced polypropylene housing.
- High quality ball bearing in stainless steel.
- Grease-nipple in stainless steel.
- Safety cap in polypropylene (accessory).
- Washer in polyethylene.

COLOUR

- Bearing support in black.
- Safety cap in yellow.
- For sufficient quantities parts can be produced in different colours.



series UCT



Plain Shaft



Ø mm

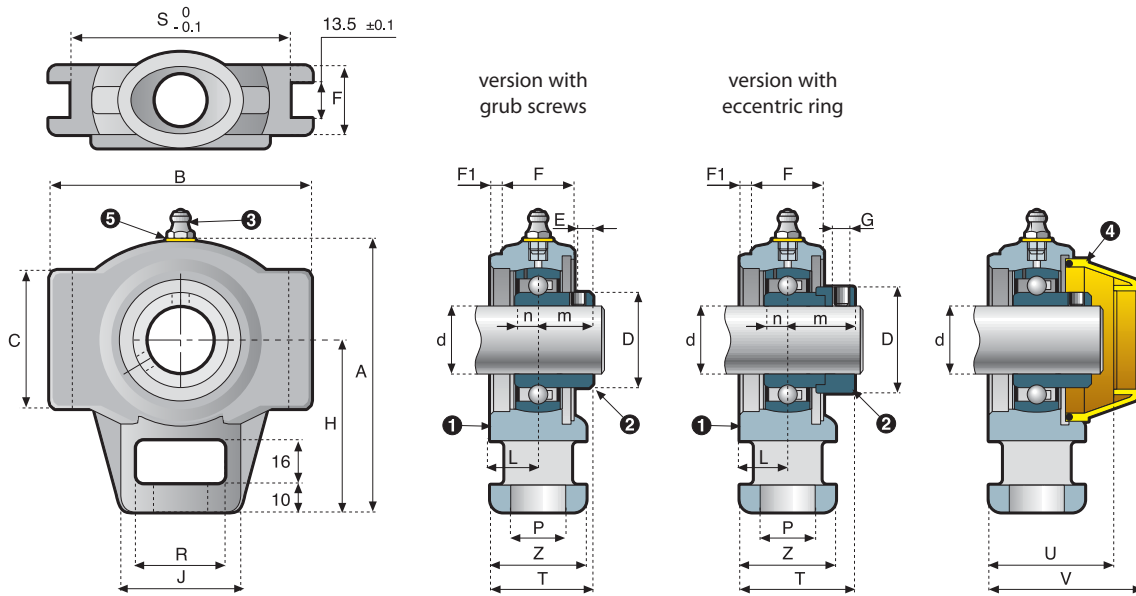


Polyamide



Polypropylene

Series UCT



Ø d mm	code version (PA)	safety cap code	dimensions (mm)																	bearing load ratings		max. radial load capacity on plastic housing PA (N)	weight (Kg)			
			A	B	C	D	E	F	F1	G	H	L	ØP	R	S	J	Z	T	m	n	U			V	dynamic C (N)	static Co (N)
SHAFT LOCKING WITH GRUB SCREWS																										
20	52204T	50009	97.5	92	50	28.5	5.4	25	4.5	M6x0.75	62	17	19	32	76	45	34	35.2	18.2	7	44.5	54.5	9850	6580	7800	0.30
25	52205T	50009	97.5	92	50	34	5.4	25	4.5	M6x0.75	62	17	19	32	76	45	34	36.5	19.5	7.5	44.5	54.5	10800	7800	6500	0.35
30	52206T	50010	118	104	57	40	5.9	28	4.5	M6x0.75	72	18.5	22	37	89	56	37	40.5	22	8	51.5	61.5	15000	11300	12000	0.45
35	52207T	50010	118	104	57	46.7	7.4	28	4.5	M6x0.75	72	18.5	22	37	89	56	37	44	25.5	9.5	51.5	61.5	19700	15300	10000	0.55

SHAFT LOCKING WITH ECCENTRIC RING																										
20	52204TB	50009	97.5	92	50	33.3	5	25	4.5	M6x0.75	62	17	19	32	76	45	34	40.6	23.6	7.5	44.5	54.5	9850	6580	7800	0.38
25	52205TB	50009	97.5	92	50	38	5	25	4.5	M6x0.75	62	17	19	32	76	45	34	40.6	23.6	7.5	44.5	54.5	10800	7800	6500	0.40
30	52206TB	50010	118	104	57	44.5	6.2	28	4.5	M8x1.00	72	18.5	22	37	89	56	37	45.4	26.9	9	51.5	61.5	15000	11300	12000	0.50
35	52207TB	50010	118	104	57	55.6	7	28	4.5	M10x1.25	72	18.5	22	37	89	56	37	48.1	29.6	9.5	51.5	61.5	19700	15300	10000	0.60

Ø d mm	code version		safety cap code	dimensions (mm)																	bearing load ratings		max. radial load capacity on plastic housing		weight (Kg)			
	PA	PP		A	B	C	D	E	F	F1	G	H	L	ØP	R	S	J	Z	T	m	n	U	V	dynamic C (N)		static Co (N)	PA (N)	PP (N)
STAINLESS STEEL BEARING (with grub screws)																												
20	52204T/SS	62204T	50009	97.5	92	50	28.5	5.4	25	4.5	M6x0.75	62	17	19	32	76	45	34	35.2	18.2	7.6	44.5	54.5	7300	4900	7800	3200	0.30
25	52205T/SS	62205T	50009	97.5	92	50	34	5.4	25	4.5	M6x0.75	62	17	19	32	76	45	34	36.8	19.8	7.6	44.5	54.5	8100	5800	6500	3000	0.35
30	52206T/SS	62206T	50010	118	104	57	40	5.9	28	4.5	M6x0.75	72	18.5	22	37	89	56	37	40.7	22.2	9	51.5	61.5	11250	8400	12000	3500	0.45
35	52207T/SS	62207T	50010	118	104	57	46.7	7.4	28	4.5	M6x0.75	72	18.5	22	37	89	56	37	43.9	25.4	9.6	51.5	61.5	14700	11400	10000	3600	0.55

The dimension of the housings related to codes printed in bold letters are unified according to international standards.

Series UCT-R



Take-up support series UCT-R for plain shafts d 20-25-30-35 mm



see also... Features: page 124

Lubrication/maintenance: 125

Mounting instructions: 126

Calculation of load capacity and bearing life: 129

Accessories: 120

Chemical resistance: 136

TECHNICAL INFORMATION

● Complete sealed units.

● Resistance to corrosion:

- Polyamide version (PA): good resistance to many corrosive chemicals such as water, oils, greases, petrol, milk, wine, alcoholic beverages.
- Polypropylene version (PP): excellent resistance to highly corrosive chemicals such as acids, organic liquids, surfactants, detergents.

● Load capacity:

- Polyamide version (PA): high load capacity.
- Polypropylene version (PP): low capacity.

● Continuous operating temperature:

- Polyamide version (PA): from -20°C to +90°C.
 - Polypropylene version (PP): from -20°C to +70°C.
- Both versions maintain good dimensional stability at the maximum indicated temperature.

● Economical operation.

Long life, maintenance free.

● Self-alignment:

Max. misalignment between shaft and housing: 2°.

● Concept and design to meet all safety requirements.

● Interchangeability:

Interchangeable with standard cast iron flanged supports.

COMPONENTS

- 1 Housing in plastic material.
- 2 Adjustable ball bearing, pre-lubricated by means of grease-nipple or a quick coupler.
- 3 Ball-type grease-nipple.
- 4 Clip-on safety cap (closed version).
- 5 Clip-on safety cap (open version).
- 6 Washer for grease-nipple.
- 7 Rotary shaft seal ring with extra dust-protection lip.
- 8 Heavy duty O-Ring.

MAX. RADIAL LOAD CAPACITY OF HOUSING

Values indicated in the table above, are obtained at 23°C. Strength of housing indicated on page 129.



VERSION IN POLYAMIDE (PA) MATERIALS

- Reinforced polyamide housing.
- High quality ball bearing in chrome steel.
- Grease-nipple in nickel plated brass.
- Safety cap in polypropylene.
- Washer in polyethylene.
- Seal and O-Ring in NBR-rubber.



VERSION IN POLYPROPYLENE (PP) MATERIALS

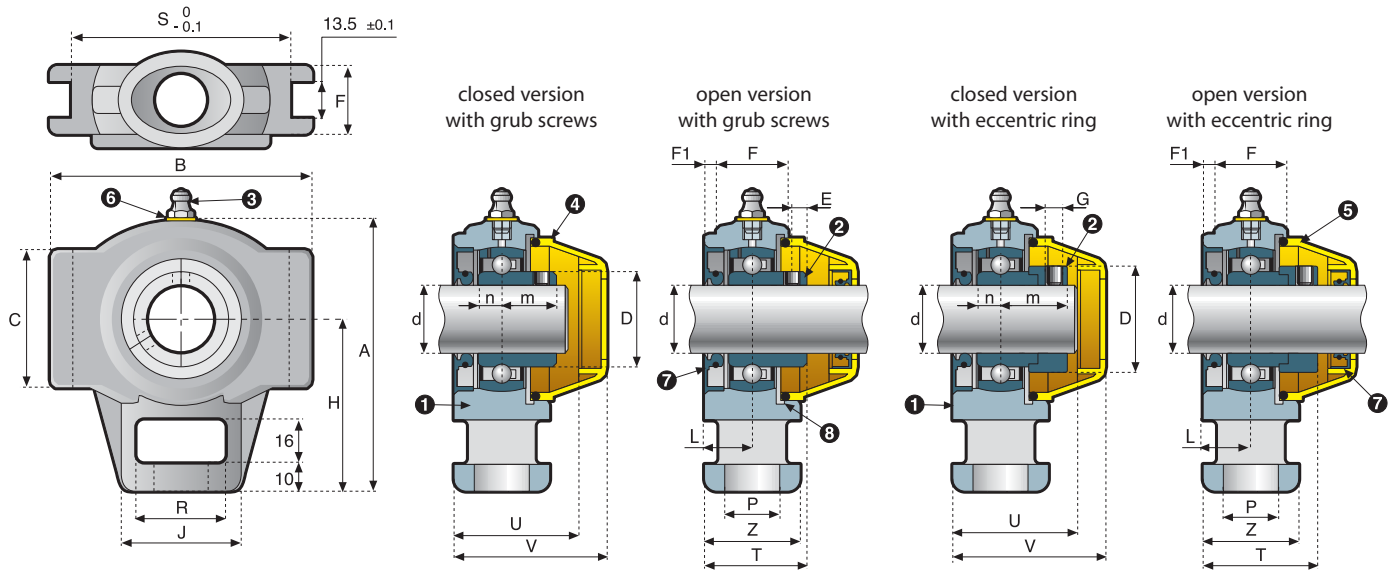
- Reinforced polypropylene housing.
- High quality ball bearing in chrome steel.
- Grease-nipple in stainless steel.
- Safety cap in polypropylene.
- Washer in polyethylene.
- Seal and O-Ring in VITON-rubber.

COLOUR

- Bearing support in black.
- Safety cap in yellow.
- For sufficient quantities parts can be produced in different colours.



Series UCT-R



Ø d mm	code version		dimensions (mm)																	bearing load ratings		max. radial load capacity on plastic housing PA (N)	weight (Kg)			
	closed	open	A	B	C	D	E	F	F1	G	H	L	ØP	R	S	J	Z	T	m	n	U			V	dynamic C (N)	static Co (N)
SHAFT LOCKING WITH GRUB SCREWS VERSION IN POLYAMIDE - PA -																										
20	52204TR	57204TR	97.5	92	50	28.5	5.4	25	4.5	M6x0.75	62	17	19	32	76	45	34	35.2	18.2	7	44.5	54.5	9850	6580	7800	0.30
25	52205TR	57205TR	97.5	92	50	34	5.4	25	4.5	M6x0.75	62	17	19	32	76	45	34	36.5	19.5	7.5	44.5	54.5	10800	7800	6500	0.35
30	52206TR	57206TR	118	104	57	40	5.9	28	4.5	M6x0.75	72	18.5	22	37	89	56	37	40.5	22	8	51.5	61.5	15000	11300	12000	0.45
35	52207TR	57207TR	118	104	57	46.7	7.4	28	4.5	M6x0.75	72	18.5	22	37	89	56	37	44	25.5	9.5	51.5	61.5	19700	15300	10000	0.55

SHAFT LOCKING WITH ECCENTRIC RING VERSION IN POLYAMIDE - PA -																										
20	52204TRB	57204TRB	97.5	92	50	33.3	5	25	4.5	M6x0.75	62	17	19	32	76	45	34	40.6	23.6	7.5	44.5	54.5	9850	6580	7800	0.40
25	52205TRB	57205TRB	97.5	92	50	38	5	25	4.5	M6x0.75	62	17	19	32	76	45	34	40.6	23.6	7.5	44.5	54.5	10800	7800	6500	0.42
30	52206TRB	57206TRB	118	104	57	44.5	6.2	28	4.5	M8x1.00	72	18.5	22	37	89	56	37	45.4	26.9	9	51.5	61.5	15000	11300	12000	0.52
35	52207TRB	57207TRB	118	104	57	55.6	7	28	4.5	M10x1.25	72	18.5	22	37	89	56	37	48.1	29.6	9.5	51.5	61.5	19700	15300	10000	0.62

Ø d mm	code version		dimensions (mm)																	bearing load ratings		max. radial load capacity on plastic housing PP (N)	weight (Kg)			
	closed	open	A	B	C	D	E	F	F1	G	H	L	ØP	R	S	J	Z	T	m	n	U			V	dynamic C (N)	static Co (N)
SHAFT LOCKING WITH GRUB SCREWS VERSION IN POLYPROPYLENE - PP -																										
20	62204TR	67204TR	97.5	92	50	28.5	5.4	25	4.5	M6x0.75	62	17	19	32	76	45	34	35.2	18.2	7	44.5	54.5	9850	6580	3200	0.30
25	62205TR	67205TR	97.5	92	50	34	5.4	25	4.5	M6x0.75	62	17	19	32	76	45	34	36.5	19.5	7.5	44.5	54.5	10800	7800	3000	0.35
30	62206TR	67206TR	118	104	57	40	5.9	28	4.5	M6x0.75	72	18.5	22	37	89	56	37	40.5	22	8	51.5	61.5	15000	11300	5500	0.45
35	62207TR	67207TR	118	104	57	46.7	7.4	28	4.5	M6x0.75	72	18.5	22	37	89	56	37	44	25.4	9.5	51.5	61.5	19700	15300	3600	0.55

SHAFT LOCKING WITH ECCENTRIC RING VERSION IN POLYPROPYLENE - PP -																										
20	62204TRB	67204TRB	97.5	92	50	33.3	5	25	4.5	M6x0.75	62	17	19	32	76	45	34	40.6	23.6	7.5	44.5	54.5	9850	6580	3200	0.40
25	62205TRB	67205TRB	97.5	92	50	38	5	25	4.5	M6x0.75	62	17	19	32	76	45	34	40.6	23.6	7.5	44.5	54.5	10800	7800	3000	0.42
30	62206TRB	67206TRB	118	104	57	44.5	6.2	28	4.5	M8x1.00	72	18.5	22	37	89	56	37	45.4	26.9	9	51.5	61.5	15000	11300	5500	0.52
35	62207TRB	67207TRB	118	104	57	55.6	7	28	4.5	M10x1.25	72	18.5	22	37	89	56	37	48.1	29.6	9.5	51.5	61.5	19700	15300	3600	0.62

The dimension of the housings related to codes printed in bold letters are unified according to international standards.

Series UCHA



Cartridge support series UCHA for plain shafts d 20-25-30-35 mm



see also... Features: page 124

Lubrication/maintenance: 125

Mounting instructions: 126

Calculation of load capacity and bearing life: 129

Accessories: 120

Chemical resistance: 136

TECHNICAL INFORMATION

- **Resistance to corrosion:**
 - Polyamide version (PA): good resistance to many corrosive chemicals such as water, oils, greases, petrol, milk, wine, alcoholic beverages.
 - Polypropylene version (PP): good resistance to highly corrosive chemicals such as acids, organic liquids, surfactants, detergents.
- **Load capacity:**
 - Polyamide version (PA): high load capacity.
 - Polypropylene version (PP): low capacity.
- **Continuous operating temperature:**
 - Polyamide version (PA): from -20°C to +90°C.
 - Polypropylene version (PP): from -20°C to +70°C.

Both versions maintain good dimensional stability at the maximum indicated temperature.
- **Economical operation.**
Long life, maintenance free.
- **Self-alignment:**
Max. misalignment between shaft and housing: 2.5°.
- **Concept and design to meet all safety requirements.**
- **Interchangeability:**
Interchangeable with standard cast iron flanged supports.



accessory

COMPONENTS

- 1 Housing in plastic material.
- 2 Adjustable ball bearing, pre-lubricated by means of grease-nipple or a quick coupler.
- 3 Ball-type grease-nipple.
- 4 Clip-on safety cap (accessory). Open version achievable by pressing in the shaft against the internal side of the cap.
- 5 Threaded bush.
- 6 Washer for grease-nipple.

MAX. RADIAL LOAD CAPACITY OF HOUSING

Values indicated in the table above, are obtained at 23°C. Strength of housing indicated on page 129.

VERSION IN POLYAMIDE (PA) MATERIALS

- Reinforced polyamide housing.
- High quality ball bearing in chrome steel or stainless steel.
- Grease-nipple in nickel plated brass or stainless steel.
- Safety cap in polypropylene (accessory).
- Threaded bush in nickel plated brass.
- Washer in polyethylene.

VERSION IN POLYPROPYLENE (PP) MATERIALS

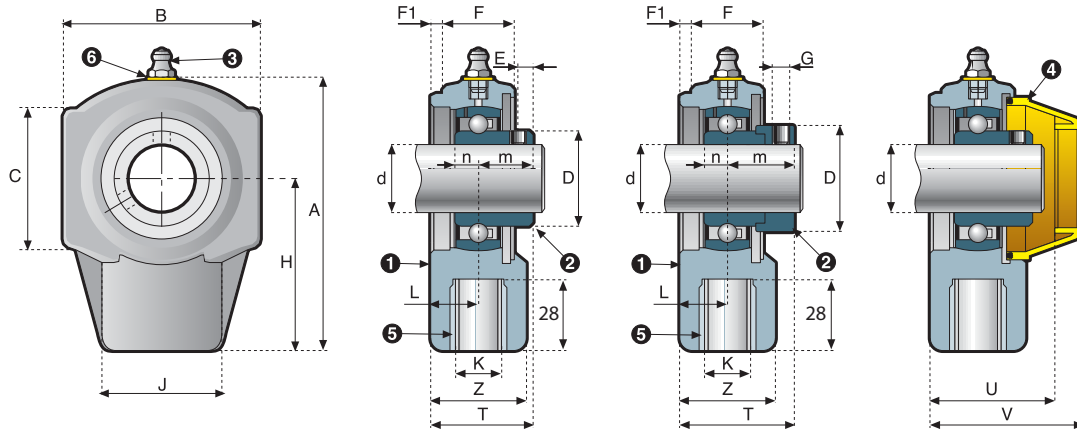
- Reinforced polypropylene housing.
- High quality ball bearing in stainless steel.
- Grease-nipple in stainless steel.
- Safety cap in polyethylene (accessory).
- Threaded bush in nickel plated brass.
- Washer in polyethylene.

COLOUR

- Bearing support in black.
- Safety cap in yellow.
- For sufficient quantities parts can be produced in different colours.



Series UCHA



version with grub screws

version with eccentric ring

Ø d mm	code version (PA)	safety cap code	dimensions (mm)																bearing load ratings		max. radial load capacity on plastic housing PA (N)	weight (Kg)		
			A	B	C	D	E	F	F1	G	H	K	L	J	Z	T	m	n	U	V			dynamic C (N)	static Co (N)
SHAFT LOCKING WITH GRUB SCREWS																								
20	52204A	50009	97.5	65	50	28.5	5.4	25	4.5	M6x0.75	62	M16	17	45	34	35.2	18.2	7	44.5	54.5	9850	6580	10000	0.30
25	52205A	50009	97.5	70	50	34	5.4	25	4.5	M6x0.75	62	M20	17	45	34	36.5	19.5	7.5	44.5	54.5	10800	7800	8500	0.35
30	52206A	50010	118	85	57	40	5.9	28	4.5	M6x0.75	72	M24	18.5	56	37	40.5	22	8	51.5	61.5	15000	11300	14000	0.45
35	52207A	50010	118	90	57	46.7	7.4	28	4.5	M6x0.75	72	M24	18.5	56	37	44	25.5	9.5	51.5	61.5	19700	15300	12000	0.55

SHAFT LOCKING WITH ECCENTRIC RING																								
Ø d mm	code version	safety cap code	A	B	C	D	E	F	F1	G	H	K	L	J	Z	T	m	n	U	V	dynamic C (N)	static Co (N)	max. radial load capacity on plastic housing PA (N)	weight (Kg)
20	52204AB	50009	97.5	65	50	33.3	5	25	4.5	M6x0.75	62	M16	17	45	34	40.6	23.6	7.5	44.5	54.5	9850	6580	10000	0.38
25	52205AB	50009	97.5	70	50	38	5	25	4.5	M6x0.75	62	M20	17	45	34	40.6	23.6	7.5	44.5	54.5	10800	7800	8500	0.40
30	52206AB	50010	118	85	57	44.5	6.2	28	4.5	M8x1.00	72	M24	18.5	56	37	45.4	26.9	9	51.5	61.5	15000	11300	14000	0.50
35	52207AB	50010	118	90	57	55.6	7	28	4.5	M10x1.25	72	M24	18.5	56	37	48.1	29.6	9.5	51.5	61.5	19700	15300	12000	0.60

Ø d mm	code version		safety cap code	dimensions (mm)																bearing load ratings		max. radial load capacity on plastic housing		weight (Kg)		
	PA	PP		A	B	C	D	E	F	F1	G	H	K	L	J	Z	T	m	n	U	V	dynamic C (N)	static Co (N)		PA (N)	PP (N)
STAINLESS STEEL BEARING (with grub screws)																										
20	52204A/SS	62204A	50009	97.5	65	50	28.5	5.4	25	4.5	M6x0.75	62	M16	17	45	34	35.2	18.2	7.6	44.5	54.5	7300	4900	10000	3600	0.30
25	52205A/SS	62205A	50009	97.5	70	50	34	5.4	25	4.5	M6x0.75	62	M20	17	45	34	36.8	19.8	7.6	44.5	54.5	8100	5800	8500	3200	0.35
30	52206A/SS	62206A	50010	118	85	57	40	5.9	28	4.5	M6x0.75	72	M24	18.5	56	37	40.7	22.2	9	51.5	61.5	11250	8400	14000	6500	0.45
35	52207A/SS	62207A	50010	118	90	57	46.7	7.4	28	4.5	M6x0.75	72	M24	18.5	56	37	43.9	25.4	9.6	51.5	61.5	14700	11400	12000	5500	0.55

The dimension of the housings related to codes printed in bold letters are unified according to international standards.

Series UCHA-R



Cartridge support series UCHA-R for plain shafts d 20-25-30-35 mm



see also... Features: page 124

Lubrication/maintenance: 125

Mounting instructions: 126

Calculation of load capacity and bearing life: 129

Accessories: 120

Chemical resistance: 136

TECHNICAL INFORMATION

● Complete sealed units.

● Resistance to corrosion:

- Polyamide version (PA): good resistance to many corrosive chemicals such as water, oils, greases, petrol, milk, wine, alcoholic beverages.
- Polypropylene version (PP): excellent resistance to highly corrosive chemicals such as acids, organic liquids, surfactants, detergents.

● Load capacity:

- Polyamide version (PA): high load capacity.
- Polypropylene version (PP): low capacity.

● Continuous operating temperature:

- Polyamide version (PA): from -20°C to +90°C.
- Polypropylene version (PP): from -20°C to +70°C.

Both versions maintain good dimensional stability at the maximum indicated temperature.

● Economical operation.

Long life, maintenance free.

● Self-alignment:

Max. misalignment between shaft and housing: 2°.

● Concept and design to meet all safety requirements.

● Interchangeability:

Interchangeable with standard cast iron flanged supports.

COMPONENTS

- 1 Housing in plastic material.
- 2 Adjustable ball bearing, pre-lubricated by means of grease-nipple or a quick coupler.
- 3 Ball-type grease-nipple.
- 4 Clip-on safety cap (closed version).
- 5 Clip-on safety cap (open version).
- 6 Threaded bush.
- 7 Washer for grease-nipple.
- 8 Rotary shaft seal ring with extra dust-protection lip.
- 9 Heavy duty O-Ring.

MAX. RADIAL LOAD CAPACITY OF HOUSING

Values indicated in the table above, are obtained at 23°C. Strength of housing indicated on page 129.



VERSION IN POLYAMIDE (PA) MATERIALS

- Reinforced polyamide housing.
- High quality ball bearing in chrome steel.
- Grease-nipple in nickel plated brass.
- Safety cap in polypropylene.
- Threaded bush in nickel plated brass.
- Washer in polyethylene.
- Seal and O-Ring in NBR-rubber.



VERSION IN POLYPROPYLENE (PP) MATERIALS

- Reinforced polypropylene housing.
- High quality ball bearing in chrome steel.
- Grease-nipple in stainless steel.
- Safety cap in polypropylene.
- Threaded bush in nickel plated brass.
- Washer in polyethylene.
- Seal and O-Ring in VITON-rubber.

COLOUR

- Bearing support in black.
- Safety cap in yellow.
- For sufficient quantities parts can be produced in different colours.



series UCHA-R



Plain Shaft



Ø mm



Waterproof

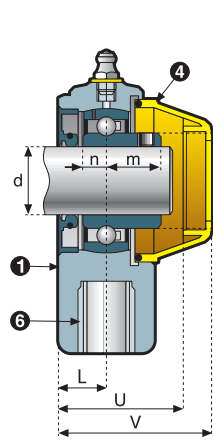
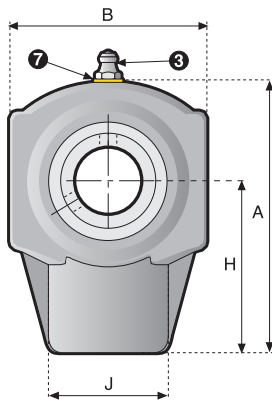


Polyamide

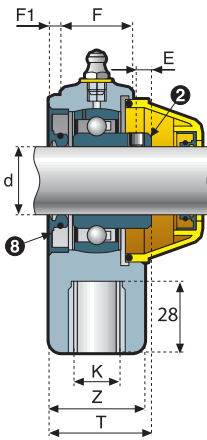


Polypropylene

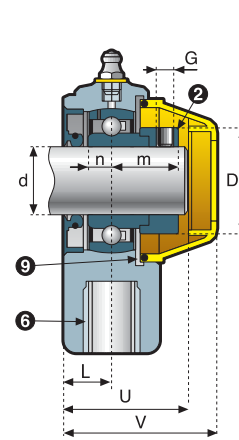
Series UCHA-R



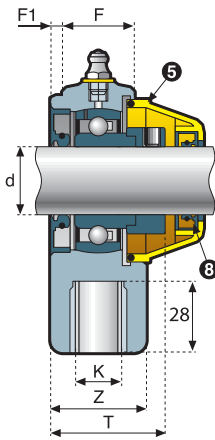
closed version
with grub screws



open version
with grub screws



closed version
with eccentric ring



open version
with eccentric ring

Ø d mm	code version		dimensions (mm)														bearing load ratings		max. radial load capacity on plastic housing PA (N)	weight (Kg)				
	closed	open	A	B	C	D	E	F	F1	G	H	K	L	J	Z	T	m	n			U	V	dynamic C (N)	static Co (N)
SHAFT LOCKING WITH GRUB SCREWS VERSION IN POLYAMIDE - PA -																								
20	52204AR	57204AR	97.5	65	50	28.5	5.4	25	4.5	M6x0.75	62	M16	17	45	34	35.2	18.2	7	44.5	54.5	9850	6580	10000	0.30
25	52205AR	57205AR	97.5	70	50	34	5.4	25	4.5	M6x0.75	62	M20	17	45	34	36.5	19.5	7.5	44.5	54.5	10800	7800	8500	0.35
30	52206AR	57206AR	118	85	57	40	5.9	28	4.5	M6x0.75	72	M24	18.5	56	37	40.5	22	8	51.5	61.5	15000	11300	14000	0.45
35	52207AR	57207AR	118	90	57	46.7	7.4	28	4.5	M6x0.75	72	M24	18.5	56	37	44	25	9.5	51.5	61.5	19700	15300	12000	0.55
SHAFT LOCKING WITH ECCENTRIC RING VERSION IN POLYAMIDE - PA -																								
20	52204ARB	57204ARB	97.5	65	50	33.3	5	25	4.5	M6x0.75	62	M16	17	45	34	40.6	23.6	7.5	44.5	54.5	9850	6580	10000	0.38
25	52205ARB	57205ARB	97.5	70	50	38	5	25	4.5	M6x0.75	62	M20	17	45	34	40.6	23.6	7.5	44.5	54.5	10800	7800	8500	0.40
30	52206ARB	57206ARB	118	85	57	44.5	6.2	28	4.5	M8x1.00	72	M24	18.5	56	37	45.4	26.9	9	51.5	61.5	15000	11300	14000	0.50
35	52207ARB	57207ARB	118	90	57	55.6	7	28	4.5	M10x1.25	72	M24	18.5	56	37	48.1	29.6	9.5	51.5	61.5	19700	15300	12000	0.60

Ø d mm	code version		dimensions (mm)														bearing load ratings		max. radial load capacity on plastic housing PP (N)	weight (Kg)				
	closed	open	A	B	C	D	E	F	F1	G	H	K	L	J	Z	T	m	n			U	V	dynamic C (N)	static Co (N)
SHAFT LOCKING WITH GRUB SCREWS VERSION IN POLYPROPYLENE - PP -																								
20	62204AR	67204AR	97.5	65	50	28.5	5.4	25	4.5	M6x0.75	62	M16	17	45	34	35.2	18.2	7	44.5	54.5	9850	6580	3600	0.30
25	62205AR	67205AR	97.5	70	50	34	5.4	25	4.5	M6x0.75	62	M20	17	45	34	36.5	19.5	7.5	44.5	54.5	10800	7800	3200	0.35
30	62206AR	67206AR	118	85	57	40	5.9	28	4.5	M6x0.75	72	M24	18.5	56	37	40.5	22	8	51.5	61.5	15000	11300	6500	0.45
35	62207AR	67207AR	118	90	57	46.7	7.4	28	4.5	M6x0.75	72	M24	18.5	56	37	44	25	9.5	51.5	61.5	19700	15300	5500	0.55
SHAFT LOCKING WITH ECCENTRIC RING VERSION IN POLYPROPYLENE - PP -																								
20	62204ARB	67204ARB	97.5	65	50	33.3	5	25	4.5	M6x0.75	62	M16	17	45	34	40.6	23.6	7.5	44.5	54.5	9850	6580	3600	0.38
25	62205ARB	67205ARB	97.5	70	50	38	5	25	4.5	M6x0.75	62	M20	17	45	34	40.6	23.6	7.5	44.5	54.5	10800	7800	3200	0.40
30	62206ARB	67206ARB	118	85	57	44.5	6.2	28	4.5	M8x1.00	72	M24	18.5	56	37	45.4	26.9	9	51.5	61.5	15000	11300	6500	0.50
35	62207ARB	67207ARB	118	90	57	55.6	7	28	4.5	M10x1.25	72	M24	18.5	56	37	48.1	29.6	9.5	51.5	61.5	19700	15300	5500	0.60

The dimension of the housings related to codes printed in bold letters are unified according to international standards.

Series UCHE



Cartridge take-up support series UCHE for plain shafts d 20-25-30-35 mm



see also... Features: page 124

Lubrication/maintenance: 125

Mounting instructions: 126

Calculation of load capacity and bearing life: 129

Accessories: 120

Chemical resistance: 136

TECHNICAL INFORMATION

- **Resistance to corrosion:**
 - Polyamide version (PA): good resistance to many corrosive chemicals such as water, oils, greases, petrol, milk, wine, alcoholic beverages.
 - Polypropylene version (PP): good resistance to highly corrosive chemicals such as acids, organic liquids, surfactants, detergents.
- **Load capacity:**
 - Polyamide version (PA): high load capacity.
 - Polypropylene version (PP): low capacity.
- **Continuous operating temperature:**
 - Polyamide version (PA): from -20°C to +90°C.
 - Polypropylene version (PP): from -20°C to +70°C.

Both versions maintain good dimensional stability at the maximum indicated temperature.
- **Economical operation.**
Long life, maintenance free.
- **Self-alignment:**
Max. misalignment between shaft and housing: 2.5°.
- **Concept and design to meet all safety requirements.**
- **Interchangeability:**
Interchangeable with standard cast iron flanged supports.



accessory

COMPONENTS

- 1 Housing in plastic material.
- 2 Adjustable ball bearing, pre-lubricated by means of grease-nipple or a quick coupler.
- 3 Ball-type grease-nipple..
- 4 Clip-on safety cap (accessory). Open version achievable by pressing in the shaft against the internal side of the cap.
- 5 Threaded bush.
- 6 Washer for grease-nipple.

MAX. RADIAL LOAD CAPACITY OF HOUSING

Values indicated in the table above, are obtained at 23°C. Strength of housing indicated on page 129.

PA VERSION IN POLYAMIDE (PA) MATERIALS

- Reinforced polyamide housing.
- High quality ball bearing in chrome steel or stainless steel.
- Grease-nipple in nickel plated brass or stainless steel.
- Safety cap in polypropylene (accessory).
- Threaded bush in nickel plated brass.
- Washer in polyethylene.

PP VERSION IN POLYPROPYLENE (PP) MATERIALS

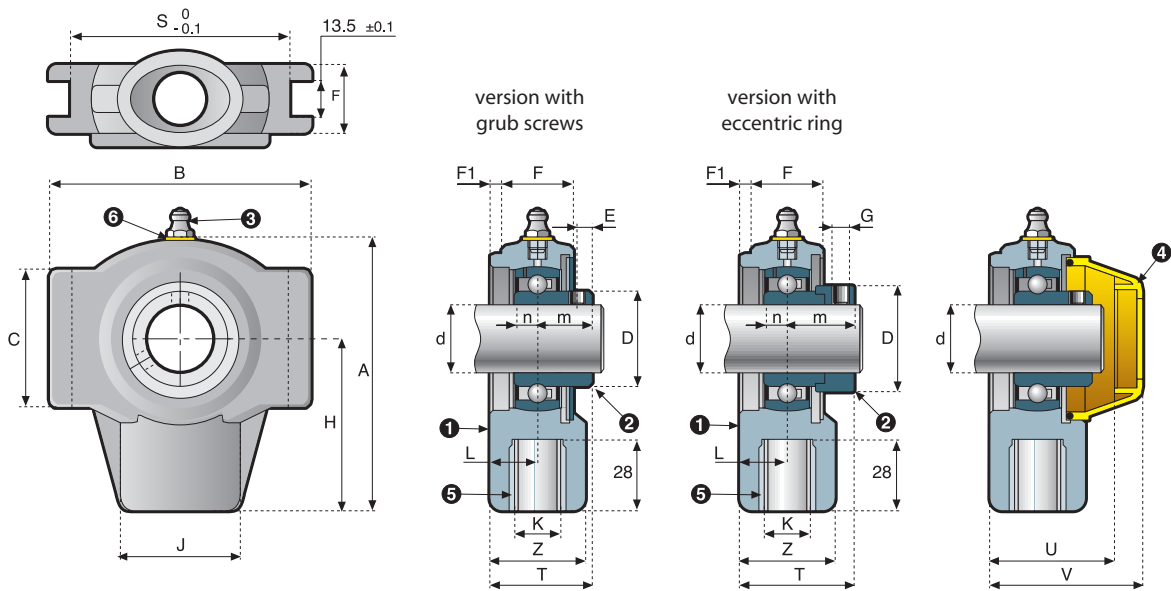
- Reinforced polypropylene housing.
- High quality ball bearing in stainless steel.
- Grease-nipple in stainless steel.
- Safety cap in polypropylene (accessory).
- Threaded bush in nickel plated brass.
- Washer in polyethylene.

COLOUR

- Bearing support in black.
- Safety cap in yellow.
- For sufficient quantities parts can be produced in different colours.



Series UCHE



Ø d mm	code version (PA)	safety cap code	dimensions (mm)																	bearing load ratings		max. radial load capacity on plastic housing PA (N)	weight (Kg)		
			A	B	C	D	E	F	F1	G	H	K	L	S	J	Z	T	m	n	U	V			dynamic C (N)	static Co (N)
SHAFT LOCKING WITH GRUB SCREWS																									
20	52204E	50009	97.5	92	50	28.5	5.4	25	4.5	M6x0.75	62	M16	17	76	45	34	35.2	18.2	7	44.5	54.5	9850	6580	10000	0.30
25	52205E	50009	97.5	92	50	34	5.4	25	4.5	M6x0.75	62	M20	17	76	45	34	36.5	19.5	7.5	44.5	54.5	10800	7800	8500	0.35
30	52206E	50010	118	104	57	40	5.9	28	4.5	M6x0.75	72	M24	18.5	89	56	37	40.5	22	8	51.5	61.5	15000	11300	14000	0.45
35	52207E	50010	118	104	57	46.7	7.4	28	4.5	M6x0.75	72	M24	18.5	89	56	37	44	25.5	9.5	51.5	61.5	19700	15300	12000	0.55

SHAFT LOCKING WITH ECCENTRIC RING																									
20	52204EB	50009	97.5	92	50	33.3	5	25	4.5	M6x0.75	62	M16	17	76	45	34	40.6	23.6	7.5	44.5	54.5	9850	6580	10000	0.38
25	52205EB	50009	97.5	92	50	38	5	25	4.5	M6x0.75	62	M20	17	76	45	34	40.6	23.6	7.5	44.5	54.5	10800	7800	8500	0.40
30	52206EB	50010	118	104	57	44.5	6.2	28	4.5	M8x1.00	72	M24	18.5	89	56	37	45.4	26.9	9	51.5	61.5	15000	11300	14000	0.50
35	52207EB	50010	118	104	57	55.6	7	28	4.5	M10x1.25	72	M24	18.5	89	56	37	48.1	29.6	9.5	51.5	61.5	19700	15300	12000	0.60

Ø d mm	code version		safety cap code	dimensions (mm)																	bearing load ratings		max. radial load capacity on plastic housing		weight (Kg)		
	PA	PP		A	B	C	D	E	F	F1	G	H	K	L	S	J	Z	T	m	n	U	V	dynamic C (N)	static Co (N)		PA (N)	PP (N)
STAINLESS STEEL BEARING (with grub screws)																											
20	52204E/SS	62204E	50009	97.5	92	50	28.5	5.4	25	4.5	M6x0.75	62	M16	17	76	45	34	35.2	18.2	7.6	44.5	54.5	7300	4900	10000	3600	0.30
25	52205E/SS	62205E	50009	97.5	92	50	34	5.4	25	4.5	M6x0.75	62	M20	17	76	45	34	36.8	19.8	7.6	44.5	54.5	8100	5800	8500	3200	0.35
30	52206E/SS	62206E	50010	118	104	57	40	5.9	28	4.5	M6x0.75	72	M24	18.5	89	56	37	40.7	22.2	9	51.5	61.5	11250	8400	14000	6500	0.45
35	52207E/SS	62207E	50010	118	104	57	46.7	7.4	28	4.5	M6x0.75	72	M24	18.5	89	56	37	43.9	25.4	9.6	51.5	61.5	14700	11400	12000	5500	0.55

The dimension of the housings related to codes printed in bold letters are unified according to international standards.

Series UCHE-R



Cartridge take-up support series UCHE-R for plain shafts d 20-25-30-35 mm



see also... Features: page 124

Lubrication/maintenance: 125

Mounting instructions: 126

Calculation of load capacity and bearing life: 129

Accessories: 120

Chemical resistance: 136

TECHNICAL INFORMATION

● Complete sealed units.

● Resistance to corrosion:

- Polyamide version (PA): good resistance to many corrosive chemicals such as water, oils, greases, petrol, milk, wine, alcoholic beverages.
- Polypropylene version (PP): excellent resistance to highly corrosive chemicals such as acids, organic liquids, surfactants, detergents.

● Load capacity:

- Polyamide version (PA): high load capacity.
- Polypropylene version (PP): low capacity.

● Continuous operating temperature:

- Polyamide version (PA): from -20°C to +90°C.
 - Polypropylene version (PP): from -20°C to +70°C.
- Both versions maintain good dimensional stability at the maximum indicated temperature.

● Economical operation.

Long life, maintenance free.

● Self-alignment:

Max. misalignment between shaft and housing: 2°.

● Concept and design to meet all safety requirements.

● Interchangeability:

Interchangeable with standard cast iron flanged supports.

COMPONENTS

- 1 Housing in plastic material.
- 2 Adjustable ball bearing, pre-lubricated by means of grease-nipple or a quick coupler.
- 3 Ball-type grease-nipple.
- 4 Clip-on safety cap (closed version).
- 5 Clip-on safety cap (open version).
- 6 Threaded bush.
- 7 Washer for grease-nipple.
- 8 Rotary shaft seal ring with extra dust-protection lip.
- 9 Heavy duty O-Ring.

MAX. RADIAL LOAD CAPACITY OF HOUSING

Values indicated in the table above, are obtained at 23°C. Strength of housing indicated on page 129.

PA VERSION IN POLYAMIDE (PA) MATERIALS

- Reinforced polyamide housing.
- High quality ball bearing in chrome steel.
- Grease-nipple in nickel plated brass.
- Safety cap in polypropylene.
- Threaded bush in nickel plated brass.
- Washer in polyethylene.
- Seal and O-Ring in NBR-rubber.

PP VERSION IN POLYPROPYLENE (PP) MATERIALS

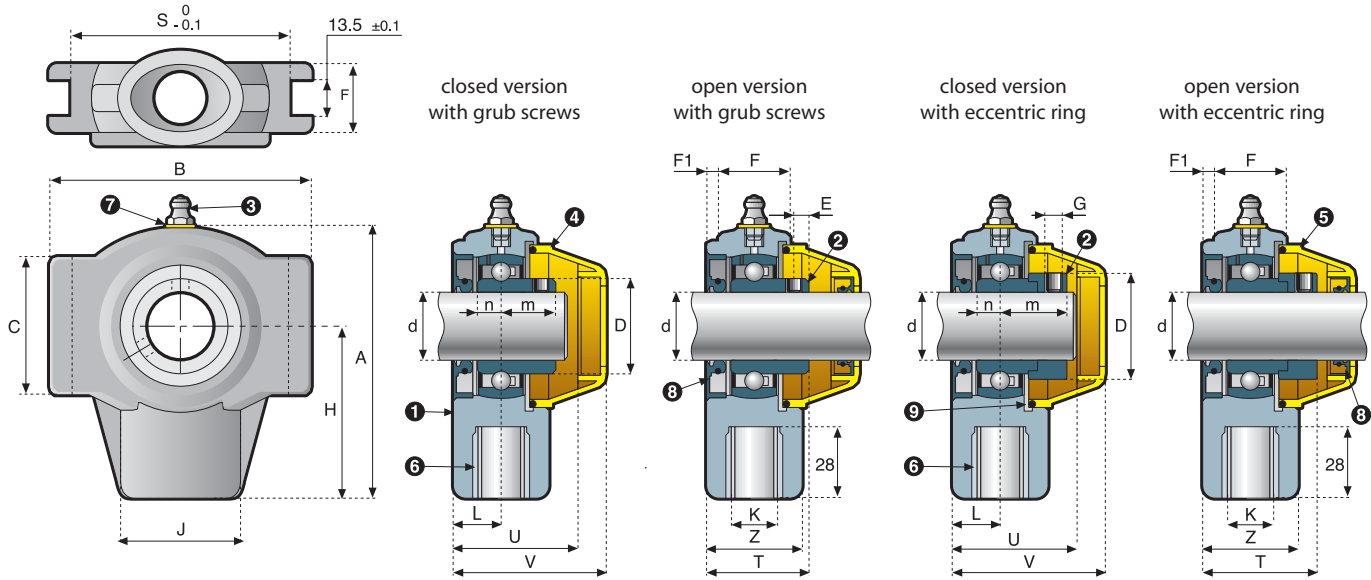
- Reinforced polypropylene housing.
- High quality ball bearing in chrome steel.
- Grease-nipple in stainless steel.
- Safety cap in polypropylene.
- Threaded bush in nickel plated brass.
- Washer in polyethylene.
- Seal and O-Ring in VITON-rubber.

COLOUR

- Bearing support in black.
- Safety cap in yellow.
- For sufficient quantities parts can be produced in different colours.



Series UCHE-R



Ø d mm	code version		dimensions (mm)																bearing load ratings		max. radial load capacity on plastic housing PA (N)	weight (Kg)			
	closed	open	A	B	C	D	E	F	F1	G	H	K	L	S	J	Z	T	m	n	U			V	dynamic C (N)	static Co (N)
SHAFT LOCKING WITH GRUB SCREWS VERSION IN POLYAMIDE - PA -																									
20	52204ER	57204ER	97.5	92	50	28.5	5.4	25	4.5	M6x0.75	62	M16	17	76	45	34	35.2	18.2	7	44.5	54.5	9850	6580	10000	0.30
25	52205ER	57205ER	97.5	92	50	34	5.4	25	4.5	M6x0.75	62	M20	17	76	45	34	36.5	19.5	7.5	44.5	54.5	10800	7800	8500	0.35
30	52206ER	57206ER	118	104	57	40	5.9	28	4.5	M6x0.75	72	M24	18.5	89	56	37	40.5	22	8	51.5	61.5	15000	11300	14000	0.45
35	52207ER	57207ER	118	104	57	46.7	7.4	28	4.5	M6x0.75	72	M24	18.5	89	56	37	44	25	9.5	51.5	61.5	19700	15300	12000	0.55

SHAFT LOCKING WITH ECCENTRIC RING VERSION IN POLYAMIDE - PA -																									
20	52204ERB	57204ERB	97.5	92	50	33.3	5	25	4.5	M6x0.75	62	M16	17	76	45	34	40.6	23.6	7.5	44.5	54.5	9850	6580	10000	0.38
25	52205ERB	57205ERB	97.5	92	50	38	5	25	4.5	M6x0.75	62	M20	17	76	45	34	40.6	23.6	7.5	44.5	54.5	10800	7800	8500	0.40
30	52206ERB	57206ERB	118	104	57	44.5	6.2	28	4.5	M8x1.00	72	M24	18.5	89	56	37	45.4	26.9	9	51.5	61.5	15000	11300	14000	0.50
35	52207ERB	57207ERB	118	104	57	55.6	7	28	4.5	M10x1.25	72	M24	18.5	89	56	37	48.1	29.6	9.5	51.5	61.5	19700	15300	12000	0.60

Ø d mm	code version		dimensions (mm)																bearing load ratings		max. radial load capacity on plastic housing PP (N)	weight (Kg)			
	closed	open	A	B	C	D	E	F	F1	G	H	K	L	S	J	Z	T	m	n	U			V	dynamic C (N)	static Co (N)
SHAFT LOCKING WITH GRUB SCREWS VERSION IN POLYPROPYLENE - PP -																									
20	62204ER	67204ER	97.5	92	50	28.5	5.4	25	4.5	M6x0.75	62	M16	17	76	45	34	35.2	18.2	7	44.5	54.5	9850	6580	3600	0.30
25	62205ER	67205ER	97.5	92	50	34	5.4	25	4.5	M6x0.75	62	M20	17	76	45	34	36.5	19.5	7.5	44.5	54.5	10800	7800	3200	0.35
30	62206ER	67206ER	118	104	57	40	5.9	28	4.5	M6x0.75	72	M24	18.5	89	56	37	40.5	22	9	51.5	61.5	15000	11300	6500	0.45
35	62207ER	67207ER	118	104	57	46.7	7.4	28	4.5	M6x0.75	72	M24	18.5	89	56	37	44	25.5	9.5	51.5	61.5	19700	15300	5500	0.55

SHAFT LOCKING WITH ECCENTRIC RING VERSION IN POLYPROPYLENE - PP -																									
20	62204ERB	67204ERB	97.5	92	50	33.3	5	25	4.5	M6x0.75	62	M16	17	76	45	34	40.6	23.6	7.5	44.5	54.5	9850	6580	3600	0.38
25	62205ERB	67205ERB	97.5	92	50	38	5	25	4.5	M6x0.75	62	M20	17	76	45	34	40.6	23.6	7.5	44.5	54.5	10800	7800	3200	0.40
30	62206ERB	67206ERB	118	104	57	44.5	6.2	28	4.5	M8x1.00	72	M24	18.5	89	56	37	45.4	26.9	9	51.5	61.5	15000	11300	6500	0.50
35	62207ERB	67207ERB	118	104	57	55.6	7	28	4.5	M10x1.25	72	M24	18.5	89	56	37	48.1	29.6	9.5	51.5	61.5	19700	15300	5500	0.60

The dimension of the housings related to codes printed in bold letters are unified according to international standards.



Flanged bearing support series SFL for plain shafts d 12-15-16-17-20 mm



see also... Features: page 124

Lubrication/maintenance: 125

Mounting instructions: 126

Calculation of load capacity and bearing life: 129

Accessories: 120

Chemical resistance: 136

TECHNICAL INFORMATION

● Resistance to corrosion:

- Polyamide version (PA): good resistance to many corrosive chemicals such as water, oils, greases, petrol, milk, wine, alcoholic beverages.
- Polypropylene version (PP): good resistance to highly corrosive chemicals such as acids, organic liquids, surfactants, detergents.

● Load capacity:

- Polyamide version (PA): high load capacity.
- Polypropylene version (PP): low capacity.

● Continuous operating temperature:

- Polyamide version (PA): from -20°C to +90°C.
 - Polypropylene version (PP): from -20°C to +70°C.
- Both versions maintain good dimensional stability at the maximum indicated temperature.

● Economical operation.

Long life, maintenance free.

● Self-alignment:

Max. misalignment between shaft and housing: 2.5°.

● Concept and design to meet all safety requirements.



accessory

COMPONENTS

- 1 Housing in plastic material.
- 2 Adjustable ball bearing, pre-lubricated by means of grease-nipple or a quick coupler.
- 3 Ball-type grease-nipple.
- 4 Clip-on safety cap (accessory). Open version achievable by pressing in the shaft against the internal side of the cap.

MAX. RADIAL LOAD CAPACITY OF HOUSING

Values indicated in the table above, are obtained at 23°C. Strength of housing indicated on page 129.

PP VERSION IN POLYAMIDE (PA) MATERIALS

- Reinforced polyamide housing.
- High quality ball bearing in chrome steel or stainless steel.
- Grease-nipple in nickel plated brass or stainless steel.
- Safety cap in polypropylene (accessory).

PP VERSION IN POLYPROPYLENE (PP) MATERIALS

- Reinforced polypropylene housing.
- High quality ball bearing in stainless steel
- Grease-nipple in stainless steel.
- Safety cap in polypropylene (accessory).

COLOUR

- Bearing support in black.
- Safety cap in yellow.
- For sufficient quantities parts can be produced in different colours.



series SFL



Plain Shaft



Ø mm

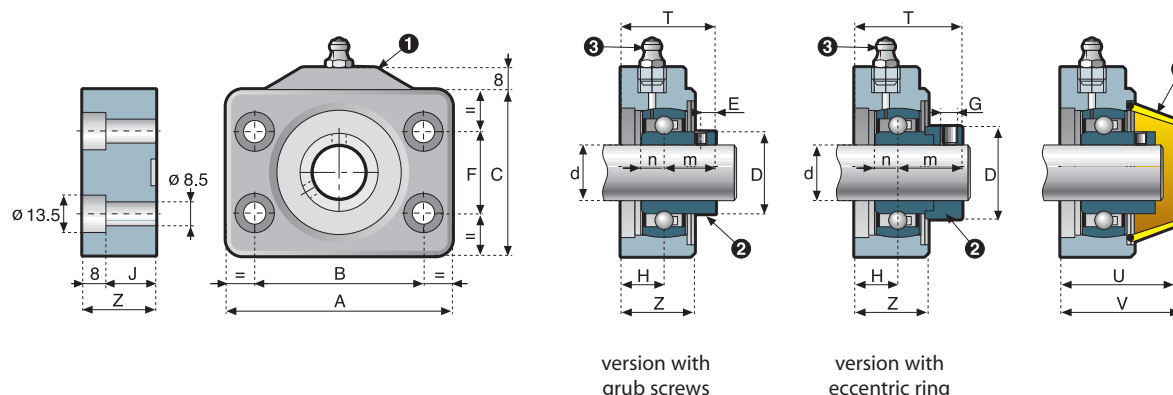


Polyamide



Polypropylene

Series SFL



Ø d mm	code version (PA)		safety cap code	dimensions (mm)													bearing load ratings		max. radial load capacity on plastic housing PA (N)	weight (Kg)			
	A	B		C	D	E	F	G	H	J	Z	T	m	n	U	V	dynamic C (N)	static Co (N)					
SHAFT LOCKING WITH GRUB SCREWS																							
12	54201S	50012	80	60	60	24.2	5.3	30	M6x0.75	9	10.5	18.5	25	16	6	33.5	35.5	7300	4760	6500	0.25		
15	54202S	50012	80	60	60	24.2	5.3	30	M6x0.75	9	10.5	18.5	25	16	6	33.5	35.5	7300	4760	6500	0.25		
16	54016S	50012	80	60	60	24.2	5.3	30	M6x0.75	9	10.5	18.5	25	16	6	33.5	35.5	7300	4760	6500	0.25		
17	54203S	50012	80	60	60	24.2	5.3	30	M6x0.75	9	10.5	18.5	25	16	6	33.5	35.5	7300	4760	6500	0.25		
20	54204S	50012	80	60	60	28.5	5.4	30	M6x0.75	15	18	26	33.2	18.2	7	41	43	9850	6580	6200	0.30		
SHAFT LOCKING WITH ECCENTRIC RING																							
12	54201SB	50012	80	60	60	28.5	5	30	M6x0.75	9	10.5	18.5	31	22	6	33.5	35.5	7300	4760	6500	0.28		
15	54202SB	50012	80	60	60	28.5	5	30	M6x0.75	9	10.5	18.5	31	22	6	33.5	35.5	7300	4760	6500	0.28		
16	54016SB	50012	80	60	60	28.5	5	30	M6x0.75	9	10.5	18.5	31	22	6	33.5	35.5	7300	4760	6500	0.28		
17	54203SB	50012	80	60	60	28.5	5	30	M6x0.75	9	10.5	18.5	31	22	6	33.5	35.5	7300	4760	6500	0.28		
20	54204SB	50012	80	60	60	33.3	5	30	M6x0.75	15	18	26	38.6	23.6	7.5	41	43	9850	6580	6200	0.35		
Ø d mm	code version		safety cap code	dimensions (mm)													bearing load ratings		max. radial load capacity on plastic housing		weight (Kg)		
	PA	PP		A	B	C	D	E	F	G	H	J	Z	T	m	n	U	V	dynamic C (N)	static Co (N)		PA (N)	PP (N)
STAINLESS STEEL BEARING (with grub screws)																							
20	54204S/SS	64204S/SS	50012	80	60	60	28.5	5.4	30	M6x0.75	15	18	26	33.2	18.2	7.6	41	43	7300	4900	6200	3000	0.30

Series SFL-Z



Flanged bearing support series SFL-Z for plain shafts d 12-15-16-17-20 mm



see also... Features: page 124

Lubrication/maintenance: 125

Mounting instructions: 126

Calculation of load capacity and bearing life: 129

Accessories: 120

Chemical resistance: 136

TECHNICAL INFORMATION

● Complete sealed units.

● Resistance to corrosion:

- Polyamide version (PA): good resistance to many corrosive chemicals such as water, oils, greases, petrol, milk, wine, alcoholic beverages.
- Polypropylene version (PP): excellent resistance to highly corrosive chemicals such as acids, organic liquids, surfactants, detergents.

● Load capacity:

- Polyamide version (PA): high load capacity.
- Polypropylene version (PP): low capacity.

● Continuous operating temperature:

- Polyamide version (PA): from -20°C to +90°C.
 - Polypropylene version (PP): from -20°C to +70°C.
- Both versions maintain good dimensional stability at the maximum indicated temperature.

● Economical operation.

Long life, maintenance free.

● Self-alignment:

Max. misalignment between shaft and housing: 2°.

● Concept and design to meet all safety requirements.

COMPONENTS

- 1 Housing in plastic material.
- 2 Adjustable ball bearing, pre-lubricated by means of grease-nipple or a quick coupler.
- 3 Ball-type grease-nipple.
- 4 Clip-on safety cap (closed version).
- 5 Clip-on safety cap (open version).
- 6 Rotary shaft seal ring with extra dust-protection lip.
- 7 Heavy duty O-Ring.

MAX. RADIAL LOAD CAPACITY OF HOUSING

Values indicated in the table above, are obtained at 23°C. Strength of housing indicated on page 129.

PP VERSION IN POLYAMIDE (PA) MATERIALS

- Reinforced polyamide housing.
- High quality ball bearing in chrome steel.
- Grease-nipple in nickel plated brass.
- Safety cap in polypropylene.
- Seal and O-Ring in NBR-rubber.

PP VERSION IN POLYPROPYLENE (PP) MATERIALS

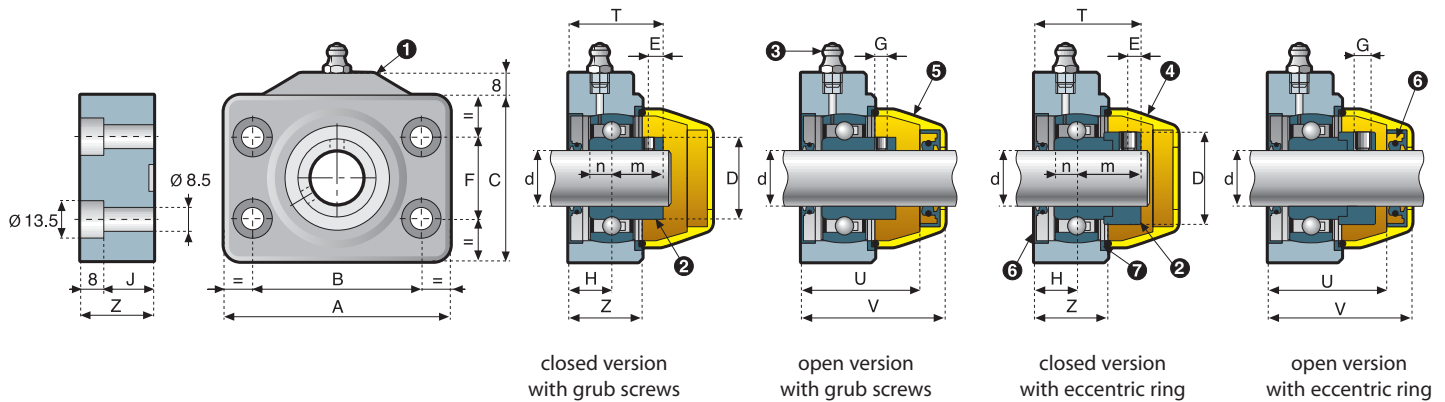
- Reinforced polypropylene housing.
- High quality ball bearing in chrome steel.
- Grease-nipple in stainless steel.
- Safety cap in polypropylene.
- Seal and O-Ring in VITON-rubber.

COLOUR

- Bearing support in black.
- Safety cap in yellow.
- For sufficient quantities parts can be produced in different colours.



Series SFL-Z



Ø d mm	code version		dimensions (mm)														bearing load ratings		max. radial load capacity on plastic housing PA (N)	weight (Kg)																				
	closed	open	A	B	C	D	E	F	G	H	J	Z	T	m	n	U	V	dynamic C (N)			static Co (N)																			
SHAFT LOCKING WITH GRUB SCREWS VERSION IN POLYAMIDE - PA -																																								
12	54201SZ	59201SZ	80	60	60	24.2	5.3	30	M6x0.75	16.5	18	26	32.5	16	6	41	50	7300	4760	6500	0.25																			
15	54202SZ	59202SZ	80	60	60	24.2	5.3	30	M6x0.75	16.5	18	26	32.5	16	6	41	50	7300	4760	6500	0.25																			
16	54016SZ	59016SZ	80	60	60	24.2	5.3	30	M6x0.75	16.5	18	26	32.5	16	6	41	50	7300	4760	6500	0.25																			
17	54203SZ	59203SZ	80	60	60	24.2	5.3	30	M6x0.75	16.5	18	26	32.5	16	6	41	50	7300	4760	6500	0.25																			
20	54204SZ	59204SZ	80	60	60	28.5	5.4	30	M6x0.75	15	18	26	33.2	18.2	7	41	50	9850	6580	6200	0.30																			

SHAFT LOCKING WITH ECCENTRIC RING VERSION IN POLYAMIDE - PA -																					
12	54201SZB	59201SZB	80	60	60	28.5	5	30	M6x0.75	16.5	18	26	38.5	22	6	41	50	7300	4760	6500	0.30
15	54202SZB	59202SZB	80	60	60	28.5	5	30	M6x0.75	16.5	18	26	38.5	22	6	41	50	7300	4760	6500	0.30
16	54016SZB	59016SZB	80	60	60	28.5	5	30	M6x0.75	16.5	18	26	38.5	22	6	41	50	7300	4760	6500	0.30
17	54203SZB	59203SZB	80	60	60	28.5	5	30	M6x0.75	16.5	18	26	38.5	22	6	41	50	7300	4760	6500	0.30
20	54204SZB	59204SZB	80	60	60	33.3	5	30	M6x0.75	15	18	26	38.6	23.6	7.5	41	50	9850	6580	6200	0.35

Ø d mm	code version		dimensions (mm)														bearing load ratings		max. radial load capacity on plastic housing PP (N)	weight (Kg)																				
	closed	open	A	B	C	D	E	F	G	H	J	Z	T	m	n	U	V	dynamic C (N)			static Co (N)																			
SHAFT LOCKING WITH GRUB SCREWS VERSION IN POLYPROPYLENE - PP -																																								
12	64201SZ	69201SZ	80	60	60	24.2	5.3	30	M6x0.75	16.5	18	26	32.5	16	6	41	50	7300	4760	3100	0.25																			
15	64202SZ	69202SZ	80	60	60	24.2	5.3	30	M6x0.75	16.5	18	26	32.5	16	6	41	50	7300	4760	3100	0.25																			
16	64016SZ	69016SZ	80	60	60	24.2	5.3	30	M6x0.75	16.5	18	26	32.5	16	6	41	50	7300	4760	3100	0.25																			
17	64203SZ	69203SZ	80	60	60	24.2	5.3	30	M6x0.75	16.5	18	26	32.5	16	6	41	50	7300	4760	3100	0.25																			
20	64204SZ	69204SZ	80	60	60	28.5	5.4	30	M6x0.75	15	18	26	33.2	18.2	7	41	50	9850	6580	3000	0.30																			

SHAFT LOCKING WITH ECCENTRIC RING VERSION IN POLYPROPYLENE - PP -																					
12	64201SZB	69201SZB	80	60	60	28.5	5	30	M6x0.75	16.5	18	26	38.5	22	6	41	50	7300	4760	3100	0.30
15	64202SZB	69202SZB	80	60	60	28.5	5	30	M6x0.75	16.5	18	26	38.5	22	6	41	50	7300	4760	3100	0.30
16	64016SZB	69016SZB	80	60	60	28.5	5	30	M6x0.75	16.5	18	26	38.5	22	6	41	50	7300	4760	3100	0.30
17	64203SZB	69203SZB	80	60	60	28.5	5	30	M6x0.75	16.5	18	26	38.5	22	6	41	50	7300	4760	3100	0.30
20	64204SZB	69204SZB	80	60	60	33.3	5	30	M6x0.75	15	18	26	38.6	23.6	7.5	41	50	9850	6580	3000	0.35

Series SQL right-left



Flange bearing with solid housings series SQL for plain shafts
d 12 - 15 - 16 - 17 - 20 mm



see also... Features: page 124

Lubrication/maintenance: 125

Mounting instructions: 126

Calculation of load capacity and bearing life: 129

Accessories: 120

Chemical resistance: 136

TECHNICAL INFORMATION

- **Resistance to corrosion.**
- **High load capacity.**
- **Good dimensional stability at the maximum indicated temperature**
- **Self-alignment:**
Max misalignment between shaft and housing: 2,5°
- **Low maintenance and trouble-free operation.**
- **Easy Cleaning.**
- **Ball bearing pre-lubricated with long-life grease, which is ideal in applications within humid conditions, water, alkaline or acid solutions.**
- **Concept and design to meet all safety requirements.**
- **Interchangeable :**
Interchangeable with standard cast iron flanged supports.
- **Application in the food, beverage and pharmaceutical industry.**

New line of flange bearings created through new technology which will help equipment builders meet the requirements of the USDA and other government agencies as they relate to the prevention of contamination of food products and the growth of bacteria.

COMPONENTS

- 1 Housing in plastic material.
- 2 Adjustable ball bearing, pre-lubricated by means of grease-nipple or a quick coupler.
- 3 Ball-type grease-nipple.
- 4 Clip-on safety cap (accessory).
Open version achievable by pressing in the shaft against the internal side of the cap.

MAX. RADIAL LOAD CAPACITY OF HOUSING

Values indicated in the table above, are obtained at 23°C.
Strength of housing indicated on page 129.

VERSION IN POLYAMIDE (PA) MATERIALS

- Reinforced polyamide housing.
- High quality ball bearing in chrome steel or stainless steel.
- Grease-nipple in nickel plated brass or stainless steel.
- Safety cap in polypropylene (accessory).

COLOUR

- Bearing support in black.
- Safety cap in yellow.
- For sufficient quantities parts can be produced in different colours.



accessory



series SQL



Plain Shaft

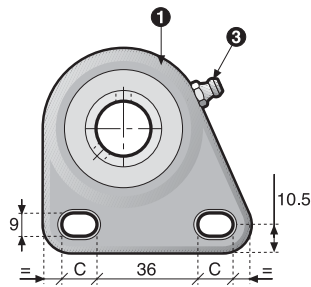


Ø mm

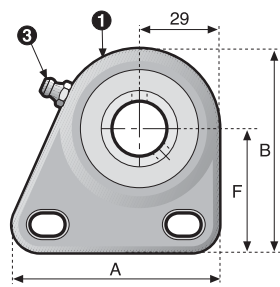


Polyamide

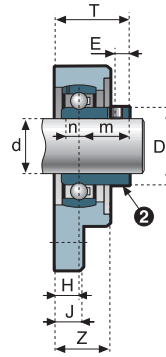
Series **SQL** right-left



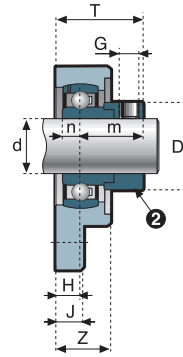
right



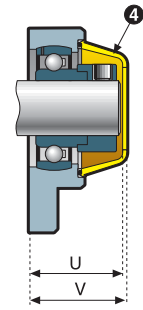
left



version with grub screws



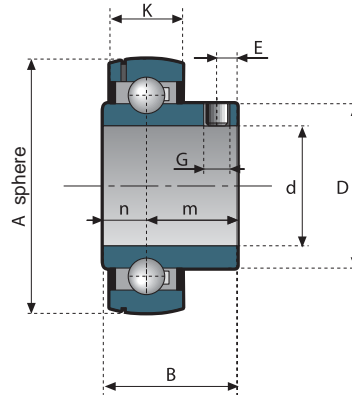
version with eccentric ring



Ø d mm	code version (PA)	safety cap code	dimensions (mm)														bearing load ratings		max. radial load capacity on plastic housing PA (N)	weight (Kg)	
			A	B	C	D	E	F	G	H	J	Z	T	m	n	U	V	dynamic C (N)			static Co (N)
SHAFT LOCKING WITH GRUB SCREWS - RIGHT VERSION																					
12	54201ND	50012	75	75.5	14	24.2	5.3	46.5	M6x0.75	10.5	10	20	26.5	16	6	35	37	7300	4760	6000	0.20
15	54202ND	50012	75	75.5	14	24.2	5.3	46.5	M6x0.75	10.5	10	20	26.5	16	6	35	37	7300	4760	6000	0.20
16	54016ND	50012	75	75.5	14	24.2	5.3	46.5	M6x0.75	10.5	10	20	26.5	16	6	35	37	7300	4760	6000	0.20
17	54203ND	50012	75	75.5	14	24.2	5.3	46.5	M6x0.75	10.5	10	20	26.5	16	6	35	37	7300	4760	6000	0.20
20	54204ND	50012	75	75.5	14	28.5	5.4	46.5	M6x0.75	9	10	20	27.2	18.2	7	35	37	9850	6580	5700	0.25
SHAFT LOCKING WITH ECCENTRIC RING - RIGHT VERSION																					
12	54201NDB	50012	75	75.5	14	28.5	5	46.5	M6x0.75	10.5	10	20	32.5	22	6	35	37	7300	4760	6000	0.23
15	54202NDB	50012	75	75.5	14	28.5	5	46.5	M6x0.75	10.5	10	20	32.5	22	6	35	37	7300	4760	6000	0.23
16	54016NDB	50012	75	75.5	14	28.5	5	46.5	M6x0.75	10.5	10	20	32.5	22	6	35	37	7300	4760	6000	0.23
17	54203NDB	50012	75	75.5	14	28.5	5	46.5	M6x0.75	10.5	10	20	32.5	22	6	35	37	7300	4760	6000	0.23
20	54204NDB	50012	75	75.5	14	33.3	5	46.5	M6x0.75	9	10	20	32.6	23.6	7.5	35	37	9850	6580	5700	0.28
STAINLESS STEEL BEARING (with grub screws) - RIGHT VERSION																					
20	54204ND/SS	50012	75	75.5	14	28.5	5.4	46.5	M6x0.75	9	10	20	27.2	18.2	7.6	35	37	7300	4900	5700	0.25
SHAFT LOCKING WITH GRUB SCREWS - LEFT VERSION																					
12	54201NS	50012	75	75.5	14	24.2	5.3	46.5	M6x0.75	10.5	10	20	26.5	16	6	35	37	7300	4760	6000	0.20
15	54202NS	50012	75	75.5	14	24.2	5.3	46.5	M6x0.75	10.5	10	20	26.5	16	6	35	37	7300	4760	6000	0.20
16	54016NS	50012	75	75.5	14	24.2	5.3	46.5	M6x0.75	10.5	10	20	26.5	16	6	35	37	7300	4760	6000	0.20
17	54203NS	50012	75	75.5	14	24.2	5.3	46.5	M6x0.75	10.5	10	20	26.5	16	6	35	37	7300	4760	6000	0.20
20	54204NS	50012	75	75.5	14	28.5	5.4	46.5	M6x0.75	9	10	20	27.2	18.2	7	35	37	9850	6580	5700	0.25
SHAFT LOCKING WITH ECCENTRIC RING - LEFT VERSION																					
12	54201NSB	50012	75	75.5	14	28.5	5	46.5	M6x0.75	10.5	10	20	32.5	22	6	35	37	7300	4760	6000	0.23
15	54202NSB	50012	75	75.5	14	28.5	5	46.5	M6x0.75	10.5	10	20	32.5	22	6	35	37	7300	4760	6000	0.23
16	54016NSB	50012	75	75.5	14	28.5	5	46.5	M6x0.75	10.5	10	20	32.5	22	6	35	37	7300	4760	6000	0.23
17	54203NSB	50012	75	75.5	14	28.5	5	46.5	M6x0.75	10.5	10	20	32.5	22	6	35	37	7300	4760	6000	0.23
20	54204NSB	50012	75	75.5	14	33.3	5	46.5	M6x0.75	9	10	20	32.6	23.6	7.5	35	37	9850	6580	5700	0.28
STAINLESS STEEL BEARING (with grub screws) - LEFT VERSION																					
20	54204NS/SS	50012	75	75.5	14	28.5	5.4	46.5	M6x0.75	9	10	20	27.2	18.2	7.6	35	37	7300	4900	5700	0.25

The dimension of the housings related to codes printed in bold letters are unified according to international standards.

Standard BALL BEARING with grub screws

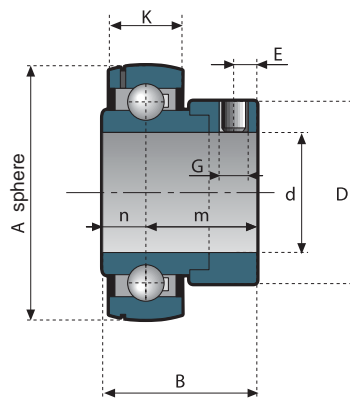


MATERIAL

- Rings and balls in chrome steel.
- Grub screws and protection rings are in steel.
- Seals in metal with vulcanised NBR rubber.

Ø d mm	code	dimensions (mm)								bearing load ratings		weight (Kg)
		A	B	K	D	E	G	m	n	dynamic C (N)	static Co (N)	
12	83438	40	22	12	24.2	5.3	M6	16	6	7300	4760	0.15
15	83439	40	22	12	24.2	5.3	M6	16	6	7300	4760	0.15
16	83440	40	22	12	24.2	5.3	M6	16	6	7300	4760	0.15
17	83441	40	22	12	24.2	5.3	M6	16	6	7300	4760	0.15
20	83219	47	25.2	14	28.5	5.4	M6	18.2	7	9800	6500	0.18
25	83224	52	27	15	34	5.4	M6	19.5	7.5	10800	7800	0.22
30	83225	62	30	16	40	5.9	M6	22	8	15000	11300	0.40
35	83226	72	34.9	17	46.7	7.4	M6	25.4	9.5	19700	15300	0.45
40	83227	80	41.1	18	52.7	8	M8	32.1	9	22400	17900	0.62

Standard BALL BEARING with eccentric ring

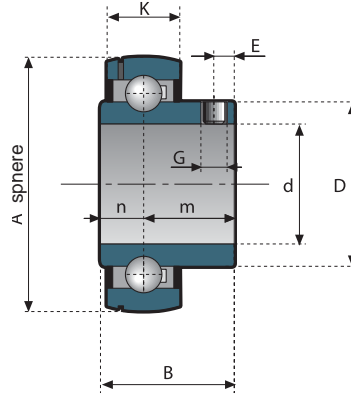


MATERIAL

- Rings and balls in chrome steel.
- Eccentric ring in zinc plated steel.
- Seals in metal with vulcanised NBR rubber.

Ø d mm	code	dimensions (mm)								bearing load ratings		weight (Kg)
		A	B	K	D	E	G	m	n	dynamic C (N)	static Co (N)	
12	83442	40	28	12	28.6	5	M6	22	6	7300	4760	0.21
15	83443	40	28	12	28.6	5	M6	22	6	7300	4760	0.21
16	83444	40	28	12	28.6	5	M6	22	6	7300	4760	0.21
17	83445	40	28	12	28.6	5	M6	22	6	7300	4760	0.21
20	83218	47	31.1	14	33.3	5	M6	23.6	7.5	9800	6500	0.25
25	83220	52	31.1	15	38.1	5	M6	23.6	7.5	10800	7800	0.30
30	83221	62	35.9	16	44.5	6.2	M8	26.9	9	15000	11300	0.48
35	83222	72	39.1	17	55.6	7	M10	29.6	9.5	19700	15300	0.53
40	83223	80	43.9	18	60.3	7	M10	34.9	9	22400	17900	0.70

Stainless Steel BALL BEARING



MATERIAL

- Rings and balls in Stainless steel with Cr+Mo to increase corrosion resistance.

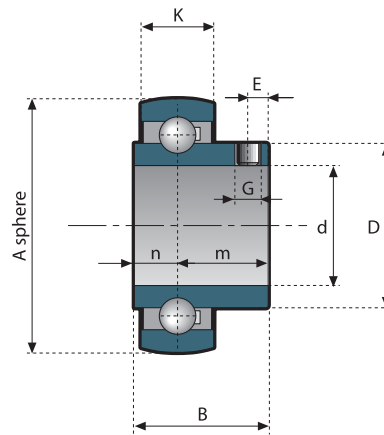
USE

- Everywhere a high resistance to corrosion is required.

Ball bearing ring with two grub screws for shaft tightening. The external surface of the external ring is spheric and suitable for supports series: CL-R, CS-R, SFL, SQL, UCF, UCFA, UCFC, UCFG, UCFH, UCFL, UCFQ, UCFT, UCHA, UCHE, UCP, UCPA, UCT, UFL.

Ø d mm	code	dimensions (mm)								bearing load ratings		weight (Kg)
		A	B	K	D	E	G	m	n	dynamic C (N)	static Co (N)	
20	83263	47	25.8	14	28.5	5.4	M6	18.2	7.6	7300	4900	0.18
25	83232	52	27.3	15	34	5.4	M6	19.8	7.6	8100	5800	0.22
30	83233	62	31.2	16	40	5.9	M6	22.2	9	11250	8400	0.40
35	83234	72	35	17	46.7	7.4	M6	25.4	9.6	14700	11400	0.45
40	83235	80	41.1	18	52.7	8	M8	30.1	11	16800	13400	0.62

Maintenance Free BALL BEARING



MATERIAL

- Rings and balls in chrome steel
- Grub screws and protection rings are in steel.
- Seals in metal with vulcanised NBR rubber.



Ø d mm	code version (PA)	dimensions (mm)								bearing load ratings		weight (Kg)
		A	B	K	D	E	G	m	n	dynamic C (N)	static Co (N)	
20	83955	47	25.2	14	28.5	5.4	M6	18.2	7	9800	6500	0.18
25	83956	52	27	15	34	5.4	M6	19.5	7.5	10800	7800	0.22
30	83929	62	30	16	40	5.9	M6	22	8	15000	11300	0.40
35	83957	72	34.9	17	46.7	7.4	M6	25.4	9.5	19700	15300	0.45
40	83930	80	41.1	18	52.7	8	M8	32.1	9	22400	17900	0.62

"S" lock BALL BEARING

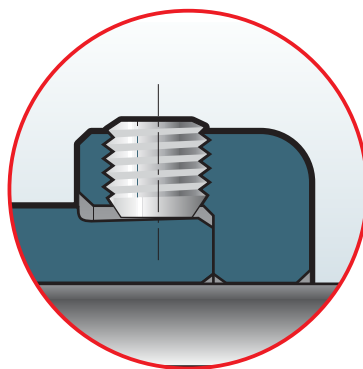
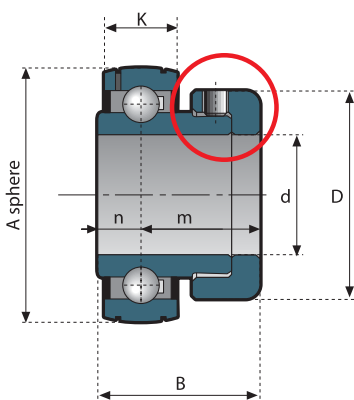
MATERIAL

- Rings and balls in chrome steel
- Seals in metal with vulcanised NBR rubber.

Improved locking system

*Reduces assembly time,
maintenance, replacement
and downtime costs*

- Easier to fit, with no shaft preparation needed
- Simple collar positioning for easy assembly
- Easier removal and replacement
- Safe, simple and secure locking
- Reduced fitting, downtime and replacement costs
- No set screw damage to shaft

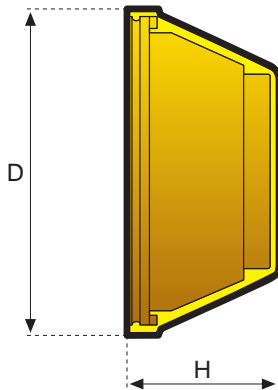


Ø d mm	code	dimensions (mm)						bearing load ratings		weight (Kg)
		A	B	K	D	m	n	dynamic C (N)	static Co (N)	
20	83985	47	31.6	14	39.3	24	7.6	12800	6500	0.20
25	83986	52	33.2	15	44.3	25.6	7.6	14000	7800	0.25
30	83987	62	37	16	50.3	28	9	19500	11300	0.44
35	83988	72	43	17	60.9	33.5	9.6	25700	15300	0.50
40	83989	80	45.1	18	66.9	34.1	11	29100	17900	0.69

SAFETY CAP



type A



Clip-on safety cap
(closed version)

Clip-on safety cap in
polypropylene.

COLOR

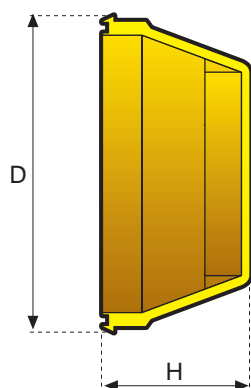
- Safety cap in yellow.
- For sufficient quantities parts can be produced in different colors.

safety cap code	Type	D mm	H mm	support code			
50001	A	80	29.5	50205	50206B	50206V/SS-EC	60205
50001	A	80	29.5	50205B	50206/SS	54206N-EC	60206
50001	A	80	29.5	50205/SS	50206V-EC	54206NB-EC	
50001	A	80	29.5	50206	50206VB-EC	54206N/SS-EC	
50002	A	96	40	50206CL	50207DB	50208D	54208N-EC
50002	A	96	40	50206CLB	50207D/SS	50208DB	54208NB-EC
50002	A	96	40	50206CS	50207G	50208D/SS	54208N/SS-EC
50002	A	96	40	50206CSB	50207GB	50208F	60206K
50002	A	96	40	50206K	50207G/SS	50208FB	60207
50002	A	96	40	50206KB	50207K	50208F/SS	60207D
50002	A	96	40	50206K/SS	50207KB	50208G	60207G
50002	A	96	40	50207	50207K/SS	50208GB	60207K
50002	A	96	40	50207B	50208	50208G/SS	60208
50002	A	96	40	50207/SS	50208B	50208K	60208D
50002	A	96	40	50207CL	50208/SS	50208KB	60208F
50002	A	96	40	50207CLB	50208CL	50208K/SS	60208G
50002	A	96	40	50207CS	50208CLB	50208V-EC	60208K
50002	A	96	40	50207CSB	50208CS	50208VB-EC	
50002	A	96	40	50207D	50208CSB	50208V/SS-EC	
50003A	A	71	34.5	50204A	50205AB	50205S/SS	60204A
50003A	A	71	34.5	50204AB	50205A/SS	50206L	60204L
50003A	A	71	34.5	50204A/SS	50205L	50206LA	60204S
50003A	A	71	34.5	50204L	50205LA	50206LAB	60205A
50003A	A	71	34.5	50204LB	50205LAB	50206LB	60205L
50003A	A	71	34.5	50204L/SS	50205L/SS	50206L/SS	60205LA
50003A	A	71	34.5	50204S	50205LA/SS	50206LA/SS	60205S
50003A	A	71	34.5	50204SB	50205LB	53206A	60206L
50003A	A	71	34.5	50204S/SS	50205S	53206AB	60206LA
50003A	A	71	34.5	50205A	50205SB	53206A/SS	63206A
50004	A	87.5	40.5	50206C	50207C/SS	51208FB	54207NB-EC
50004	A	87.5	40.5	50206CB	50207V-EC	51208L	54207N/SS-EC
50004	A	87.5	40.5	50206C/SS	50207VB-EC	51208LB	60206C
50004	A	87.5	40.5	50206S	50207V/SS-EC	51208S	60206S
50004	A	87.5	40.5	50206SB	50208S	51208SB	60207C
50004	A	87.5	40.5	50206S/SS	50208SB	51208T	60208S
50004	A	87.5	40.5	50207C	50208S/SS	51208TB	
50004	A	87.5	40.5	50207CB	51208F	54207N-EC	
50007	A	62	30	50204V-EC	53205A	54204N-EC	63205A
50007	A	62	30	50204VB-EC	53205AB	54204NB-EC	
50007	A	62	30	50204V/SS-EC	53205A/SS	54204N/SS-EC	
50008	A	56	29.5	50016V-EC	53204A	54201B	54203B
50008	A	56	29.5	50016VB-EC	53204AB	54201N-EC	54203N-EC
50008	A	56	29.5	50201V-EC	53204A/SS	54201NB-EC	54203NB-EC
50008	A	56	29.5	50201VB-EC	54016	54202	54204
50008	A	56	29.5	50202V-EC	54016B	54202B	54204B
50008	A	56	29.5	50202VB-EC	54016N-EC	54202N-EC	54204/SS
50008	A	56	29.5	50203V-EC	54016NB-EC	54202NB-EC	63204A
50008	A	56	29.5	50203VB-EC	54201	54203	64204/SS
50011	A	69.5	32	50205V-EC	50205V/SS-EC	54205NB-EC	
50011	A	69.5	32	50205VB-EC	54205N-EC	54205N/SS-EC	

SAFETY CAP



type B



Clip-on safety cap
(closed version)

Clip-on safety cap in polypropylene.

COLOR

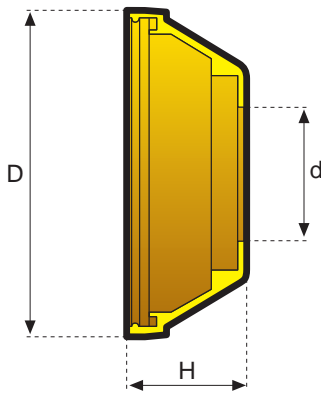
- Safety cap in yellow.
- For sufficient quantities parts can be produced in different colors.

safety cap code	Type	D mm	H mm	support code			
50009	B	58.5	28	50205C	52204T	52205G	54205TN
50009	B	58.5	28	50205CB	52204TB	52205GB	54205TNB
50009	B	58.5	28	50205C/SS	52204T/SS	52205G/SS	54205TN/SS
50009	B	58.5	28	50205V	52205A	52205T	60205C
50009	B	58.5	28	50205VB	52205AB	52205TB	62204A
50009	B	58.5	28	50205V/SS	52205A/SS	52205T/SS	62204E
50009	B	58.5	28	52204A	52205E	53205	62204T
50009	B	58.5	28	52204AB	52205EB	53205B	62205A
50009	B	58.5	28	52204A/SS	52205E/SS	53205/SS	62205E
50009	B	58.5	28	52204E	52205F	54205N	62205T
50009	B	58.5	28	52204EB	52205FB	54205NB	63205
50009	B	58.5	28	52204E/SS	52205F/SS	54205N/SS	
50010	B	76	32	50206CA	52206FA	52207G/SS	60206CA
50010	B	76	32	50206CAB	52206FA/SS	52207T	62206A
50010	B	76	32	50206CA/SS	52206F/SS	52207TB	62206E
50010	B	76	32	50206V	52206FB	52207T/SS	62206T
50010	B	76	32	50206VB	52206FBA	53206	62207A
50010	B	76	32	50206V/SS	52206T	53206B	62207E
50010	B	76	32	50207V	52206TB	53206/SS	62207T
50010	B	76	32	50207VB	52206T/SS	53207	63206
50010	B	76	32	50207V/SS	52207A	53207B	63207
50010	B	76	32	52206A	52207AB	53207/SS	
50010	B	76	32	52206AB	52207A/SS	54206N	
50010	B	76	32	52206A/SS	52207E	54206NB	
50010	B	76	32	52206E	52207EB	54206N/SS	
50010	B	76	32	52206EB	52207E/SS	54207N	
50010	B	76	32	52206E/SS	52207G	54207NB	
50010	B	76	32	52206F	52207GB	54207N/SS	
50011	A	69.5	32	51206F	51206L	51206S	51206T
50011	A	69.5	32	51206FB	51206LB	51206SB	51206TB
50012	B	50	19.5	54016ND	54201NSB	54203ND	54204NS
50012	B	50	19.5	54016NDB	54201S	54203NDB	54204NS/SS
50012	B	50	19.5	54016NS	54201SB	54203NS	54204NSB
50012	B	50	19.5	54016NSB	54202ND	54203NSB	54204S
50012	B	50	19.5	54016S	54202NDB	54203S	54204SB
50012	B	50	19.5	54016SB	54202NS	54203SB	54204S/SS
50012	B	50	19.5	54201ND	54202NSB	54204ND	64204S/SS
50012	B	50	19.5	54201NDB	54202S	54204ND/SS	
50012	B	50	19.5	54201NS	54202SB	54204NDB	
50013	B	50	26.5	50204V	53016	53203	54204NB
50013	B	50	26.5	50204VB	53016B	53203B	54204N/SS
50013	B	50	26.5	50204V/SS	53201	53204	54204/SS
50013	B	50	26.5	52205FA	53201B	53204B	63204
50013	B	50	26.5	52205FA/SS	53202	53204/SS	
50013	B	50	26.5	52205FBA	53202B	54204N	
50014	B	84	28	50208V	53208	54208N	63208
50014	B	84	28	50208V/SS	53208B	54208NB	
50014	B	84	28	50208VB	53208/SS	54208N/SS	
50024	B	42	19	50016V	50203VB	54201TN	54203NB
50024	B	42	19	50016VB	54016N	54201TNB	54203TN
50024	B	42	19	50201V	54016NB	54202N	54203TNB
50024	B	42	19	50201VB	54016TN	54202NB	
50024	B	42	19	50202V	54016TNB	54202TN	
50024	B	42	19	50202VB	54201N	54202TNB	
50024	B	42	19	50203V	54201NB	54203N	
50027	B	67.5	32	52206G	52206GB	52206G/SS	

SAFETY CAP



type A



**Clip-on safety cap
(open version)**

Clip-on safety cap in polypropylene.

COLOR

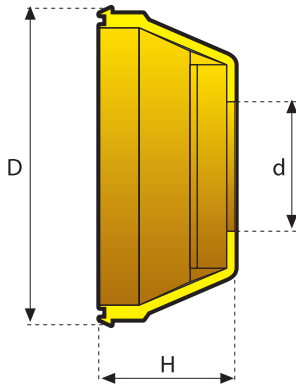
- Safety cap in yellow.
- For sufficient quantities parts can be produced in different colors.

safety cap code	Type	D mm	d mm	H mm	support code			
50001.APE	A	80	32	29.5	50205	50206B	50206V/SS-EC	60205
50001.APE	A	80	32	29.5	50205B	50206/SS	54206N-EC	60206
50001.APE	A	80	32	29.5	50205/SS	50206V-EC	54206NB-EC	
50001.APE	A	80	32	29.5	50206	50206VB-EC	54206N/SS-EC	
50002.APE	A	96	42	40	50206CL	50207DB	50208D	54208N-EC
50002.APE	A	96	42	40	50206CLB	50207D/SS	50208DB	54208NB-EC
50002.APE	A	96	42	40	50206CS	50207G	50208D/SS	54208N/SS-EC
50002.APE	A	96	42	40	50206CSB	50207GB	50208F	60206K
50002.APE	A	96	42	40	50206K	50207G/SS	50208FB	60207
50002.APE	A	96	42	40	50206KB	50207K	50208F/SS	60207D
50002.APE	A	96	42	40	50206K/SS	50207KB	50208G	60207G
50002.APE	A	96	42	40	50207	50207K/SS	50208GB	60207K
50002.APE	A	96	42	40	50207B	50208	50208G/SS	60208
50002.APE	A	96	42	40	50207/SS	50208B	50208K	60208D
50002.APE	A	96	42	40	50207CL	50208/SS	50208KB	60208F
50002.APE	A	96	42	40	50207CLB	50208CL	50208K/SS	60208G
50002.APE	A	96	42	40	50207CS	50208CLB	50208V-EC	60208K
50002.APE	A	96	42	40	50207CSB	50208CS	50208VB-EC	
50002.APE	A	96	42	40	50207D	50208CSB	50208V/SS-EC	
50003A.APE	A	71	36	34.5	50204A	50205A/SS	50206LA	60205A
50003A.APE	A	71	36	34.5	50204AB	50205L	50206LA/SS	60205L
50003A.APE	A	71	36	34.5	50204A/SS	50205LA	50206LAB	60205LA
50003A.APE	A	71	36	34.5	50204L	50205LAB	50206LB	60205S
50003A.APE	A	71	36	34.5	50204LB	50205LA/SS	50206L/SS	60206L
50003A.APE	A	71	36	34.5	50204L/SS	50205LB	53206A	60206LA
50003A.APE	A	71	36	34.5	50204S	50205L/SS	53206AB	63206A
50003A.APE	A	71	36	34.5	50204SB	50205S	53206A/SS	
50003A.APE	A	71	36	34.5	50204S/SS	50205SB	60204A	
50003A.APE	A	71	36	34.5	50205A	50205S/SS	60204L	
50003A.APE	A	71	36	34.5	50205AB	50206L	60204S	
50004.APE	A	87.5	43	40.5	50206C	50207C/SS	51208FB	54207NB-EC
50004.APE	A	87.5	43	40.5	50206CB	50207V-EC	51208L	54207N/SS-EC
50004.APE	A	87.5	43	40.5	50206C/SS	50207VB-EC	51208LB	60206C
50004.APE	A	87.5	43	40.5	50206S	50207V/SS-EC	51208S	60206S
50004.APE	A	87.5	43	40.5	50206SB	50208S	51208SB	60207C
50004.APE	A	87.5	43	40.5	50206S/SS	50208SB	51208T	60208S
50004.APE	A	87.5	43	40.5	50207C	50208S/SS	51208TB	
50004.APE	A	87.5	43	40.5	50207CB	51208F	54207N-EC	
50007.APE	A	62	30	30	50204V-EC	53205A	54204N-EC	63205A
50007.APE	A	62	30	30	50204VB-EC	53205AB	54204NB-EC	
50007.APE	A	62	30	30	50204V/SS-EC	53205A/SS	54204N/SS-EC	
50008.APE	A	56	25	29.5	50016V-EC	53204A	54201B	54203B
50008.APE	A	56	25	29.5	50016VB-EC	53204AB	54201N-EC	54203N-EC
50008.APE	A	56	25	29.5	50201V-EC	53204A/SS	54201NB-EC	54203NB-EC
50008.APE	A	56	25	29.5	50201VB-EC	54016	54202	54204
50008.APE	A	56	25	29.5	50202V-EC	54016B	54202B	54204B
50008.APE	A	56	25	29.5	50202VB-EC	54016N-EC	54202N-EC	54204/SS
50008.APE	A	56	25	29.5	50203V-EC	54016NB-EC	54202NB-EC	63204A
50008.APE	A	56	25	29.5	50203VB-EC	54201	54203	64204/SS

SAFETY CAP



type B



**Clip-on safety cap
(open version)**

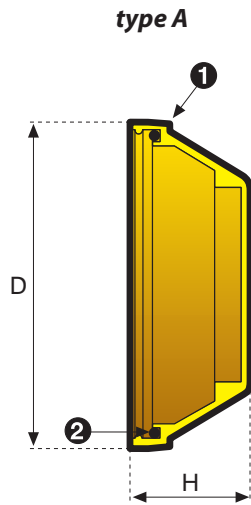
Clip-on safety cap in polypropylene.

COLOR

- Safety cap in yellow.
- For sufficient quantities parts can be produced in different colors.

safety cap code	Type	D mm	d mm	H mm	support code			
50009.APE	B	58.5	28	28	50205C	52204T	52205T	60205C
50009.APE	B	58.5	28	28	50205CB	52204TB	52205TB	62204A
50009.APE	B	58.5	28	28	50205C/SS	52204T/SS	52205T/SS	62204E
50009.APE	B	58.5	28	28	50205V	52205A	53205	62204T
50009.APE	B	58.5	28	28	50205VB	52205AB	53205B	62205A
50009.APE	B	58.5	28	28	50205V/SS	52205A/SS	53205/SS	62205E
50009.APE	B	58.5	28	28	52204A	52205E	54205N	62205T
50009.APE	B	58.5	28	28	52204AB	52205EB	54205NB	63205
50009.APE	B	58.5	28	28	52204A/SS	52205E/SS	54205N/SS	
50009.APE	B	58.5	28	28	52204E	52205F	54205TN	
50009.APE	B	58.5	28	28	52204EB	52205FB	54205TNB	
50009.APE	B	58.5	28	28	52204E/SS	52205F/SS	54205TN/SS	
50010.APE	B	76	40	32	50206CA	52206E/SS	52207EB	54207N
50010.APE	B	76	40	32	50206CAB	52206F	52207E/SS	54207NB
50010.APE	B	76	40	32	50206CA/SS	52206FA	52207T	54207N/SS
50010.APE	B	76	40	32	50206V	52206FA/SS	52207TB	60206CA
50010.APE	B	76	40	32	50206VB	52206FB	52207T/SS	62206A
50010.APE	B	76	40	32	50206V/SS	52206FBA	53206	62206E
50010.APE	B	76	40	32	50207V	52206F/SS	53206B	62206T
50010.APE	B	76	40	32	50207VB	52206T	53206/SS	62207A
50010.APE	B	76	40	32	50207V/SS	52206TB	53207	62207E
50010.APE	B	76	40	32	52206A	52206T/SS	53207B	62207T
50010.APE	B	76	40	32	52206AB	52207A	53207/SS	63206
50010.APE	B	76	40	32	52206A/SS	52207AB	54206N	63207
50010.APE	B	76	40	32	52206E	52207A/SS	54206NB	
50010.APE	B	76	40	32	52206EB	52207E	54206N/SS	
50011.APE	A	69.5	36	32	50205V-EC	51206FB	51206SB	54205NB-EC
50011.APE	A	69.5	36	32	50205VB-EC	51206L	51206T	54205N/SS-EC
50011.APE	A	69.5	36	32	50205V/SS-EC	51206LB	51206TB	
50011.APE	A	69.5	36	32	51206F	51206S	54205N-EC	
50013.APE	B	50	25	26.5	50204V	54016ND	54202NS	54204NDB
50013.APE	B	50	25	26.5	50204VB	54016NDB	54202NSB	54204NS
50013.APE	B	50	25	26.5	50204V/SS	54016NS	54202S	54204NS/SS
50013.APE	B	50	25	26.5	53016	54016NSB	54202SB	54204NSB
50013.APE	B	50	25	26.5	53016B	54016S	54203ND	54204N/SS
50013.APE	B	50	25	26.5	53201	54016SB	54203NDB	54204S
50013.APE	B	50	25	26.5	53201B	54201ND	54203NS	54204/SS
50013.APE	B	50	25	26.5	53202	54201NDB	54203NSB	54204S/SS
50013.APE	B	50	25	26.5	53202B	54201NS	54203S	54204SB
50013.APE	B	50	25	26.5	53203	54201NSB	54203SB	63204
50013.APE	B	50	25	26.5	53203B	54201S	54204N	64204S/SS
50013.APE	B	50	25	26.5	53204	54201SB	54204NB	
50013.APE	B	50	25	26.5	53204B	54202ND	54204ND	
50013.APE	B	50	25	26.5	53204/SS	54202NDB	54204ND/SS	
50014.APE	B	84	44	28	50208V	50208V/SS	53208B	63208
50014.APE	B	84	44	28	50208VB	53208	53208/SS	
50024.APE	B	42	20	19	54016TN	54201TN	54202TN	54203TN
50024.APE	B	42	20	19	54016TNB	54201TNB	54202TNB	54203TNB
50025.APE	B	42	18.5	26	50016V	50202V	54016N	54202N
50025.APE	B	42	18.5	26	50016VB	50202VB	54016NB	54202NB
50025.APE	B	42	18.5	26	50201V	50203V	54201N	54203N
50025.APE	B	42	18.5	26	50201VB	50203VB	54201NB	54203NB
50027.APE	B	67.5	36	32	52206G	52206GB	52206G/SS	

SAFETY CAP



**Clip-on safety cap
(closed version)**

COMPONENTS

- 1 Clip-on safety cap in polypropylene.
- 2 Heavy duty O-Ring in NBR rubber.

COLOR

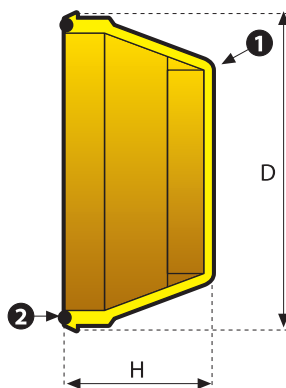
- Safety cap in yellow.
- For sufficient quantities parts can be produced in different colors.

safety cap code	Type	D mm	H mm	support code			
50100	A	80	29.5	50205R	50206RB	50206VRB-EC	54206NRB-EC
50100	A	80	29.5	50205RB	50206RL	50206VRL-EC	54206NRL-EC
50100	A	80	29.5	50206R	50206VR-EC	54206NR-EC	
50101	A	96	40	50206CLBR	50207CSBR	50208CLR	50208NB
50101	A	96	40	50206CLR	50207CSR	50208CLRL	50208NL
50101	A	96	40	50206CLRL	50207CSRL	50208CLRS	50208R
50101	A	96	40	50206CLRS	50207CSRS	50208CSBR	50208RB
50101	A	96	40	50206CSBR	50207M	50208CSBRL	50208RL
50101	A	96	40	50206CSR	50207MB	50208CSR	50208VR-EC
50101	A	96	40	50206CSRL	50207N	50208CSRL	50208VRB-EC
50101	A	96	40	50206CSRS	50207NB	50208CSRS	50208VRL-EC
50101	A	96	40	50206X	50207R	50208FR	54208NR-EC
50101	A	96	40	50206XB	50207RB	50208FRL	54208NRB-EC
50101	A	96	40	50207CLBR	50207X	50208FRB	54208NRL-EC
50101	A	96	40	50207CLR	50207XB	50208M	50208X
50101	A	96	40	50207CLRL	50208CLBR	50208MB	50208XB
50101	A	96	40	50207CLRS	50208CLBRL	50208N	
50102	A	71	34.5	50204AR	50204WB	50205SR	50206AWB
50102	A	71	34.5	50204ARB	50205AR	50205SRB	50206W
50102	A	71	34.5	50204SR	50205ARB	50205W	50206WB
50102	A	71	34.5	50204SRB	50205AW	50205WB	53206AR
50102	A	71	34.5	50204W	50205AWB	50206AW	53206ARB
50103	A	87.5	40.5	50206/OH	50207Y	50208SR	51208SRB
50103	A	87.5	40.5	50206SR	50207YB	50208SRL	54207NR-EC
50103	A	87.5	40.5	50206SRL	50207VR-EC	51208FR	54207NRB-EC
50103	A	87.5	40.5	50206Y	50207VRB-EC	51208FRB	
50103	A	87.5	40.5	50206YB	50208/OH	51208SR	
50104	A	62	30	50204VR-EC	53205AR	54204NR-EC	
50104	A	62	30	50204VRB-EC	53205ARB	54204NRB-EC	
50105	A	56	29.5	50016VR-EC	50203VRB-EC	54201NR-EC	54202ZB
50105	A	56	29.5	50016VRB-EC	53204AR	54201NRB-EC	54203NR-EC
50105	A	56	29.5	50201VR-EC	53204ARB	54201Z	54203NRB-EC
50105	A	56	29.5	50201VRB-EC	54016NR-EC	54201ZB	54203Z
50105	A	56	29.5	50202VR-EC	54016NRB-EC	54202NR-EC	54203ZB
50105	A	56	29.5	50202VRB-EC	54016Z	54202NRB-EC	54204Z
50105	A	56	29.5	50203VR-EC	54016ZB	54202Z	54204ZB
50106	B	58.5	28	50205VR	52204TR	52205FR	53205R
50106	B	58.5	28	50205VRB	52204TRB	52205FRB	53205RB
50106	B	58.5	28	52204AR	52205AR	52205GR	54205NR
50106	B	58.5	28	52204ARB	52205ARB	52205GRB	54205NRB
50106	B	58.5	28	52204ER	52205ER	52205TR	
50106	B	58.5	28	52204ERB	52205ERB	52205TRB	
50107	B	76	32	50206VR	52206ERB	52207ARB	53206RB
50107	B	76	32	50206VRB	52206FR	52207ER	53207R
50107	B	76	32	50206VRL	52206FRA	52207ERB	53207RB
50107	B	76	32	50207VR	52206FRB	52207GR	54206NR
50107	B	76	32	50207VRB	52206FRBA	52207GRB	54206NRB
50107	B	76	32	52206AR	52206TR	52207TR	54206NRL
50107	B	76	32	52206ARB	52206TRB	52207TRB	54207NR
50107	B	76	32	52206ER	52207AR	53206R	54207NRB
50108	A	69.5	32	50205VR-EC	51206FR	51206SR	54205NR-EC
50108	A	69.5	32	50205VRB-EC	51206FRB	51206SRB	54205NRB-EC
50109	B	50	26.5	50204VR	53201RB	54016SZ	54203SZB
50109	B	50	26.5	50204VRB	53202R	54016SZB	54204NR
50109	B	50	26.5	52205FRA	53202RB	54201SZ	54204NRB
50109	B	50	26.5	52205FRBA	53203R	54201SZB	54204SZ
50109	B	50	26.5	53016R	53203RB	54202SZ	54204SZB
50109	B	50	26.5	53016RB	53204R	54202SZB	
50109	B	50	26.5	53201R	53204RB	54203SZ	
50110	B	84	28	50208VR	50208VRL	53208RB	54208NRB
50110	B	84	28	50208VRB	53208R	54208NR	54208NRL
50111	B	42	19	50016VR	50202VR	54016NR	54202NR
50111	B	42	19	50016VRB	50202VRB	54016NRB	54202NRB
50111	B	42	19	50201VR	50203VR	54201NR	54203NR
50111	B	42	19	50201VRB	50203VRB	54201NRB	54203NRB
50112	B	67.5	32	52206GR	52206GBR		

SAFETY CAP



type B



safety cap code	Type	D mm	H mm	support code			
60100	A	80	29.5	60205R	60206R	60206RL	
60100	A	80	29.5	60205RB	60206RB		
60101	A	96	44	60206X	60207R	60208FRL	60208R
60101	A	96	44	60206XB	60207RB	60208M	60208RB
60101	A	96	44	60207M	60207X	60208MB	60208RL
60101	A	96	44	60207MB	60207XB	60208N	60208X
60101	A	96	44	60207N	60208FR	60208NB	60208XB
60101	A	96	44	60207NB	60208FRB	60208NL	
60102	A	71	34.5	60204AR	60204WB	60205SR	60206AWB
60102	A	71	34.5	60204ARB	60205AR	60205SRB	60206W
60102	A	71	34.5	60204SR	60205ARB	60205W	60206WB
60102	A	71	34.5	60204SRB	60205AW	60205WB	63206AR
60102	A	71	34.5	60204W	60205AWB	60206AW	63206ARB
60103	A	87.5	40.5	60206/OH	60206Y	60207YB	60208SRL
60103	A	87.5	40.5	60206SR	60206YB	60208/OH	
60103	A	87.5	40.5	60206SRL	60207Y	60208SR	
60104	A	62	30.5	63205AR	63205ARB		
60105	A	56	29.5	63204AR	64016ZB	64202Z	64203ZB
60105	A	56	29.5	63204ARB	64201Z	64202ZB	64204Z
60105	A	56	29.5	64016Z	64201ZB	64203Z	64204ZB
60106	B	58.5	28	62204AR	62204TR	62205ER	63205R
60106	B	58.5	28	62204ARB	62204TRB	62205ERB	63205RB
60106	B	58.5	28	62204ER	62205AR	62205TR	
60106	B	58.5	28	62204ERB	62205ARB	62205TRB	
60107	B	76	32	62206AR	62206TR	62207ER	63206R
60107	B	76	32	62206ARB	62206TRB	62207ERB	63206RB
60107	B	76	32	62206ER	62207AR	62207TR	63207R
60107	B	76	32	62206ERB	62207ARB	62207TRB	63207RB
60109	B	50	26.5	63016R	63202RB	64016SZ	64202SZB
60109	B	50	26.5	63016RB	63203R	64016SZB	64203SZ
60109	B	50	26.5	63201R	63203RB	64201SZ	64203SZB
60109	B	50	26.5	63201RB	63204R	64201SZB	64204SZ
60109	B	50	26.5	63202R	63204RB	64202SZ	64204SZB
60110	B	84	28	63208R	63208RB		

Clip-on safety cap (closed version)

COMPONENTS

- 1 Clip-on safety cap in polypropylene.
- 2 Heavy duty O-Ring in VITON.

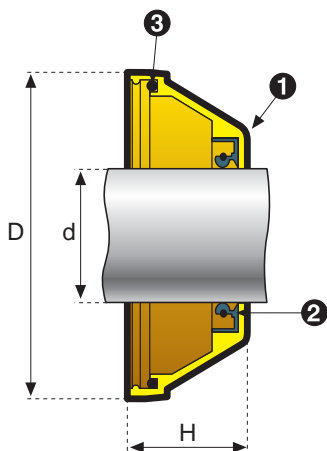
COLOR

- Safety cap in yellow.
- For sufficient quantities parts can be produced in different colors.

SAFETY CAP



type A



Clip-on safety cap
(open version)

COMPONENTS

- 1 Clip-on safety cap in polypropylene.
- 2 Rotary shaft seal ring with extra dust protection lip in NBR rubber.
- 3 Heavy duty O-Ring in NBR rubber.

COLOR

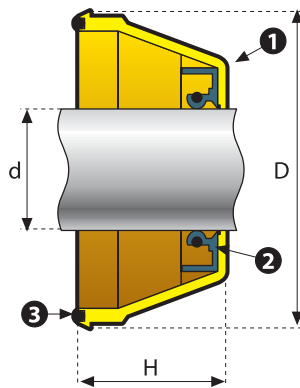
- Safety cap in yellow.
- For sufficient quantities parts can be produced in different colors.

safety cap code	Type	d mm	D mm	H mm	support code			
50051	A	25	80	29.5	55205R	55205RB		
50052	A	30	80	29.5	55206R	55206VR-EC	59206NR-EC	
50052	A	30	80	29.5	55206RB	55206VRB-EC	59206NRB-EC	
50052	A	30	80	29.5	55206RL	55206VRL-EC	59206NRL-EC	
50053	A	30	96	40	55206CLRB	55206CRL	55206CSRL	55206XB
50053	A	30	96	40	55206CLRL	55206CSBR	55206CSRS	
50053	A	30	96	40	55206CLRS	55206CSR	55206X	
50054	A	35	96	40	55207CLBR	55207CSBR	55207M	55207R
50054	A	35	96	40	55207CLR	55207CSR	55207MB	55207RB
50054	A	35	96	40	55207CLRL	55207CSRL	55207N	55207X
50054	A	35	96	40	55207CLRS	55207CSRS	55207NB	55207XB
50055	A	40	96	40	55208CLBR	55208CSRL	55208NB	55208X
50055	A	40	96	40	55208CLBRL	55208CSRS	55208NL	55208XB
50055	A	40	96	40	55208CLR	55208FR	55208R	59208NR-EC
50055	A	40	96	40	55208CLRL	55208FRB	55208RB	59208NRB-EC
50055	A	40	96	40	55208CLRS	55208FRL	55208RL	59208NRL-EC
50055	A	40	96	40	55208CSBR	55208M	55208VR-EC	
50055	A	40	96	40	55208CSBRL	55208MB	55208VRB-EC	
50055	A	40	96	40	55208CSR	55208N	55208VRL-EC	
50056	A	20	71	34.5	55204AR	55204SR	55204W	
50056	A	20	71	34.5	55204ARB	55204SRB	55204WB	
50057	A	25	71	34.5	55205AR	55205AW	55205SR	55205W
50057	A	25	71	34.5	55205ARB	55205AWB	55205SRB	55205WB
50058	A	30	71	34.5	55206AW	55206W	58206AR	
50058	A	30	71	34.5	55206AWB	55206WB	58206ARB	
50059	A	30	87.5	40.5	55206/OH	55206SRL	55206YB	
50059	A	30	87.5	40.5	55206SR	55206Y		
50060	A	35	87.5	40.5	55207Y	55207VR-EC	59207NR-EC	
50060	A	35	87.5	40.5	55207YB	55207VRB-EC	59207NRB-EC	
50061	A	25	62	30	58205AR	58205ARB		
50062	A	20	56	29.5	58204AR	58204ARB	59204Z	59204ZB
50063	A	40	87.5	40.5	55208/OH	55208SRL	56208FRB	56208SRB
50063	A	40	87.5	40.5	55208SR	56208FR	56208SR	
50064	A	12	56	29.5	55201VR-EC	59201NR-EC	59201Z	
50064	A	12	56	29.5	55201VRB-EC	59201NRB-EC	59201ZB	
50065	A	15	56	29.5	55202VR-EC	59202NR-EC	59202Z	
50065	A	15	56	29.5	55202VRB-EC	59202NRB-EC	59202ZB	
50066	A	16	56	29.5	55016VR-EC	59016NR-EC	59016Z	
50066	A	16	56	29.5	55016VRB-EC	59016NRB-EC	59016ZB	
50067	A	17	56	29.5	55203VR-EC	59203NR-EC	59203Z	
50067	A	17	56	29.5	55203VRB-EC	59203NRB-EC	59203ZB	
50068	A	20	62	30	55204VR-EC	55204VRB-EC	59204NR-EC	59204NRB-EC
50069	A	25	69.5	32	55205VR-EC	55205VRB-EC	59205NR-EC	59205NRB-EC
50072	A	20	58.5	28	57204AR	57204ER	57204TR	
50072	A	20	58.5	28	57204ARB	57204ERB	57204TRB	
50073	B	25	58.5	28	55205VR	57205ER	57205GR	58205R
50073	B	25	58.5	28	55205VRB	57205ERB	57205GRB	58205RB
50073	B	25	58.5	28	57205AR	57205FR	57205TR	59205NR
50073	B	25	58.5	28	57205ARB	57205FRB	57205TRB	59205NRB
50074	B	30	76	32	55206VR	57206ARB	57206FRB	58206RB
50074	B	30	76	32	55206VRB	57206ER	57206TR	59206NR
50074	B	30	76	32	55206VRL	57206ERB	57206TRB	59206NRB
50074	B	30	76	32	57206AR	57206FR	58206R	59206NRL
50075	B	35	76	32	55207VR	57207ER	57207TR	59207NR
50075	B	35	76	32	55207VRB	57207ERB	57207TRB	59207NRB
50075	B	35	76	32	57207AR	57207GR	58207R	
50075	B	35	76	32	57207ARB	57207GRB	58207RB	
50076	A	30	69.5	32	56206FR	56206FRB	56206SR	56206SRB
50077	B	12	50	26.5	58201R	58201RB	59201SZ	59201SZB
50078	B	15	50	26.5	58202R	58202RB	59202SZ	59202SZB
50079	B	16	50	26.5	58016R	58016RB	59016SZ	59016SZB
50080	B	17	50	26.5	58203R	58203RB	59203SZ	59203SZB
50081	B	20	50	26.5	55204VR	57205FRBA	59204HR	59204NRB
50081	B	20	50	26.5	55204VRB	58204R	59204HRB	59204SZ
50081	B	20	50	26.5	57205FRA	58204RB	59204NR	59204SZB
50082	B	40	84	28	55208QR	55208VRB	58208RB	59208NRL
50082	B	40	84	28	55208QRB	55208VRL	59208NR	
50082	B	40	84	28	55208VR	58208R	59208NRB	
50083	B	12	42	26	55201VR	55201VRB	59201NR	59201NRB
50084	B	15	42	26	55202VR	55202VRB	59202NR	59202NRB
50085	B	16	42	26	55016VR	55016VRB	59016NR	59016NRB
50086	B	17	42	26	55203VR	55203VRB	59203NR	59203NRB
50087	B	30	67.5	32	57206GR	57206GRB		
50088	B	25	76	32	57206FRA	57206FRBA		

SAFETY CAP



type B



**Clip-on safety cap
(open version)**

COMPONENTS

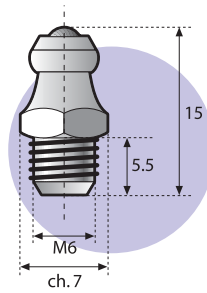
- 1 Clip-on safety cap in polypropylene.
- 2 Rotary shaft seal ring with extra dust protection lip in VITON.
- 3 Heavy duty O-Ring in VITON.

COLOR

- Safety cap in yellow.
- For sufficient quantities parts can be produced in different colors.

safety cap code	Type	d mm	D mm	H mm	support code			
60051	A	25	80	29.5	65205R	65205RB		
60052	A	30	80	29.5	65206R	65206RB	65206RL	
60053	A	30	96	44	65206X	65206XB		
60054	A	35	96	44	65207M	65207N	65207R	65207X
60054	A	35	96	44	65207MB	65207NB	65207RB	65207XB
60055	A	40	96	44	65208FR	65208MB	65208R	65208XB
60055	A	40	96	44	65208FRB	65208NB	65208RB	
60055	A	40	96	44	65208FRL	65208NB	65208RL	
60055	A	40	96	44	65208M	65208NL	65208X	
60056	A	20	71	34.5	65204AR	65204SR	65204W	
60056	A	20	71	34.5	65204ARB	65204SRB	65204WB	
60057	A	25	71	34.5	65205AR	65205AW	65205SR	65205W
60057	A	25	71	34.5	65205ARB	65205AWB	65205SRB	65205WB
60058	A	30	71	34.5	65206AW	65206W	68206AR	
60058	A	30	71	34.5	65206AWB	65206WB	68206ARB	
60059	A	30	87.5	40.5	65206/OH	65206SRL	65206YB	
60059	A	30	87.5	40.5	65206SR	65206Y		
60060	A	35	87.5	40.5	65207Y	65207YB		
60061	A	25	62	30.5	68205AR	68205ARB		
60062	A	20	56	29.5	68204AR	68204ARB	69204Z	69204ZB
60063	A	40	87.5	40.5	65208/OH	65208SR	65208SRL	
60064	A	12	56	29.5	69201Z	69201ZB		
60065	A	15	56	29.5	69202Z	69202ZB		
60066	A	16	56	29.5	69016Z	69016ZB		
60067	A	17	56	29.5	69203Z	69203ZB		
60072	B	20	58.5	28	67204AR	67204ER	67204TR	
60072	B	20	58.5	28	67204ARB	67204ERB	67204TRB	
60073	B	25	58.5	28	67205AR	67205ER	67205TR	68205R
60073	B	25	58.5	28	67205ARB	67205ERB	67205TRB	68205RB
60074	B	30	76	32	67206AR	67206ER	67206TR	68206R
60074	B	30	76	32	67206ARB	67206ERB	67206TRB	68206RB
60075	B	35	76	32	67207AR	67207ER	67207TR	68207R
60075	B	35	76	32	67207ARB	67207ERB	67207TRB	68207RB
60077	B	12	50	26.5	68201R	68201RB	69201SZ	69201SZB
60078	B	15	50	26.5	68202R	68202RB	69202SZ	69202SZB
60079	B	16	50	26.5	68016R	68016RB	69016SZ	69016SZB
60080	B	17	50	26.5	68203R	68203RB	69203SZ	69203SZB
60081	B	20	50	26.5	68204R	68204RB	69204SZ	69204SZB
60082	B	40	84	28	68208R	68208RB		

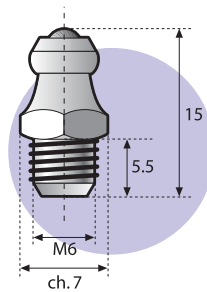
ACCESSORIES



Ball-Type grease-nipple M6

MATERIAL
nickel plated brass

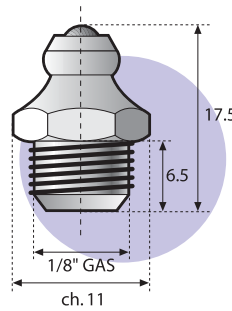
Code 50019



Ball-Type grease-nipple M6

MATERIAL
stainless steel AISI 304

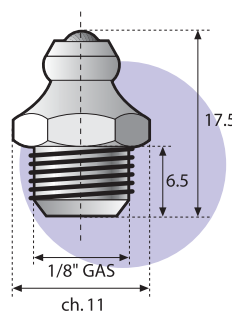
Code 50020



Ball-Type grease-nipple 1/8" gas

MATERIAL
nickel plated brass

Code 50021

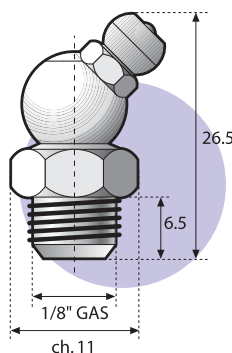


Ball-Type grease-nipple 1/8" gas

MATERIAL
stainless steel AISI 304

Code 50022

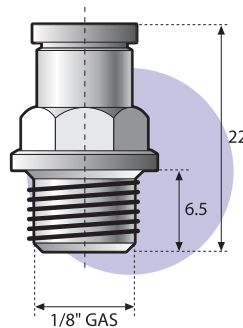
ACCESSORIES



**Ball-Type
grease-nipple
45° degree**

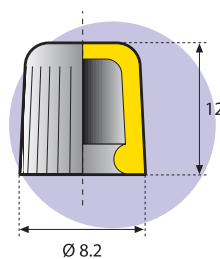
MATERIAL
nickel plated brass

Code 50023



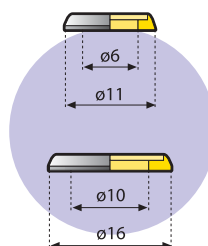
**Rapid coupling
thread 1/8" gas
for Ø tube 4 mm**

Code 50005



**Cap for ball grease
nipple**

Code 50006



**Washer for
grease nipple M6**

MATERIAL
Polyethylene yellow

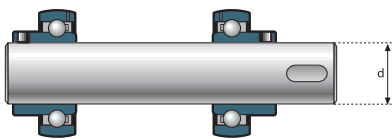
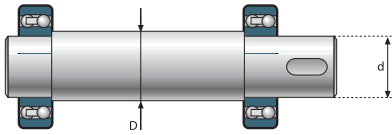
Code 50015

**Washer for
grease nipple 1/8" gas**

MATERIAL
Polyethylene yellow

Code 50018

FEATURES



SHOULDERED SHAFTS

Series F supports have been designed:

- To be adaptable to shaft deflections.
- To resist chemical agents.
- To support radial loads.


PLAIN SHAFTS

Supports for shafts with constant diameter (plain) have main characteristics:

- Compensation for mistakes in alignment.
- Adaptability to shaft deflections.
- Resistance against chemical agents.
- Support of radial loads.
- Support of light axial loads.
- High load capacity.

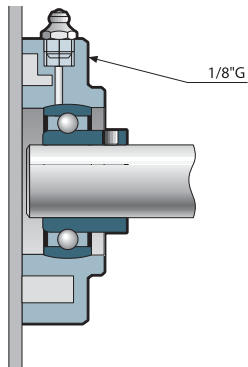
FEATURES

- "Bearing Line" supports guarantee a high reliability.
- Modern technology used in all phases of workmanship and first quality materials ensure a quality product.
- "Bearing Line" supports can be used in most applications. The main advantages are their light weight, their resistance against chemical agents and corrosion, their mechanical strength, their easy cleaning, and their safety features.



This picture shows the support surface of one of our supports (1) compared with the surface of cast iron supports (2 - 3) of well known brands.

LUBRICATION AND MAINTENANCE



All "Bearing Line" supports are normally supplied with grease-nipple (picture 1). In the table you find the grease-nipple corresponding to their support. If the support is uneasy to reach, or in case of centralized lubrication, a rapid coupling joint (Cod. 50005) for tube in Rilsan Ø4 mm is available (picture 2).

TYPE OF LUBRICANT

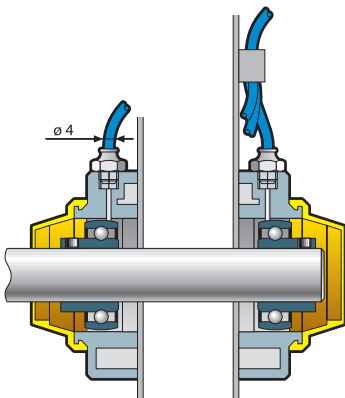
The recommended lubricant is grease with lithium soap (consistency 2¹/₂ or 3) which is water resistant and can be used with temperatures from -20° C to + 120° C.

PRE-LUBRICATION

Initial lubrication is only recommended for supports series F1200 - FC 1200. Lips of seals must be lubricated during assembly, in order to avoid damage during the first revolutions of the shaft.

RE-LUBRICATION

Bearing supports must be lubricated while moving, so that grease can cover the whole surface of balls. Grease must be introduced slowly, often and in small quantities.



LUBRICATION INTERVAL

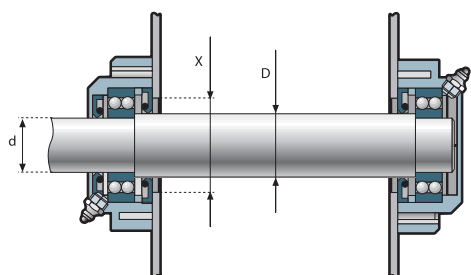
Lubrication periods depend on use conditions of bearing supports. Dust, humidity, load, temperature significantly affect the length of time between re-lubrication. The table shows indicative values for re-lubrication periods.

Support type	Grease-nipple type
F/FC	1/8" GAS
SFL/SFL-Z	M6
UCF/UCF-R	1/8" GAS
UCFC/UCFC-Y	1/8" GAS
UCFH/UCFH-R	M6
UCFL/UCFL-W	1/8" GAS
UCHA/UCHA-R	M6
UCHE/UCHE-R	M6
UCP/UCP-R	M6
UCPA/UCPA-R	M6
UCT/UCT-R	M6
UFL/UFL-Z	M6
US/US-R	M6
UCFQ/UCFQ-R	M6
CS/CS-R	M6
CL/CL-R	M6
UCFT	M6
UCFA/UCFA-R	M6
UCFG/UCFG-R	M6
SQL	M6

Use conditions	temperature	re-lubrication period
clean	up to 50 °C	1 - 2 years
clean	50 ÷ 70 °C	4 - 8 months
clean	70 ÷ 100 °C	1 - 3 months
dirty	up to 70 °C	2 - 8 weeks
dirty	70 ÷ 100 °C	2 - 4 weeks
humid + wet	-	1 - 2 weeks

MOUNTING INSTRUCTIONS

FLANGED BEARING SUPPORTS FOR SHOULDERED SHAFTS

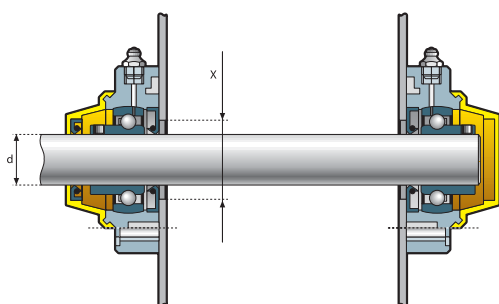


Dimension "X" must be maintained to obtain tightness of supports.

Dimensions shaft/bore

<i>d mm</i>	<i>D mm</i>	<i>X mm</i>
25	30	35 ÷ 45
30	35	45 ÷ 55
35	40	50 ÷ 60
40	45	55 ÷ 70

FLANGED BEARING SUPPORTS FOR PLAIN SHAFTS



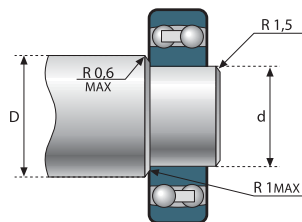
Dimension "X" must be maintained using supports with seals.

<i>d mm</i>	<i>X mm</i>
12	20 ÷ 35
15	20 ÷ 35
16	22 ÷ 35
17	22 ÷ 35
20	30 ÷ 42

<i>d mm</i>	<i>X mm</i>
25	35 ÷ 45
30	45 ÷ 55
35	50 ÷ 60
40	55 ÷ 70

MOUNTING INSTRUCTIONS

FLANGED BEARING SUPPORTS FOR SHOULDERED SHAFTS



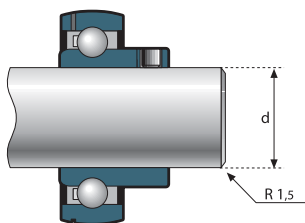
The drawing shows some values that must be carefully maintained.

Diameter "d" near the bearing must have a tolerance between -0,02 mm and -0,05 mm.

With heavy radial loads the coupling must be slightly forced.

*Coupling
shaft/support*

FLANGED BEARING SUPPORTS FOR PLAIN SHAFTS

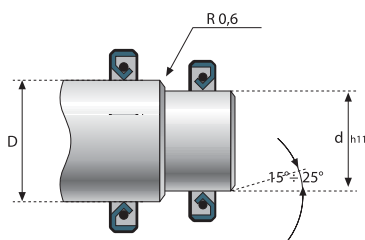


Both ends of the shaft must be made round in order to simplify assembly of supports.

Tolerance of shaft depends on diameter and number of revolutions.

Low speeds	Average speed	High speeds
h 9	h 8	h 7

FLANGED BEARING SUPPORTS FOR SHOULDERED SHAFTS



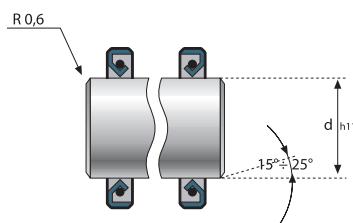
The drawing shows chamfers and radii necessary to mount supports with seals correctly.

The shaft surface must be smooth and without defects.

Seal lips and shaft must be well lubricated before assembly.

*Coupling
shaft/seals*

FLANGED BEARING SUPPORTS FOR PLAIN SHAFTS

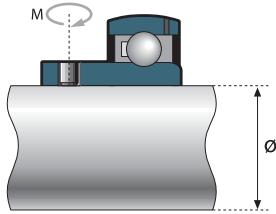


The drawing shows chamfers and radii necessary to mount supports with seals correctly.

The shaft surface must be smooth and without defects.

Seal lips and shaft must be well lubricated before assembly.

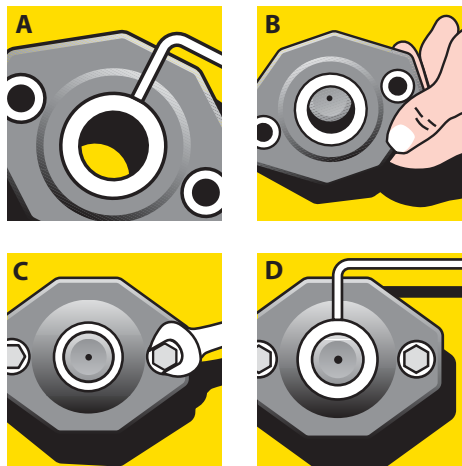
MOUNTING INSTRUCTIONS



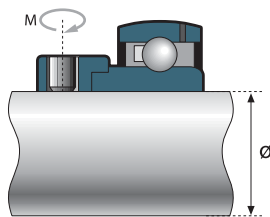
LOCKING WITH GRUB SCREWS

In case of low speed and normal load we suggest grub screws should be tightened according to the values shown in the table. A more effective tightening can be achieved fixing the grub screws to a hole in the shaft during assembly.

Ø	Grub screw size	Recommended driving torque	Set screw maximum axial load
	G (mm)	M (Nm)	F (N)
12-15-16-17-20-25	M6x0.75	5.7	2500
30	M6x0.75	5.7	2500
45	M6x0.75	5.7	2500
40	M8x1.00	12.4	3500



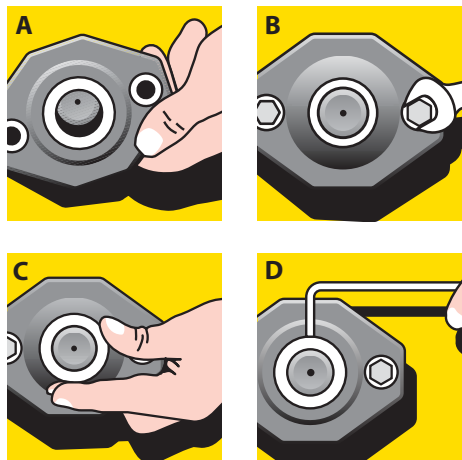
- A. Unscrew the grub screws in order to free the bearing hole.
- B. Insert the bearing on the shaft.
- C. Tighten bolts on both sides.
- D. Tighten screws according to recommended driving torque.



LOCKING WITH ECCENTRIC RING

Locking may be achieved rotating the ring. The ring has a blind hole that simplifies the locking between bearing and shaft. The grub screw prevents the ring from releasing the shaft. Recommended maximum driving torque is shown in the table.

Ø	Grub screw size	Recommended driving torque	Set screw maximum axial load
	G (mm)	M (Nm)	F (N)
12-15-16-17-20-25	M6x0.75	5.7	2500
30	M8x1.00	12.4	3500
45	M10x1.25	23.1	5000
40	M10x1.25	23.1	5000



- A. Insert bearing and housing on the shaft.
- B. Tighten bolts on both sides.
- C. Insert and block the eccentric ring.
- D. Tighten the ring screws according to recommended driving torque.

CALCULATION

OF LOAD CAPACITY AND BEARING LIFE

Choice of bearing dimensions

F_s	working conditions
1	Normal working conditions
1,5	Insert subject to vibrations or shocks
2 ÷ 2,5	Noiseless applications.

LOAD COEFFICIENTS

Dynamic load coefficient C is used for calculating life of bearings under dynamic loads. Static load coefficient C_o is used for bearings running at very low speeds or remaining still under load. Load coefficients are shown in the supports tables.

BEARING LIFE UNDER DYNAMIC LOADS

Life of bearing is the number of revolutions, or the number of hours, bearings can run without showing any sign of damage or deterioration in any of their components.

Basic life can be calculated with the following formula:

$$L_{10} = \left(\frac{C}{P} \right)^3$$

where: L_{10} = life in millions of revolutions.
 C = dynamic load coefficient in N.
 P = equivalent dynamic load in N.

When bearings run at constant speed, their life can be determined in working hours:

$$L_{10h} = \frac{1.000.000}{60 n} \left(\frac{C}{P} \right)^3$$

where: L_{10h} = life in hours.
 n = speed in rpm.

STATIC LOAD CAPACITY

Bearings dimensions are based on static load coefficient C_o , and not on their life, in the following cases:

- when bearings are not running and are subject to shocks.
- when bearings are subject to slow oscillation under load.

Equivalent static load can be calculated with the following formula:

$$P_o = X_o F_r + Y_o F_a$$

where: P_o = equivalent static load.
 X_o = radial static factor.
 Y_o = axial static factor.
 F_r = radial load in N.
 F_a = axial load in N.

(See calculation of equivalent load)

Then calculate $f_s = \frac{C_o}{P_o}$

where: f_s = static load safety factor.
 C_o = static load coefficient in N.
 P_o = equivalent static load in N.

If f_s value is less than value shown in the table, an insert with a higher C_o must be chosen.

CALCULATION

OF LOAD CAPACITY AND BEARING LIFE

SUPPORTS SERIES F - FC

DYNAMIC LOAD (RADIAL)

$$P = F_r$$

where: P = equivalent dynamic load in N.
 F_r = radial load in N.

COMBINED DYNAMIC LOAD (RADIAL + AXIAL)

$$P = F_r + Y_1 F_a \quad \text{with} = \frac{F_a}{F_r} \leq e$$

where: P = equivalent dynamic load in N.
 F_r = radial load in N.
 F_a = axial load in N.
 Y = axial load factor.

$$P = 0,65F_r + Y_2 F_a \quad \text{with} = \frac{F_a}{F_r} > e$$

(See table below)

COMBINED STATIC LOAD (RADIAL + AXIAL)

$$P_o = F_r + Y_o F_a$$

where: P_o = equivalent static load in N.
 F_r = radial load in N.
 F_a = axial load in N.
 Y = axial load factor.

(See table below)

SUPPORTS SERIES UC - UF

DYNAMIC LOAD (RADIAL)

$$P = F_r$$

where: P = equivalent dynamic load in N.
 F_r = radial load in N.

COMBINED DYNAMIC LOAD (RADIAL + AXIAL)

$$P = XF_r + YF_a$$

where: P = equivalent dynamic load in N.
 F_r = radial load in N.
 F_a = axial load in N.
 X = radial load factor.
 Y = axial load factor.

(See table below)

COMBINED STATIC LOAD (RADIAL + AXIAL)

$$P_o = 0,6F_r + 0,5F_a$$

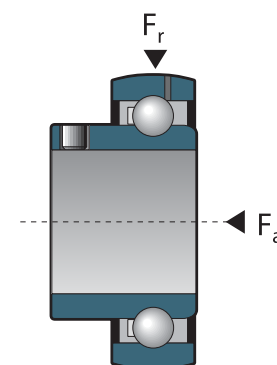
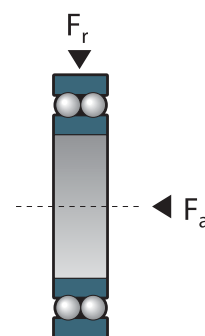
where: P_o = equivalent static load in N.
 F_r = radial load in N.
 F_a = axial load in N.

If $P_o < F_r$ then consider $P_o = F_r$

IMPORTANT: $F_a \leq 20\% C$

- Calculate F_a/C_o ratio
- Compare result with value e
- Use X and Y factors in relation to F_a/C_o ratio and to value.

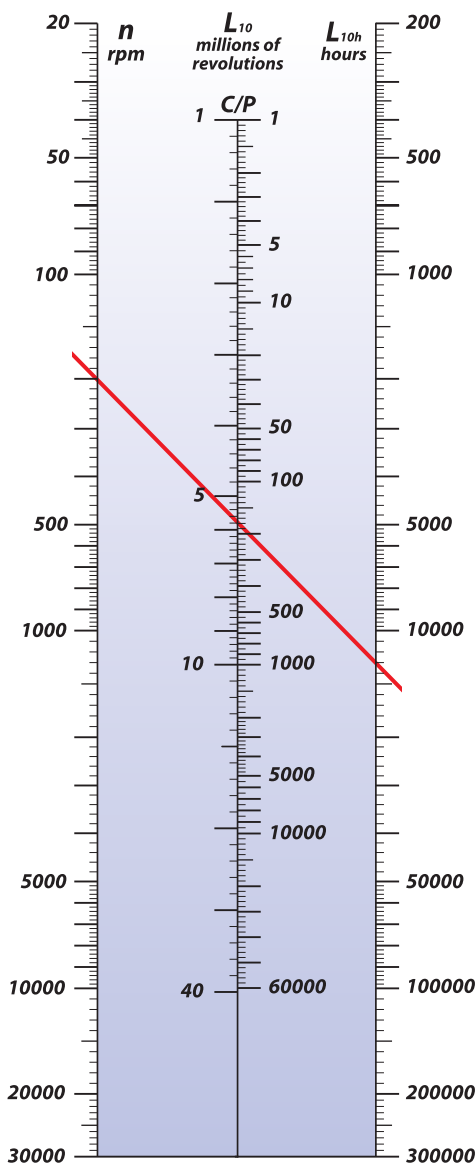
Calculation of equivalent load



Bearing type	e	Y_o	Y_1	Y_2
1205	0.28	2.4	2.3	3.5
1206	0.24	2.8	2.6	4.1
1207	0.23	2.9	2.7	4.2
1208	0.22	3.0	2.9	4.4

Calculation factors					
F_a/C_o	e	$F_a/F_r \leq e$		$F_a/F_r > e$	
		X	Y	X	Y
0.025	0.22	1	0	0.56	2
0.04	0.24	1	0	0.56	18
0.07	0.27	1	0	0.56	16
0.13	0.31	1	0	0.56	14
0.25	0.37	1	0	0.56	12
0.5	0.44	1	0	0.56	1

CALCULATION OF LOAD CAPACITY AND BEARING LIFE



Bearing life can be determined in relation to the revolutions per minute (**rpm**) and the **C/P** ratio, as shown in the graph below:

Bearing life

HOW TO USE THE GRAPH

data: $n = 200 \text{ rpm}$ $P = 4000 \text{ N}$
 $C = 22400 \text{ N}$ $C_o = 17900 \text{ N}$

calculate $C/P = \frac{22400}{4000} = 5,6$

results: $L_{10} \cong 180$ millions of revolutions
 $L_{10h} \cong 15.000$ hours

CALCULATION EXAMPLE

Using calculation formulae previously shown it is possible to solve this calculation example with the help of the graph:

$n = 200 \text{ rpm}$ $P = 4000 \text{ N}$
 $C = 22400 \text{ N}$ $C_o = 17900 \text{ N}$

$$L_{10} = \left(\frac{C}{P} \right)^3 = \left(\frac{22400}{4000} \right)^3 =$$

= 175,6 millions of revolutions

$$L_{10h} = \frac{1.000.000}{60 n} \left(\frac{C}{P} \right)^3 = \frac{1.000.000}{60 \cdot 200} \left(\frac{22400}{4000} \right)^3 =$$

= 14.635 hours

◀ Graph for life calculation

Shaft d mm	Speeds for shaft tolerances				
	h6	h7	h8	h9	h11
LIMITING SPEEDS - SHAFT TOLERANCE					
	rpm				
12	9500	6000	4300	1500	950
15	9500	6000	4300	1500	950
16	9500	6000	4300	1500	950
17	9500	6000	4300	1500	950
20	8500	5300	3800	1300	850
25	7000	4500	3200	1000	700
30	6300	4000	2800	900	630
35	5300	3400	2200	750	530
40	4800	3000	1900	670	480

Limiting speeds

PRODUCTION PROGRAM

Series F							
d 25		13000	(6200)	12000	(5800)	3500	(3100)
30		12000	(5600)	11200	(5300)	3500	(3100)
35		11500	(5300)	10000	(5000)	3200	(3000)
40	mm	11500	(5000)	10000	(4700)	3200	(3000)

Series FC							
d 30		13000	(6000)	12000	(5800)	3500	(3000)
35	mm	12800	(6000)	11000	(5300)	3200	(3000)

Series SFL / SFL-Z							
d 12-15-16-17		7000	3200	6500	3000	3000	2000
20	mm	6200	2900	6000	2800	2800	1800

Series SQL							
d 12-15-16-17		6500	(-)	6000	(-)	2800	(-)
20	mm	5800	(-)	5300	(-)	2500	(-)

Series UCFQ / UCFQ-R							
d 12 - 15 - 16 - 17		12000	(-)	12000	(-)	3500	(-)
20		12500	(-)	11500	(-)	3200	(-)
25		12500	(-)	11500	(-)	3200	(-)
30		12800	(-)	11000	(-)	3200	(-)
35		12300	(-)	10500	(-)	3000	(-)
40	mm	12000	(-)	10000	(-)	3000	(-)

Series UCF / UCF-R							
d 20 - 25		13000	(6200)	12000	(5800)	3500	(3100)
30		13000	(6000)	12000	(5800)	3500	(3100)
35		12800	(6000)	11000	(5300)	3200	(3000)
40	mm	12500	(5800)	10800	(5100)	3200	(3000)

MAX. RADIAL LOAD CAPACITY OF HOUSINGS




Values indicated in the table above, are obtained at 23° C.




Values indicated in: N.




Values of polyamide version (values of polypropylene versions in brackets).




For further information please consult catalogue pages regarding bearing type you are interested in.




PRODUCTION PROGRAM





Series UCFT			
d 12-15-16-17 25 mm	7000 (-) (-)	7300 (-) (-)	3200 (-) (-)

Series UFL / UFL-Z			
d 12-15-16-17 20 mm	6200 (3200) 5800 (2900)	6500 (3000) 6000 (2800)	3000 (2000) 2800 (1800)


Series UCFH / UCFH-R			
d 12 - 15 - 16 - 17 20	6500 (-) 7000 (-)	7000 (-) 7500 (-)	3200 (-) 3000 (-)
25	7500 (-)	8000 (-)	2800 (-)
30	8000 (-)	8800 (-)	2600 (-)
35 mm	8500 (-)	9000 (-)	2600 (-)

Series UCFL / UCFL-W			
d 20	6900 (3200)	7500 (3500)	3800 (3200)
25	6750 (2950)	7200 (3000)	3500 (3100)
30	12000 (5800)	13000 (6000)	3200 (3000)
35	11000 (5300)	12800 (6000)	3200 (3000)
40 mm	10800 (5100)	12850 (5800)	3000 (2800)


Series UCFC / UCFC-Y			
d 25			
30	13000 (6000)	12000 (5800)	3200 (3000)
35 mm	12800 (6000)	11000 (5300)	3200 (3000)


Series UCP / UCP-R				
d 12 -15-16-17	6500 (2000)	2000 (1000)	3500 (1500)	1000 (600)
20	8500 (3200)	2600 (1600)	4200 (2000)	1200 (800)
25	10000 (3600)	3100 (1600)	5000 (2100)	1500 (1000)
30	12000 (5500)	3500 (1800)	6000 (2400)	1700 (1200)
35	12500 (6000)	3700 (2000)	6500 (2600)	1800 (1300)
40 mm	13000 (5800)	4000 (2200)	7000 (3200)	1900 (1400)

MAX. RADIAL LOAD CAPACITY OF HOUSINGS





 Values indicated in the table above, are obtained at 23° C.




 Values indicated in: N.





 Values of polyamide version (values of polypropylene versions in brackets).





 For further information please consult catalogue pages regarding bearing type you are interested in.





PRODUCTION PROGRAM





Series UCFA / UCFA-R					
d 20		8000 (-)	2000 (-)	2500 (-)	1000 (-)
25		8500 (-)	3000 (-)	3000 (-)	1300 (-)
30	mm	9000 (-)	3500 (-)	3500 (-)	1500 (-)

Series UCFG / UCFG-R				
d 20		12000 (-)	10000 (-)	2800 (-)
25		12500 (-)	11000 (-)	3200 (-)
30	mm	12800 (-)	11500 (-)	3200 (-)


Series UCPA / UCPA-R					
d 20		6500 (3000)	2000 (1000)	4000 (1600)	1000 (700)
25		7800 (3200)	2500 (1400)	4800 (1800)	1300 (900)
30	mm	11000 (4000)	2900 (1500)	5700 (2000)	1500 (1000)

Series UCT / UCT-R					
d 20		7800 (3200)	2500 (1400)	4800 (1800)	1000 (700)
25		6500 (3000)	2000 (1000)	4000 (1600)	1300 (900)
30		12000 (5500)	3500 (1800)	6000 (2400)	1500 (1000)
35	mm	10000 (3600)	2900 (1500)	5500 (2000)	1700 (1200)


Series UCHA / UCHA-R					
d 20		10000 (3600)	2500 (1400)	4800 (1800)	1000 (700)
25		8500 (3200)	2000 (1000)	4000 (1600)	1300 (900)
30		14000 (6500)	3500 (1800)	6000 (2400)	1500 (1000)
35	mm	12000 (5500)	2900 (1500)	5500 (2000)	1700 (1200)


Series UCHE / UCHE-R					
d 20		10000 (3600)	2500 (1400)	4800 (1800)	1000 (700)
25		8500 (3200)	2000 (1000)	4000 (1600)	1300 (900)
30		14000 (6500)	3500 (1800)	6000 (2400)	1500 (1000)
35	mm	12000 (5500)	2900 (1500)	5500 (2000)	1700 (1200)

MAX. RADIAL LOAD CAPACITY OF HOUSINGS

 Values indicated in the table above, are obtained at 23° C.

 Values indicated in: N.

 Values of polyamide version (values of polypropylene versions in brackets).

 For further information please consult catalogue pages regarding bearing type you are interested in.

CHEMICAL RESISTANCE

Data shown in the table was taken from laboratory tests performed on unstrained samples and are merely indicative.

Chemical resistance under normal working conditions can depend on various factors, such as stress and temperature, concentration of the chemical agent and duration of its effects.

CHEMICAL AGENT	Polyamide		Polypropylene		Acetal resin		Polyethylene		Nickel plated brass		Rubber				Stainless steel				
	PA		PP		POM		PE		OT.NI.		NBR		VITON		AISI 304				
	C	%	C	%	C	%	C	%	C	%	C	%	C	%	C	%			
TECHNICAL INFORMATION																			
	Note	23°C	Note	23°C	Note	23°C	Note	23°C	Note	23°C	Note	23°C	Note	23°C	Note	23°C			
Acetic acid	S	10	★	40	●	5	★	10	●	○		★	20	★	20	●			
Acetone		100	●		●		○		●		●		★		★	25	●		
Acrylonitrile		100	●		●								★		★				
Aluminium chloride	S	10	●		○							S	●	S	SA	●	○		
Aluminium sulphate	S	10	●		●				●			S	●	S	SA	●			
Amyl alcohol		100	●		●				●						●		●		
Ammonia		10	●		30	●	S		●		★	S	○	S	○	100	●		
Ammonium chloride	S	10	●	S	10	●						S	●	S	SA	●	○		
Aniline		100	○		●				3	●			★		●		●		
Barium chloride	S	10	●		●							S	●	S	●		○		
Beer			●		●		●		●		●		●		●		●		
Benzene					●		●		○							70	○		
Benzic acid	S	SA	○		SA	●						S	●	S	●	100	●		
Benzol		100	●		○		●		○		●		★		○		●		
Boric acid	S	10	●		SA	●			SA	●		S	●	S	SA	●	SA	●	
Brine			○		○				●								○		
Butter			●		●		●		●		●		●		●		●		
Butyl acetate		100	●		○										★				
Butyl alcohol		100	●		●								○		●		●		
Butyl glycole		100	●		●														
Calcium chloride	S	10	●	S	50	●			SA	●		●	S	●	S	SA	●	○	
Carbon sulphide		100	●		●		●						★		●		●		
Carbon tetrachloride			●		★		●				●		★		●		10	●	
Chlorine water					★		★		★								★		
Chloroform		100	★		○		★		★		●		★		●		●		
Chromic acid	S	1	○									S	★		50	●	10	●	
Citric acid	S	10	○		10	●		○		●		★	S	●	S	SA	●	25	●
Cyclohexane		100	●		●								●		●		●		
Cyclohexanol		100	●		●								●		●		●		
Decalin			●		○								○		★				
Dioxane			●		○								★						
Distilled water			●		●		●		●		●				★		●		
Ethyl acetate		100	●		●								★		●		○		
Ethyl alcohol		96	●		96	●	●						○		○		10	●	
Ethyl chloride		100	●		★				○			○	○		★		●		
Ethyl ether		100	●		●										●		●		
Ferric chloride	S	10	●		●							S	●	S	SA	●	○		
Food fats			●				●		●				●		●		●		
Food oils			●		●		●		●				●		●		●		
Formaldehyde	S	30	●	S	40	●		●	○		●		○		40	★	100	●	
Formic acid	S	10	★				10	★	10	★		●		★	○		★		
Freon 12	L		●												●		●		
Fresh water			●		●		●		●				●		●		●		
Fruit juice			●		●		●		●				●		●		○		
Gasoline			●		○				○		○		○		●		●		
Glycerine			●		●		●		●		●		●		●		●		
Hydrochloric acid	S	10	★	S	30	●		35	★		35	●	○	S	○	37	●	★	
Hydrofluoric acid	S	40	★		40	●			70	●				★	48	●	★		
Hydrogen peroxide	S	3	★									S	★		90	●	●		
Isopropyl alcohol			●		●										●		●		
Lactic acid	S	10	●	S	20	●		●			★	S	●		●		○		
Linseed oil			●		●		●		●				●		●		●		

CHEMICAL RESISTANCE

Data shown in the table was taken from laboratory tests performed on unstrained samples and are merely indicative.

Chemical resistance under normal working conditions can depend on various factors, such as stress and temperature, concentration of the chemical agent and duration of its effects.

CHEMICAL AGENT	Polyamide		Polypropylene		Acetal resin		Polyethylene		Nickel plated brass		Rubber		Stainless steel			
	PA		PP		POM		PE		OT.NI.		NBR		VITON		AISI 304	
	C	% 23°C	C	% 23°C	C	% 23°C	C	% 23°C	C	% 23°C	C	% 23°C	C	% 23°C	C	% 23°C

TECHNICAL INFORMATION																	
Magnesium chloride	S	10	●	S	SA	●						S	●	S	SA	●	○
Methyl acetate		100	●			●							★			★	○
Methyl alcohol		100	●				●				●		○		○		80 ●
Methylene chloride		100	●			○	★			○			★		○		○
Milk			●			●					●		●		●		●
Mineral oil			●			●				●			●		●		●
Nitric acid		10	★	S		●	5 ●	5 ○				S	10 ★		70 ●		65 ●
Nitrobenzene		100	○			●							★		○		
Oleic acid		100	●			●				○			○		○		●
Oxalic acid	S	10	○	S	50	●						S	○	S		●	65 ●
Paraffin							●			●							
Petroleum			●			●				★		●		●		●	●
Petroleum ether			●			●						●		★		●	●
Phenol	S		★			●							★		●		●
Phosphoric acid	S	10	★		85	●	10 ★	95 ●		★		S	20 ○		85 ●		★
Potassium bichromate	S	5	○	S	10	●						S	○	S	SA	●	
Potassium bromide	S	10	●		SA	●						S	●	S		●	
Potassium hydroxide	S	10	●		50	●	25 ★	25 ●				S	○	S		●	50 ●
Potassium permanganate		1	★	S		●						S	★	S		●	●
Sea water			●			●		○		●			●		●		●
Silicone oil			●			●							●		●		●
Silver nitrate			●	S	20	●						S	○	S		●	○
Sodium carbonate		10	●	S	SA	●		●		●		S	●	S		●	100 ●
Sodium chloride	S	10	●	S	SA	●		●		●		S	●	S	SA	●	○
Sodium hydroxide	S	10	●									S	○				●
Sodium hypochlorite	S		●	S	20	●		★		●		S	★		5 ●		★
Sodium silicate			●									S	●		●		100 ●
Sodium sulphate	S	10	●									S	●	S		●	100 ●
Soft drinks			●			●		●					●		●		●
Suds	S		●			●		●				S	●		●		●
Sulphuric acid	S	10	★		98	●	40 ★	40 ○		●		S	★		95 ●		★
Tartaric acid			●	S	10	●		30 ○		●		★	S	●		●	50 ●
Tetrahydrofuran			●			○							★		★		
Tetralin			●			★							★		●		★
Tincture of iodine			★			●			●		★		★		●		○
Toluol			●			●							★		○		
Transformer oil			●			○							●		●		
Trichloroethylene			○			○							★		●		★
Triethanolamin			●			●							★		★		
Turpentine							★		★								●
Vaseline			●							○			●		●		●
Vegetable juice			●			●		●		●			●		●		●
Vegetable oils			●			●		●		●			●		●		●
Vinegar			●			●		●		●			○		★		●
Water and soap			●			●		●		●			●		●		●
Whisky			●			●							●		●		●
Wine			●			●		●		●			●		●		●
Xylol			●			★		●		○			○		★		●

ABBREVIATION

C = concentration SA = saturated ● = Good resistance. ★ = Insufficient resistance (not recommended).
 L = liquid S = solution ○ = Fairly good resistance depending on use conditions Blank spaces = No tests performed

INDEX

Code	Page	Code	Page	Code	Page	Code	Page	Code	Page	Code	Page	Code	Page
LIST OF CODES													
50001	112	50063	118	50203VRB	30	50205VR	30	50206VRL-EC	33	50208CLB	59	51205	27
50001.APE	114	50064	118	50203VR-EC	31	50205VRB	30	50206V/SS	29	50208CLBR	61	51205A	27
50002	112	50065	118	50203VRB-EC	31	50205VR-EC	31	50206V/SS-EC	29	50208CLBRL	63	51206	27
50002.APE	114	50066	118	50204A	21	50205VRB-EC	31	50206W	47	50208CLR	61	51206C	71
50003	112	50067	118	50204A/SS	21	50205V/SS	29	50206WB	47	50208CLRL	63	51206F	35
50003A	112	50068	118	50204AB	21	50205V/SS-EC	29	50206X	47	50208CLRS	61	51206FB	35
50003A.APE	114	50069	118	50204AR	23	50205W	47	50206XB	47	50208CS	39	51206FR	37
50004	112	50072	118	50204ARB	23	50205WB	47	50206Y	69	50208CSB	39	51206FRB	37
50004.APE	114	50073	118	50204L	45	50206	21	50206YB	69	50208CSBR	41	51206L	35
50005	121	50074	118	50204L/SS	45	50206/SS	21	50207	21	50208CSBRL	43	51206LB	35
50006	121	50075	118	50204LB	45	50206AW	47	50207B	21	50208CSR	41	51206S	35
50007	112	50076	118	50204S	21	50206AWB	47	50207C	67	50208CSRL	43	51206SB	35
50007.APE	114	50077	118	50204S/SS	21	50206B	21	50207C/SS	67	50208CSRS	41	51206SR	37
50008	112	50078	118	50204SB	21	50206C	67	50207CB	67	50208/OH	23	51206SRB	37
50008.APE	114	50079	118	50204SR	23	50206C/SS	67	50207CL	59	50208B	21	51206T	35
50009	113	50080	118	50204SRB	23	50206CA	67	50207CLB	59	50208D	45	51206TB	35
50009.APE	115	50081	118	50204V	29	50206CA/SS	67	50207CLBR	61	50208D/SS	45	51207	27
50010	113	50082	118	50204VB	29	50206CAB	67	50207CLR	61	50208DB	45	51207C	71
50010.APE	115	50083	118	50204V-EC	29	50206CB	67	50207CLRRL	63	50208F	21	51208	27
50011	113	50084	118	50204VB-EC	29	50206CL	59	50207CLRS	61	50208F/SS	21	51208F	35
50011.APE	115	50085	118	50204VR	30	50206CLB	59	50207CS	39	50208FB	21	51208FB	35
50012	113	50086	118	50204VRB	30	50206CLBR	61	50207CSB	39	50208FR	23	51208FR	37
50013	113	50087	118	50204VR-EC	31	50206CLR	61	50207CSBR	41	50208FRB	23	51208FRB	37
50013.APE	115	50088	118	50204VRB-EC	31	50206CLRL	63	50207CSR	41	50208FRL	25	51208L	35
50014	113	50100	116	50204V/SS	29	50206CLRS	61	50207CSRL	43	50208G	21	51208LB	35
50014.APE	115	50101	116	50204V/SS-EC	29	50206CS	39	50207CSRS	41	50208G/SS	21	51208S	35
50015	121	50102	116	50204W	47	50206CSB	39	50207D	45	50208GB	21	51208SB	35
50016V	29	50103	116	50204WB	47	50206CSBR	41	50207D/SS	45	50208K	45	51208SR	37
50016VB	29	50104	116	50205	21	50206CSR	41	50207DB	45	50208K/SS	45	51208SRB	37
50016V-EC	29	50105	116	50205A	21	50206CSRL	43	50207G	21	50208KB	45	51208T	35
50016VB-EC	29	50106	116	50205A/SS	21	50206CSRS	41	50207G/SS	21	50208M	47	51208TB	35
50016VR	30	50107	116	50205AB	21	50206K	45	50207GB	21	50208MB	47	52204A	93
50016VRB	30	50108	116	50205AR	23	50206K/SS	45	50207K	45	50208N	23	52204A/SS	93
50016VR-EC	31	50109	116	50205ARB	23	50206KB	45	50207K/SS	45	50208NB	23	52204AB	93
50016VRB-EC	31	50110	116	50205AW	47	50206L	45	50207KB	45	50208NL	25	52204AR	95
50018	121	50111	116	50205AWB	47	50206L/SS	45	50207M	47	50208R	23	52204ARB	95
50019	120	50112	116	50205B	21	50206LA	45	50207MB	47	50208RB	23	52204E	97
50020	120	50201V	29	50205C	67	50206LA/SS	45	50207N	23	50208RL	25	52204E/SS	97
50021	120	50201VB	29	50205C/SS	67	50206LAB	45	50207NB	23	50208S	21	52204EB	97
50022	120	50201V-EC	29	50205CB	67	50206LB	45	50207R	23	50208/SS	21	52204ER	99
50023	121	50201VB-EC	29	50205L	45	50206/OH	23	50207RB	23	50208S/SS	21	52204ERB	99
50024	113	50201VR	30	50205L/SS	45	50206R	23	50207/SS	21	50208SB	21	52204T	89
50024.APE	115	50201VRB	30	50205LA	45	50206RB	23	50207V	29	50208SR	23	52204T/SS	89
50025.APE	115	50201VR-EC	31	50205LA/SS	45	50206RL	25	50207VB	29	50208SRL	25	52204TB	89
50027	113	50201VRB-EC	31	50205LAB	45	50206S	21	50207V-EC	29	50208V	29	52204TR	91
50027.APE	115	50202V	29	50205LB	45	50206S/SS	21	50207VB-EC	29	50208VB	29	52204TRB	91
50051	118	50202VB	29	50205R	23	50206SB	21	50207VR	30	50208V-EC	29	52205A	93
50052	118	50202V-EC	29	50205RB	23	50206SR	23	50207VRB	30	50208VB-EC	29	52205A/SS	93
50053	118	50202VB-EC	29	50205S	21	50206SRL	25	50207VR-EC	31	50208VR	30	52205AB	93
50054	118	50202VR	30	50205SB	21	50206V	29	50207VRB-EC	31	50208VRB	30	52205AR	95
50055	118	50202VRB	30	50205SR	23	50206VB	29	50207V/SS	29	50208VR-EC	31	52205ARB	95
50056	118	50202VR-EC	31	50205SRB	23	50206V-EC	29	50207V/SS-EC	29	50208VRB-EC	31	52205E	97
50057	118	50202VRB-EC	31	50205/SS	21	50206VB-EC	29	50207X	47	50208VRL	33	52205E/SS	97
50058	118	50203V	29	50205S/SS	21	50206VR	30	50207XB	47	50208VRL-EC	33	52205EB	97
50059	118	50203VB	29	50205V	29	50206VRB	30	50207Y	69	50208V/SS	29	52205ER	99
50060	118	50203V-EC	29	50205VB	29	50206VR-EC	31	50207YB	69	50208V/SS-EC	29	52205ERB	99
50061	118	50203VB-EC	29	50205V-EC	29	50206VRB-EC	31	50208	21	50208X	47	52205F	81
50062	118	50203VR	30	50205VB-EC	29	50206VRL	33	50208CL	59	50208XB	47	52205F/SS	81

INDEX

Code	Page	Code	Page	Code	Page	Code	Page	Code	Page	Code	Page	Code	Page
LIST OF CODES													
52205FA	81	52207G	85	53207B	73	54202ND	105	54204S/SS	101	55201VRB	30	55206WB	47
52205FA/SS	81	52207G/SS	85	53207R	75	54202NDB	105	54204SB	101	55201VR-EC	31	55206X	47
52205FB	81	52207GB	85	53207RB	75	54202NR	54	54204SZ	103	55201VRB-EC	31	55206XB	47
52205FBA	81	52207GR	87	53208	73	54202NRB	54	54204SZB	103	55202VR	30	55206Y	69
52205FR	83	52207GRB	87	53208/SS	73	54202NR-EC	55	54204Z	51	55202VRB	30	55206YB	69
52205FRA	83	52207T	89	53208B	73	54202NRB-EC	55	54204ZB	51	55201VR-EC	31	55207CLBR	61
52205FRB	83	52207T/SS	89	53208R	75	54202NS	105	54205N	53	55202VRB-EC	31	55207CLR	61
52205FRBA	83	52207TB	89	53208RB	75	54202NSB	105	54205NB	53	55203VR	30	55207CLRL	63
52205G	85	52207TR	91	54016	49	54202S	101	54205N-EC	53	55203VRB	30	55207CLRS	61
52205G/SS	85	52207TRB	91	54016B	49	54202SB	101	54205NB-EC	53	55203VR-EC	31	55207CSBR	41
52205GB	85	53016	73	54016N	53	54202SZ	103	54205NR	54	55203VRB-EC	31	55207CSR	41
52205GR	87	53016B	73	54016NB	53	54202SZB	103	54205NRB	54	55204AR	23	55207CSRL	43
52205GRB	87	53016R	75	54016NB-EC	53	54202TN	65	54205NR-EC	55	55204ARB	23	55207CSRS	41
52205T	89	53016RB	75	54016ND	105	54202TNB	65	54205NRB-EC	55	55204SR	23	55207M	47
52205T/SS	89	53201	73	54016NDB	105	54202Z	51	54205N/SS	53	55204SRB	23	55207MB	47
52205TB	89	53201B	73	54016N-EC	53	54202ZB	51	54205N/SS-EC	53	55204VR	30	55207N	23
52205TR	91	53201R	75	54016NR	54	54203	49	54205TN	65	55204VRB	30	55207NB	23
52205TRB	91	53201RB	75	54016NRB	54	54203B	49	54205TN/SS	65	55204VR-EC	31	55207R	23
52206A	93	53202	73	54016NR-EC	55	54203N	53	54205TNB	65	55204VRB-EC	31	55207RB	23
52206A/SS	93	53202B	73	54016NRB-EC	55	54203NB	53	54206N	53	55204W	47	55207VR	30
52206AB	93	53202R	75	54016NS	105	54203N-EC	53	54206NB	53	55204WB	47	55207VRB	30
52206AR	95	53202RB	75	54016NSB	105	54203NB-EC	53	54206N-EC	53	55205AR	23	55207VR-EC	31
52206ARB	95	53203	73	54016S	101	54203ND	105	54206NB-EC	53	55205ARB	23	55207VRB-EC	31
52206E	97	53203B	73	54016SB	101	54203NDB	105	54206NR	54	55205AW	47	55207X	47
52206E/SS	97	53203R	75	54016SZ	103	54203NR	54	54206NRB	54	55205AWB	47	55207XB	47
52206EB	97	53203RB	75	54016SZB	103	54203NRB	54	54206NR-EC	55	55205R	23	55207Y	69
52206ER	99	53204	73	54016TN	65	54203NR-EC	55	54206NRB-EC	55	55205RB	23	55207YB	69
52206ERB	99	53204/SS	73	54016TNB	65	54203NRB-EC	55	54206NRL	57	55205SR	23	55208/OH	23
52206F	81	53204A	77	54016Z	51	54203NS	105	54206NRL-EC	57	55205VR	30	55208CLBR	61
52206F/SS	81	53204A/SS	77	54016ZB	51	54203NSB	105	54206N/SS	53	55205VRB	30	55208CLBRL	63
52206FA	81	53204AB	77	54201	49	54203S	101	54206N/SS-EC	53	55205VR-EC	31	55208CLR	61
52206FA/SS	81	53204AR	79	54201B	49	54203SB	101	54207N	53	55205VRB-EC	31	55208CLRL	63
52206FB	81	53204ARB	79	54201N	53	54203SZ	103	54207NB	53	55205W	47	55208CLRS	61
52206FBA	81	53204B	73	54201NB	53	54203SZB	103	54207N-EC	53	55205WB	47	55208CSBR	41
52206FR	83	53204R	75	54201N-EC	53	54203TN	65	54207NB-EC	53	55206/OH	23	55208CSBRL	43
52206FRA	83	53204RB	75	54201NB-EC	53	54203TNB	65	54207NR	54	55206AW	47	55208CSR	41
52206FRB	83	53205	73	54201ND	105	54203Z	51	54207NRB	54	55206AWB	47	55208CSRL	43
52206FRBA	83	53205/SS	73	54201NDB	105	54203ZB	51	54207NR-EC	55	55206CLBR	61	55208CSRS	41
52206G	85	53205A	77	54201NR	54	54204	49	54207NRB-EC	55	55206CLR	61	55208FR	23
52206G/SS	85	53205A/SS	77	54201NRB	54	54204/SS	49	54207N/SS	53	55206CLRL	63	55208FRB	23
52206GB	85	53205AB	77	54201NR-EC	55	54204B	49	54207N/SS-EC	53	55206CLRS	61	55208FRL	25
52206GR	87	53205AR	79	54201NRB-EC	55	54204N	53	54208N	53	55206CSBR	41	55208M	47
52206GRB	87	53205ARB	79	54201NS	105	54204N/SS	53	54208NB	53	55206CSR	41	55208MB	47
52206T	89	53205B	73	54201NSB	105	54204NB	53	54208N-EC	53	55206CSRL	43	55208N	23
52206T/SS	89	53205R	75	54201S	101	54204N-EC	53	54208NB-EC	53	55206CSRS	41	55208NB	23
52206TB	89	53205RB	75	54201SB	101	54204NB-EC	53	54208NR	54	55206R	23	55208NL	25
52206TR	91	53206	73	54201SZ	103	54204ND	105	54208NRB	54	55206RB	23	55208R	23
52206TRB	91	53206/SS	73	54201SZB	103	54204ND/SS	105	54208NR-EC	55	55206RL	25	55208RB	23
55207A	93	53206A	77	54201TN	65	54204NDB	105	54208NRB-EC	55	55206SR	23	55208RL	25
52207A/SS	93	53206A/SS	77	54201TNB	65	54204NR	54	54208NRL	57	55206SRB	23	55208SR	23
52207AB	93	53206AB	77	54201Z	51	54204NRB	54	54208NRL-EC	57	55206SRL	25	55208SRL	25
52207AR	95	53206AR	79	54201ZB	51	54204NR-EC	55	54208N/SS	53	55206VR	30	55208VR	30
52207ARB	95	53206ARB	79	54202	49	54204NRB-EC	55	54208N/SS-EC	53	55206VRB	30	55208VRB	30
52207E	97	53206B	73	54202B	49	54204NS	105	55016VR	30	55206VR-EC	31	55208VR-EC	31
52207E/SS	97	53206R	75	54202N	53	54204NSB	105	55016VRB	30	55206VRB-EC	31	55208VRB-EC	31
52207EB	97	53206RB	75	54202NB	53	54204N/SS-EC	53	55201VR-EC	31	55206VRL	33	55208VRL	33
52207ER	99	53207	73	54202N-EC	53	54204NS/SS	105	55016VRB-EC	31	55206VRL-EC	33	55208VRL-EC	33
52207ERB	99	53207/SS	73	54202NB-EC	53	54204S	101	55201VR	30	55206W	47	55208X	47

INDEX

Code	Page	Code	Page	Code	Page	Code	Page	Code	Page	Code	Page	Code	Page
LIST OF CODES													
55208XB	47	58202R	75	59204Z	51	60110	117	60207X	47	62206TR	91	64203ZB	51
56205	27	58202RB	75	59204ZB	51	60204A	21	60207XB	47	62206TRB	91	64204/SS	49
56205A	27	58203R	75	59205NR	54	60204AR	23	60207Y	69	62207A	93	64204S/SS	101
56206	27	58203RB	75	59205NRB	54	60204ARB	23	60207YB	69	62207AR	95	64204SZ	103
56206C	71	58204AR	79	59205NR-EC	55	60204L	45	60208	21	62207ARB	95	64204SZB	103
56206FR	37	58204ARB	79	59205NRB-EC	55	60204S	21	60208/OH	23	62207E	97	64204Z	51
56206FRB	37	58204R	75	59206NR	54	60204SR	23	60208D	45	62207ER	99	64204ZB	51
56206SR	37	58204RB	75	59206NRB	54	60204SRB	23	60208F	21	62207ERB	99	65204AR	23
56206SRB	37	58205AR	79	59206NR-EC	55	60204W	47	60208FR	23	62207T	89	65204ARB	23
56207	27	58205ARB	79	59206NRB-EC	55	60204WB	47	60208FRB	23	62207TR	91	65204SR	23
56207C	71	58205R	75	59206NRL	57	60205	21	60208FRL	25	62207TRB	91	65204SRB	23
56208	27	58205RB	75	59206NRL-EC	57	60205A	21	60208G	21	63016R	75	65204W	47
56208FR	37	58206AR	79	59207NR	54	60205AR	23	60208K	45	63016RB	75	65204WB	47
56208FRB	37	58206ARB	79	59207NRB	54	60205ARB	23	60208M	47	63201R	75	65205AR	23
56208SR	37	58206R	75	59207NR-EC	55	60205AW	47	60208MB	47	63201RB	75	65205ARB	23
56208SRB	37	58206RB	75	59207NRB-EC	55	60205AWB	47	60208N	23	63202R	75	65205AW	47
57204AR	95	58207R	75	59208NR	54	60205C	67	60208NB	23	63202RB	75	65205AWB	47
57204ARB	95	58207RB	75	59208NRB	54	60205L	45	60208NL	25	63203R	75	65205R	23
57204ER	99	58208R	75	59208NR-EC	55	60205LA	45	60208R	23	63203RB	75	65205RB	23
57204ERB	99	58208RB	75	59208NRB-EC	55	60205R	23	60208RB	23	63204	73	65205SR	23
57204TR	91	59016NR	54	59208NRL	57	60205RB	23	60208RL	25	63204A	77	65205SRB	23
57204TRB	91	59016NRB	54	59208NRL-EC	57	60205S	21	60208S	21	63204AR	79	65205W	47
57205AR	95	59016NR-EC	55	60051	119	60205SR	23	60208SR	23	63204ARB	79	65205WB	47
57205ARB	95	59016NRB-EC	55	60052	119	60205SRB	23	60208SRL	25	63204R	75	65206/OH	23
57205ER	99	59016SZ	103	60053	119	60205W	47	60208X	47	63204RB	75	65206AW	47
57205ERB	99	59016SZB	103	60054	119	60205WB	47	60208XB	47	63205	73	65206AWB	47
57205FR	83	59016Z	51	60055	119	60206	21	61205	27	63205A	77	65206R	23
57205FRA	83	59016ZB	51	60056	119	60206/OH	23	61205A	27	63205AR	79	65206RB	23
57205FRB	83	59201NR	54	60057	119	60206AW	47	61206	27	63205ARB	79	65206RL	25
57205FRBA	83	59201NRB	54	60058	119	60206AWB	47	61206C	71	63205R	75	65206SR	23
57205GR	87	59201NR-EC	55	60059	119	60206C	67	61207	27	63205RB	75	65206SRL	25
57205GRB	87	59201NRB-EC	55	60060	119	60206CA	67	61207C	71	63206	73	65206W	47
57205TR	91	59201SZ	103	60061	119	60206K	45	61208	27	63206A	77	65206WB	47
57205TRB	91	59201SZB	103	60062	119	60206L	45	62204A	93	63206AR	79	65206X	47
57206AR	95	59201Z	51	60063	119	60206LA	45	62204AR	95	63206ARB	79	65206XB	47
57206ARB	95	59201ZB	51	60064	119	60206R	23	62204ARB	95	63206R	75	65206Y	69
57206ER	99	59202NR	54	60065	119	60206RB	23	62204E	97	63206RB	75	65206YB	69
57206ERB	99	59202NRB	54	60066	119	60206RL	25	62204ER	99	63207	73	65207M	47
57206FR	83	59202NR-EC	55	60067	119	60206S	21	62204ERB	99	63207R	75	65207MB	47
57206FRA	83	59202NRB-EC	55	60072	119	60206SR	23	62204T	89	63207RB	75	65207N	23
57206FRB	83	59202SZ	103	60073	119	60206SRL	25	62204TR	91	63208	73	65207NB	23
57206FRBA	83	59202SZB	103	60074	119	60206W	47	62204TRB	91	63208R	75	65207R	23
57206GR	87	59202Z	51	60075	119	60206WB	47	62205A	93	63208RB	75	65207RB	23
57206GRB	87	59202ZB	51	60077	119	60206X	47	62205AR	95	64016SZ	103	65207X	47
57206TR	91	59203NR	54	60078	119	60206XB	47	62205ARB	95	64016SZB	103	65207XB	47
57206TRB	91	59203NRB	54	60079	119	60206Y	69	62205E	97	64016Z	51	65207Y	69
57207AR	95	59203NR-EC	55	60080	119	60206YB	69	62205ER	99	64016ZB	51	65207YB	69
57207ARB	95	59203NRB-EC	55	60081	119	60207	21	62205ERB	99	64201SZ	103	65208/OH	23
57207ER	99	59203SZ	103	60082	119	60207C	67	62205T	89	64201SZB	103	65208FR	23
5720ERB	99	59203SZB	103	60100	117	60207D	45	62205TR	91	64201Z	51	65208FRB	23
57207GR	87	59203Z	51	60101	117	60207G	21	62205TRB	91	64201ZB	51	65208FRL	25
57207GRB	87	59203ZB	51	60102	117	60207K	45	62206A	93	64202SZ	103	65208M	47
57207TR	91	59204NR	54	60103	117	60207M	47	62206AR	95	64202SZB	103	65208MB	47
57207TRB	91	59204NRB	54	60104	117	60207MB	47	62206ARB	95	64202Z	51	65208N	23
58016R	75	59204NR-EC	55	60105	117	60207N	23	62206E	97	64202ZB	51	65208NB	23
58016RB	75	59204NRB-EC	55	60106	117	60207NB	23	62206ER	99	64203SZ	103	65208NL	25
58201R	75	59204SZ	103	60107	117	60207R	23	62206ERB	99	64203SZB	103	65208R	23
58201RB	75	59204SZB	103	60109	117	60207RB	23	62206T	89	64203Z	51	65208RB	23

INDEX

Code	Page	Code	Page	Code	Page	Code	Page	Code	Page	Code	Page
LIST OF CODES											
65208RL	25	68208R	75								
65208SR	23	68208RB	75								
65208SRL	25	69016SZ	103								
65208X	47	69016SZB	103								
65208XB	47	69016Z	51								
66205	27	69016ZB	51								
66205A	27	69201SZ	103								
66206	27	69201SZB	103								
66206C	71	69201Z	51								
66207	27	69201ZB	51								
66207C	71	69202SZ	103								
66208	27	69202SZB	103								
67204AR	95	69202Z	51								
67204ARB	95	69202ZB	51								
67204ER	99	69203SZ	103								
67204ERB	99	69203SZB	103								
67204TR	91	69203Z	51								
67204TRB	91	69203ZB	51								
67205AR	95	69204SZ	103								
67205ARB	95	69204SZB	103								
67205ER	99	69204Z	51								
67205ERB	99	69204ZB	51								
67205TR	91	83218	108								
67205TRB	91	83219	108								
67206AR	95	83220	108								
67206ARB	95	83221	108								
67206ER	99	83222	108								
67206ERB	99	83223	108								
67206TR	91	83224	108								
67206TRB	91	83225	108								
67207AR	95	83226	108								
67207ARB	95	83227	108								
67207ER	99	83232	109								
67207ERB	99	83233	109								
67207TR	91	83234	109								
67207TRB	91	83235	109								
68016R	75	83263	109								
68016RB	75	83438	108								
68201R	75	83439	108								
68201RB	75	83440	108								
68202R	75	83441	108								
68202RB	75	83442	108								
68203R	75	83443	108								
68203RB	75	83444	108								
68204AR	79	83445	108								
68204ARB	79	83929	109								
68204R	75	83930	109								
68204RB	75	83955	109								
68205AR	79	83956	109								
68205ARB	79	83957	109								
68205R	75	83985	110								
68205RB	75	83986	110								
68206AR	79	83987	110								
68206ARB	79	83988	110								
68206R	75	83989	110								
68206RB	75										
68207R	75										
68207RB	75										

NOTES



NOTES

A large grid of small dots arranged in 20 columns and 30 rows, intended for taking notes.

NOTES

