



SKF Explorer sealed spherical roller bearings





SKF Explorer sealed spherical roller bearings – environmentally friendly units for longer life

SKF Explorer sealed spherical roller bearings are developed to:

- Withstand the tough conditions in which Spherical roller bearings frequently operate: high demands on load, misalignment, lubrication, resistance to contamination etc.
- Simplify the maintenance and make the operation become safer with fewer unscheduled stops and a radical reduction in grease usage (saving both costs and the environment).

Unique design features

Since the design of the spherical roller bearing in 1919, SKF have continued to further develop this variant with the introduction of SSRB

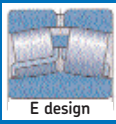
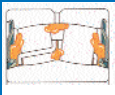
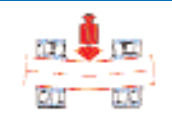
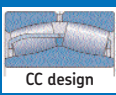

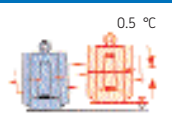
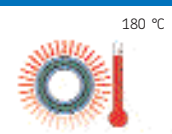
The SKF Explorer sealed spherical roller bearing incorporates the same unique features that the open (unsealed) standard bearings. These includes:

- Self-guiding rollers – an SKF patent
- Floating guide ring between the two rows of rollers

- Bearing components dimensionally stabilised for high temperatures
- Window-type steel cages


Additional features of the SKF Explorer sealed spherical roller bearing include:

- Double-lip, sheet steel reinforced seals
- An appropriate grease for the operating conditions

Design	Seals	Lubrication	Features
 <p>E design CC (BS2-XXXX-2CS or XXXXX-2CS) two window type steel cages centred on the inner ring and a floating guide ring between the two roller rows.</p>	<p>There are three different designs of seals for small, medium and large bearings.</p> <p>Seal material Nitrile rubber for normal operating temperatures. Suffix 2CS</p>	 <p>Two greases and two filling degrees are specified :</p>	 <p>Rugged</p>
 <p>CC design E (BS2-XXXX-2CS) Two window type steel cages, a flangeless inner ring and a floating guide ring between the two roller rows. The guide ring which is centred on the inner ring, also guides the cages.</p>	<p>Fluoroelastomer (FKM) for high operating temperatures. Suffix 2CS2</p> <p>Hydrogenated nitrile rubber (HNBR) for high operating temperatures. Suffix 2CS5</p>	<p>General applications: the bearings are filled to 25 % -35 % of the free space with SKF LGEP 2 grease – a high quality grease with EP additives.</p>  <p>Low speed/high temperature applications: The bearings are filled to 70 % - 100 % with LGHB2 grease.</p>	 <p>0.5 °C Tolerant to alignment errors</p>  <p>180 °C Resistant to elevated temperatures</p>



- Operational costs drastically reduced
- Environmentally friendly
- No lubrication system to maintain
- Easy to handle, maintaining alignment during mounting
- Ensures that the bearing is mounted and uncontaminated




Rule of thumb

Sealed bearings do not need relubrication when the temperatures do not exceed 70 °C (158 °F) and speeds are not more than 50 % of the speed rating in the bearing catalogue.

Customer benefits when using SKF Explorer sealed spherical roller bearings

- **Ready to mount units**
SKF sealed spherical roller bearings are ready-to-mount units filled with a suitable lubricant.
- **Longer service life**
The cleanliness in the bearing is essential for the service life - even small particles have a negative influence. By using sealed bearings, solid contaminants and moisture will be efficiently stopped from entering the bearing.
- **Environmentally friendly**
For the majority of applications sealed bearings can be considered as greased for life. This means little or no contamination of the environment. Less maintenance is of course a substantial extra bonus.
- **Safer handling**
The seals make handling and mounting less hazardous from contamination point of view. They are fitted inside the side faces thus enhancing the robustness of the bearing.
- **Same basic load ratings as open bearings**
Sealed bearings have the same basic load ratings as corresponding open bearings.
- **Downsizing possible**
Sealed bearings give longer service life. This benefit can also be utilised for bearing downsizing. The robust seal designs also give scope for additional "axial" downsizing in many applications where external seals can be dispensed with.



	213	222	223	230	231	232	239	240	241
05		PC6							
06		PC6							
07		PC6							
08		PC8	PC8						
09		PC6	PC8						
10		PC6	PC8						
11		PC8	PC2						
12		PC8	PC2						
13		PC8	PC2					PC8	
14		PC2							
15		PC2	PC4/MYS					PC5	
16		PC2/MYS							
17		PC4/MYS							
18		MYS/PC4							
19									
20		C2/MYS			PC4	PC4		PC5	
22		MYS		PC4	C1				E2C
24		C2/MYS		PC4		C1		E2C	K4
26		C2/MYS		K4				E2C	K4
28		C1				K9		E2C	K4
30		K9			K4	K9		K4	K9
32		K9			K9			K4	
34		K9						K9	K7
36								K9	
38									K7
40						K1			K1
44							B2		
48									
56									
60									
64									
68									
72									
76									
80									
84									
88									

Key

- = Sealed variant available
- = Sealed variant available in 2006
- = Sealed variants available in 2008

© Copyright SKF 2006

The contents of this publication are the copyright of the publisher and may not be reproduced (even extracts) unless permission is granted. Every care has been taken to ensure the accuracy of the information contained in this publication, but no liability can be accepted for any loss or damage whether direct, indirect or consequential arising out of the use of the information contained herein.