



**RENOLD  
JEFFREY**

# Whitney<sup>®</sup>

## Precision Roller Chain

### 100 Years of Expertise

- Wide-waist link plates to handle shock loads better
- Solid rollers and bushings for smoother, longer running applications
- Heat-treated for long wear life

# There's more than 100 years of expertise built into every Whitney® Precision Roller Chain — exclusively from Renold.

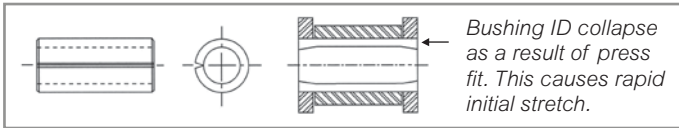
## Whitney Precision Roller Chain

Choose Whitney Precision Roller Chain to get reliable performance. Manufactured to meet ASME/ANSI B29.1 standards, Whitney Precision Roller Chain is built to time-tested specifications from carefully selected materials.

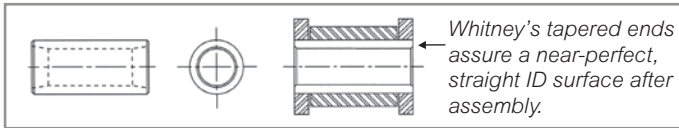
## Solid Bushings and Rollers

Whitney bushings are solid to provide superior strength and better performance. The tapered shape means 100% pin-to-bushing contact during operation, which ensures longer wear life and better performance.

### Other Brands

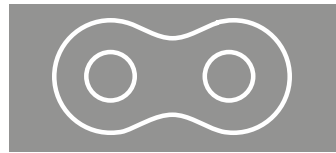


### Whitney Chain Design




## Outstanding Strength

Wide-waist link plates improve fatigue strength by providing additional support to the chain and by distributing the stress of an application more evenly. Wide-waist link plates mean longer-lasting roller chains.




OTHER BRANDS



WHITNEY CHAIN  
Wide-waist link plate contours

## Maximum Wear Life

Case-hardened pins are constructed from double-heat-treated, high-grade alloy steel. The special heat treatment adds wear resistance and strength where you need it.



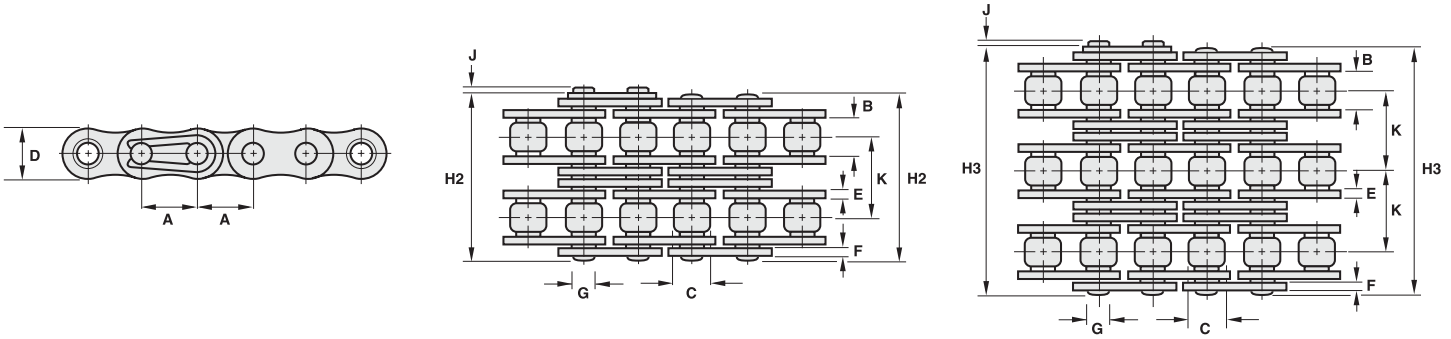
Chain pin, sectioned and etched.  
Dark ring is high hardness, carburized (case-hardened) wear-resistant zone.

Whitney #140 chain pin.  
Carburized and double-heat-treated for maximum wear resistance and extra strength.



# Whitney® Precision Roller Chain


## ASME/ANSI Standard Roller Chain



## Multiple Strand Chain

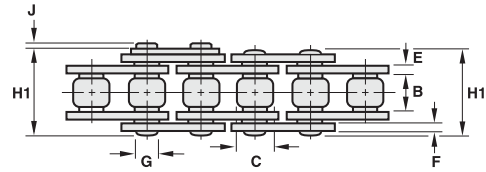
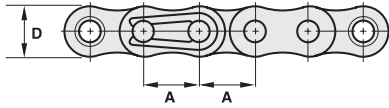
Dimensions are in inches unless otherwise indicated.

Chain No.	Pitch	Inside Width Min	Roller Dia Max	Plate Height Max	Plate Thick Max	Pin Diam Max	Pin Length Max	Trans Pitch	Tensile Strength Min	Rated Working Load	Weight
	A	B	C	D	E/F	G	H2/H3	K	Lbs.	Lbs.	Lbs/Ft
35-2	0.375	0.188	0.200	0.354	0.050	0.141	0.906	0.398	3,520	810	0.42
40-2	0.500	0.313	0.312	0.463	0.060	0.156	1.248	0.567	6,250	1,370	0.82
50-2	0.625	0.375	0.400	0.577	0.080	0.200	1.583	0.712	9,760	2,380	1.34
60-2	0.750	0.500	0.469	0.691	0.094	0.234	1.945	0.898	14,060	3,315	1.98
80-2	1.000	0.625	0.312	0.921	0.125	0.312	2.540	1.153	25,000	5,610	3.43
100-2	1.250	0.750	0.750	1.154	0.156	0.375	3.102	1.409	39,060	8,600	5.20
120-2	1.500	1.000	0.875	1.382	0.187	0.437	3.870	1.787	56,250	11,560	7.72
140-2	1.750	1.000	1.000	1.610	0.219	0.500	4.224	1.925	76,560	15,300	9.83
160-2	2.000	1.250	1.125	1.839	0.250	0.562	5.000	2.303	100,000	20,230	13.07
180-2	2.250	1.406	1.406	2.067	0.281	0.687	5.378	2.592	126,560	22,100	18.57
200-2	2.500	1.500	1.562	2.354	0.312	0.781	5.846	2.817	156,250	27,200	23.05
240-2	3.000	1.875	1.875	2.768	0.375	0.937	7.179	3.458	225,000	37,400	33.50
35-3	0.375	0.188	0.200	0.354	0.050	0.141	1.296	0.398	5,280	1,200	0.62
40-3	0.500	0.313	0.312	0.463	0.060	0.156	1.815	0.567	9,375	2,025	1.24
50-3	0.625	0.375	0.400	0.577	0.080	0.200	2.288	0.712	14,640	3,500	2.06
60-3	0.750	0.500	0.469	0.691	0.094	0.234	2.843	0.898	21,090	5,875	2.98
80-3	1.000	0.625	0.312	0.921	0.125	0.312	3.745	1.153	37,500	8,250	5.16
100-3	1.250	0.750	0.750	1.154	0.156	0.375	4.512	1.409	58,590	12,650	7.78
120-3	1.500	1.000	0.875	1.382	0.187	0.437	5.686	1.787	84,375	17,000	11.56
140-3	1.750	1.000	1.000	1.610	0.219	0.500	6.146	1.925	114,840	22,500	14.72
160-3	2.000	1.250	1.125	1.839	0.250	0.562	7.315	2.303	150,000	29,750	19.60
180-3	2.250	1.406	1.406	2.067	0.281	0.687	7.971	2.592	189,840	32,500	27.81
200-3	2.500	1.500	1.562	2.354	0.312	0.781	9.023	2.817	234,375	40,000	34.30
240-3	3.000	1.875	1.875	2.768	0.375	0.937	10.642	3.458	337,500	55,000	50.25



# Whitney® Precision Roller Chain

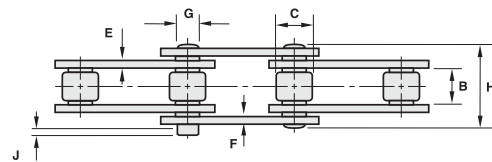
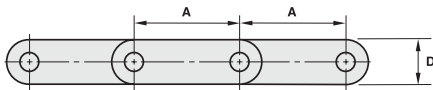
## ASME/ANSI Standard Roller Chain



## Heavy Series Roller Chain

Dimensions are in inches unless otherwise indicated.

Chain No.	Pitch	Inside Width Min	Roller Dia Max	Plate Height Max	Plate Thick Max	Pin Diam Max	Pin Length Max	Trans Pitch	Tensile Strength Min	Rated Working Load	Weight
Number	A	B	C	D	E/F	G	H1	K	Lbs.	Lbs.	Lbs/Ft
60H	0.750	0.500	0.469	0.691	0.125	0.234	1.221	—	7,030	2,200	1.21
80H	1.000	0.625	0.312	0.921	0.156	0.312	1.528	—	12,500	3,600	1.89
100H	1.250	0.750	0.750	1.154	0.187	0.375	1.800	—	19,530	5,500	2.78
120H	1.500	1.000	0.875	1.382	0.219	0.437	2.244	—	28,125	7,300	3.92
140H	1.750	1.000	1.000	1.610	0.250	0.500	2.426	—	38,280	9,600	5.65
160H	2.000	1.250	1.125	1.839	0.281	0.562	2.870	—	50,000	12,600	7.30
180H	2.250	1.406	1.406	2.067	0.312	0.687	3.213	—	63,280	14,200	10.20
200H	2.500	1.500	1.562	2.354	0.375	0.781	3.681	—	78,125	17,800	12.00



## Conveyor Series Double Pitch Roller Chain\*

Dimensions are in inches unless otherwise indicated.

Chain No.	Pitch	Inside Width Min	Roller Dia Max	Plate Height Max	Plate Thick Max	Pin Diam Max	Pin Length Max	Trans Pitch	Tensile Strength Min	Rated Working Load	Weight
Number	A	B	C	D	E/F	G	H1	K	Lbs.	Lbs.	Lbs/Ft
C2040	1.000	0.313	0.312	0.450	0.060	0.156	0.728	—	3,125	810	0.32
C2050	1.250	0.375	0.400	0.591	0.080	0.200	0.878	—	4,880	1,400	0.55
C2060H	1.500	0.500	0.469	0.670	0.125	0.234	1.221	—	7,030	2,200	0.93
C2080H	2.000	0.625	0.312	0.890	0.156	0.312	1.528	—	12,500	3,600	1.56
C2042	1.000	0.313	0.625	0.450	0.060	0.156	0.728	—	3,125	810	0.55
C2052	1.250	0.375	0.750	0.591	0.080	0.200	0.878	—	4,880	1,400	0.85
C2062H	1.500	0.500	0.875	0.670	0.125	0.234	1.221	—	7,030	2,200	1.40
C2082H	2.000	0.625	1.125	0.890	0.156	0.312	1.528	—	12,500	3,600	2.26

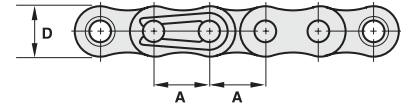
\*Other sizes available. Call for information.

# Whitney® Precision Roller Chain

## ASME/ANSI Standard Roller Chain

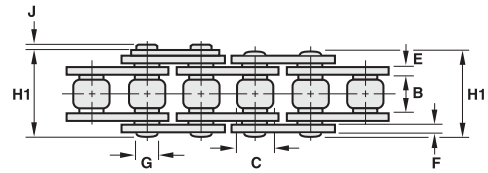
### Riveted Chain

Riveted chain features dual-staked pin ends on both sides of Whitney Precision Roller Chain.



### Cottered Chain

Whitney cottered chain is dual staked on one side of the pin and the other end has a cotter for easy assembly and disassembly in the field.



## Riveted and Cottered Chain

Dimensions are in inches unless otherwise indicated.

Chain No.	Pitch	Inside Width Min	Roller Dia Max	Plate Height Max	Plate Thick Max	Pin Diam Max	Pin Length Max	Trans Pitch	Tensile Strength Min	Rated Working Load	Weight
Number	A	B	C	D	E/F	G	H1	K	Lbs.	Lbs.	Lbs/Ft
25	0.250	0.125	0.130	0.228	0.030	0.091	0.339	—	780	140	0.09
35	0.375	0.188	0.200	0.354	0.050	0.141	0.500	—	1,760	480	0.23
40	0.500	0.313	0.312	0.463	0.060	0.156	0.682	—	3,125	810	0.40
50	0.625	0.375	0.400	0.577	0.080	0.200	0.863	—	4,880	1,400	0.66
60	0.750	0.500	0.469	0.691	0.094	0.234	1.048	—	7,030	1,950	0.98
80	1.000	0.625	0.312	0.921	0.125	0.312	1.388	—	12,500	3,300	1.69
100	1.250	0.750	0.750	1.154	0.156	0.375	1.685	—	19,530	5,060	2.63
120	1.500	1.000	0.875	1.382	0.187	0.437	2.095	—	28,125	6,800	3.87
140	1.750	1.000	1.000	1.610	0.219	0.500	2.288	—	38,280	9,000	4.98
160	2.000	1.250	1.125	1.839	0.250	0.562	2.697	—	50,000	11,900	6.58
180	2.250	1.406	1.406	2.067	0.281	0.687	3.087	—	63,280	13,000	9.00
200	2.500	1.500	1.562	2.354	0.312	0.781	3.418	—	78,125	16,000	11.38
240	3.000	1.875	1.875	2.768	0.375	0.937	4.098	—	112,500	22,000	15.89



# Whitney® Precision Roller Chain

ASME/ANSI Standard

## Selection, Service & Delivery

- Standard
  - Riveted
  - Cottered
- Multiple Strand
- Heavy Series
- Conveyor Series Double Pitch
- Stainless Steel

### Corporate Headquarters

2307 Maden Drive  
Morristown, TN 37813

Tel: (423) 586-1951  
Tel: (800) 251-9012  
Fax: (423) 581-2399

### National Service Center (Canada)

622 rue De Hull  
Ville La Salle, QC

Tel: (800) 285-9970  
Fax: (800) 661-6112

### West Coast Service Center

2301 A Stagecoach Rd.  
Stockton, CA 95215

Tel: (209) 466-4646  
Tel: (800) 251-9012  
Fax: (209) 466-1749

**RENOLD  
JEFFREY**

Advancing Chain Technology™  
[www.renoldjeffrey.com](http://www.renoldjeffrey.com)



In accordance with the policy of Renold to continually improve its products, the specifications in this publication are subject to change without notice. For terms and conditions of sale, contact Renold.