



# RHP Self-Lube® bearing designations

## INSERT REFERENCES

**1025-25G**  
Spherical outside diameter (even number)  
Basic Group  
Regreaseable  
Bore Size (mm)  
Set screw lock

**1125-25DEC**  
Parallel outside diameter (odd number)  
Eccentric collar lock.  
Long inner ring

**1225-1ECG**  
Spherical outside diameter (even number)  
Basic Group  
Regreaseable  
Bore Size (inch)

All inserts can also be supplied without grease groove e.g. 1225-1EC

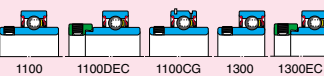
**1320-20EC**  
Parallel outside diameter (odd number)  
Eccentric collar lock.  
Short inner ring

**1025-20KG**  
Taper sleeve lock

**1040-1½LSG**  
"S" lock collar  
Long inner ring

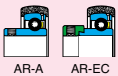
**1225-25SG**  
"S" lock collar  
Short inner ring

### Parallel outside diameter inserts



Parallel outside diameter inserts can be obtained in all locking variants

### Rubber cartridge units



## EXTRA PROTECTION

### Triple Lip and Flinger Seals

**T1025-25G**

Triple lip seals

**1025-25GFS**

Flinger seals

### Disc harrow bearings fitted with Triple Lip Seals

Narrow width outer  
Parallel outside diameter  
**DF140 - 1¼**  
Narrow inner ring  
Basic group  
Bore diameter (round)

**PDFNF145 - 45G**  
Wide outer ring  
Spherical outside diameter  
Regreaseable  
May be supplied with or without regreasing facility

**PDF240/10**  
Wide inner ring  
Square bore size in number of ¼ inches (ie: 10 = 1.1/4" square)

### Silver-Lube® inserts

**J1025-25GCR**

Reverse outer (grease groove same side as set screw)

Rings, cage, balls and flinger are corrosion resisting steels

## CAGES AND LUBRICATION

### Standard Bearing Inserts

Polyamide cage as standard. (Nylon 66). Premium quality lithium based grease as standard.

### Bearing for High/Low temperatures

These bearings have steel cages. They are charged with Kluber Asonic HQ72-102 grease suitable for temperatures +180°C to -40°C

**Example Reference**  
NP40HLT (High/Low temperature)

### Silver-Lube® Inserts

Silver-Lube bearing inserts have a USDA approved food grade grease and corrosion resisting steel cages.

### Self-Lube® Protectors

**Example Reference**

**25P**

Metal Protector for 1025 insert. Locates in groove in bearing outer ring

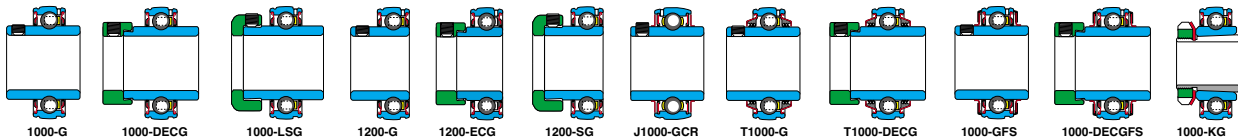
### Silver-Lube® Protectors

**Example Reference**

**P25P**

Thermoplastic cover for J1025CR insert. Locates in groove in housing

## Insert type ▶



## Housing type ▼

▼		Thermoplastic units only											
Cast iron, one piece	Thermo-plastic one piece	1000-G	1000-DECG	1000-LSG	1200-G	1200-ECG	1200-SG	J1000-GCR	T1000-G	T1000-DECG	1000-GFS	1000-DECDFS	1000-KG
		NP SL MP	NP-DEC SL-DEC	NP-LS SL-LS	NP-A SL-A	NP-EC SL-EC	NP-S SL-S	PNP-CR	TNP TSL TMP	TNP-DEC TSL-DEC	NP-FS SL-FS MP-FS	NP-DECFS SL-DECFS	NP1000-K
		SNP CNP	SNP-DEC CNP-DEC	SNP-LS CNP-LS	SNP-A CNP-A	SNP-EC CNP-EC	SNP-S CNP-S		TSNP TCNP	TSNP-DEC TCNP-DEC	SNP-FS CNP-FS	SNP-DECFS CNP-DECFS	
		SF MSF	SF-DEC MSF-DEC	SF-LS MSF-LS	SF-A MSF-A	SF-EC MSF-EC	SF-S MSF-S	PSF-CR	TSF TMSF	TSF-DEC TMSF-DEC	SF-FS MSF-FS	SF-DECFS MSF-DECFS	MSF1000-K
		SFT MSFT	SFT-DEC MSFT-DEC	SFT-LS MSFT-LS	SFT-A MSFT-A	SFT-EC MSFT-EC	SFT-S MSFT-S	PSFT-CR	TSFT TMSFT	TSFT-DEC TMSFT-DEC	SFT-FS MSFT-FS	SFT-DECFS MSFT-DECFS	MSFT1000-K
		LFTC	LFTC-DEC	LFTC-LS	LFTC-A	LFTC-EC	LFTC-S		TLFTC	TLFTC-DEC	LFTC-FS	LFTC-DECFS	
		FC	FC-DEC	FC-LS	FC-A	FC-EC	FC-S		TFC	TFC-DEC	FC-FS	FC-DECFS	
		MFC							TMFC		MFC-FS		
		ST MST	ST-DEC MST-DEC	ST-LS MST-LS	ST-A MST-A	ST-EC MST-EC	ST-S MST-S	PST-CR	TST TMST	TST-DEC TMST-DEC	ST-FS MST-FS	ST-DECFS MST-DECFS	MST1000-K
		BT			BT-A	BT-EC	BT-S		TBT		BT-FS		
		SLC MSC	SLC-DEC MSC-DEC	SLC-LS MSC-LS	SLC-A MSC-A	SLC-EC MSC-EC	SLC-S MSC-S		TSLC TMSC	TSLC-DEC TMSC-DEC	SLC-FS MSC-FS	SLC-DECFS MSC-DECFS	
		SCHB SCH							TSCHB TSCH		SCHB-FS SCH-FS		
<b>Pressed steel, two piece</b>		SLFE	SLFE-DEC	SLFE-LS	SLFE-A	SLFE-EC	SLFE-S		TSLFE	TSLFE-DEC	SLFE-FS	SLFE-DECFS	
		SLFT	SLFT-DEC	SLFT-LS	SLFT-A	SLFT-EC	SLFT-S		TSLFT	TSLFT-DEC	SLFT-FS	SLFT-DECFS	
		SLFL	SLFL-DEC	SLFL-LS	SLFL-A	SLFL-EC	SLFL-S		TSLFL	TSLFL-DEC	SLFL-FS	SLFL-DECFS	
		LPB LPBR	LPB-DEC LPBR-DEC	LPB-LS LPBR-LS	LPB-A LPBR-A	LPB-EC LPBR-EC	LPB-S LPBR-S						
<b>Non standard inserts and units</b>		SRM-EC											
		SRC-EC											
		2300-EC											
		1600-G series											
		1600-HG series											
		1700 series											
	1700-H series												

Although standard inserts will fit into Silver-Lube® housings, the grease groove in the opposite side of the outer ring makes them non-regreaseable.