

# NB

NEW ITEM

# SLIDE BUSH

SM G-L type  
SMK G-L type

**SLIDE BUSH LONG SERIES**

**FLANGE TYPE IS ADDED.**

Length is **1.4 times** of Single Bush.

Allowable Moment Load is **4 times**.



**NIPPON BEARING CO., LTD.**

2833 Chiya, Ojiya-city, Niigata-pref., 947-8503 JAPAN

Phone: +81-258-82-0011 Fax: +81-258-81-1135

<http://www.nb-linear.co.jp>

**NB Corporation of America**

930 Muirfield Drive, Hanover Park, IL 60133

Phone: (630)295-8880 Fax: (630)295-8881

Toll Free: (800)521-2045

**Western Regional Office**

2157 O'Toole Ave., Suite D, San Jose, CA 95131

Phone: (408)435-1800 Fax: (408)435-1850

Toll Free: (888)562-4175

**Eastern Regional Office**

52 First Street, Hackensack, NJ 07601

Phone: (201)487-1441 Fax: (201)487-7107

Toll Free: (800)981-8190

<http://www.nbcorporation.com>

[info@nbcorporation.com](mailto:info@nbcorporation.com)

**NB Europe B.V.**


Boekweitstraat 21, 2153 GK Nieuw-Vennep, The Netherlands

Phone: +31(0)252 463 200 Fax: +31(0)252 463 209

<http://www.nbeurope.com>

[info@nbeurope.com](mailto:info@nbeurope.com)

Local Sales Representative:



No.2560

First Edition: Aug.28 2007

Copyright © 2007 Nippon Bearing Co., Ltd. All rights reserved.

ISO9001/ISO14001

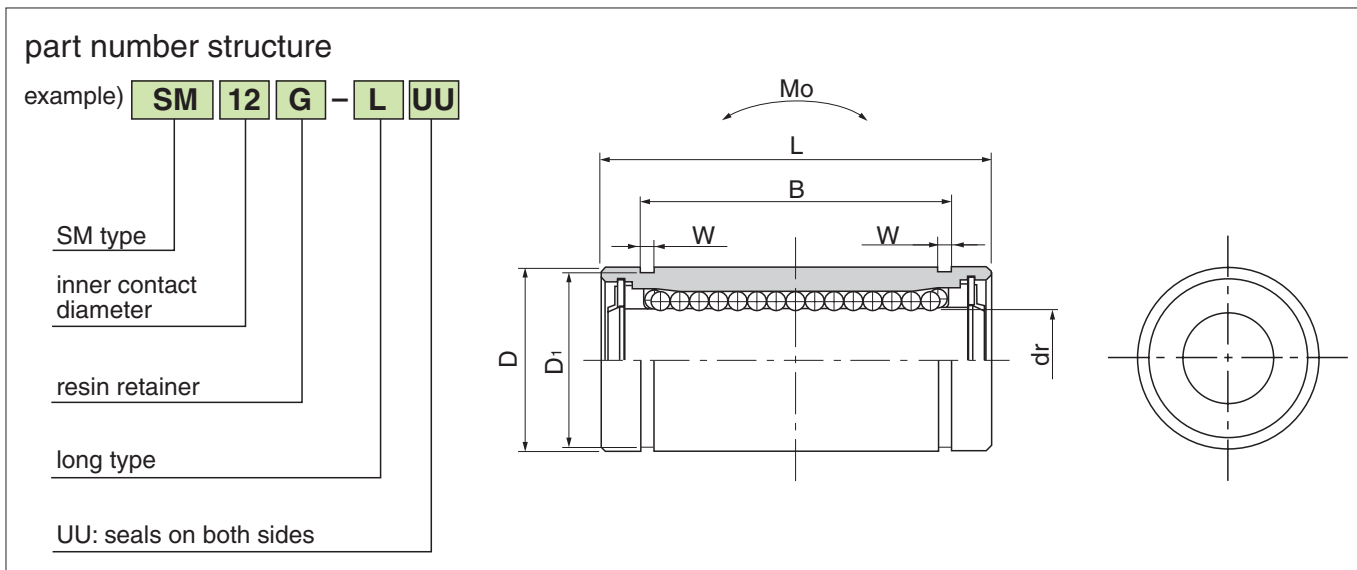


**NIPPON BEARING CO., LTD.**

# —SLIDE BUSH LONG— SM G-L type/SMK G-L type

The NB slide bush is a linear bearing utilizing the rotational motion of the ball elements. The NB slide bush can be used in a wide variety of applications, one of the recent popular applications is to lift moment load in which a compact bush with some moment capacity is the best preference. Now that a long type and flange long type are added to the single, double, and triple families this widens the optional range.

## SM-G-LUU -Long type-



part number	number of ball circuits	major dimensions									basic load rating		allowable static moment Mo N·m	equivalent coefficient E1	mass g	shaft diameter mm		
		dr	D		L		B	W	D <sub>1</sub>	eccentricity	dynamic C N	static Co N						
		mm	tolerance μm	mm	tolerance μm	mm	tolerance mm	mm	tolerance mm	mm	mm	mm	μm					
SM 6G-LUU	4	6		12	0	26		20.5		1.1	11.5	15	262	476	1.15	4.14×10 <sup>-1</sup>	10	6
SM 8G-LUU	4	8		15	-13	32		25.5		1.1	14.3	15	352	615	1.94	3.17×10 <sup>-1</sup>	19	8
SM10G-LUU	4	10	0	19		39		32	0	1.3	18	15	493	1,005	3.98	2.53×10 <sup>-1</sup>	38	10
SM12G-LUU	4	12	-10	21	0	41		34	-0.2	1.3	20	15	637	1,430	6.26	2.28×10 <sup>-1</sup>	43	12
SM13G-LUU	4	13		23	-16	45		36		1.3	22	15	682	1,560	7.68	2.03×10 <sup>-1</sup>	62	13
SM16G-LUU	4	16		28		53		42		1.6	27	15	1,039	2,350	13.2	1.78×10 <sup>-1</sup>	99	16
SM20G-LUU	5	20	0	32	0	59		47.5		1.6	30.5	20	1,160	2,740	17.9	1.53×10 <sup>-1</sup>	125	20
SM25G-LUU	6	25	-12	40	-19	83		69	0	1.85	38	20	1,300	2,960	27.2	1.09×10 <sup>-1</sup>	315	25
SM30G-LUU	6	30		45		90		75	-0.3	1.85	43	20	2,160	5,880	61.3	9.59×10 <sup>-2</sup>	347	30

※Without end and one-sided seal is optional.  
 ※Outer cylinder surface treatments (low temperature black chrome treatment, electroless nickel plating, etc.) are also available.  
 ※Feel free to contact NB on a fit controlled combination of bush and shaft, grease options, and any other concerns or questions.

## Slide Bush series Comparison

Load Comparison

type	basic dynamic load rating	basic static load rating	allowable static moment
SM Single	1	1	1
SM Long	1.3	1.8	4 approx.
SM Double-wide	1.6	2	6 approx.
Triple-wide	1.6	2	21 approx.

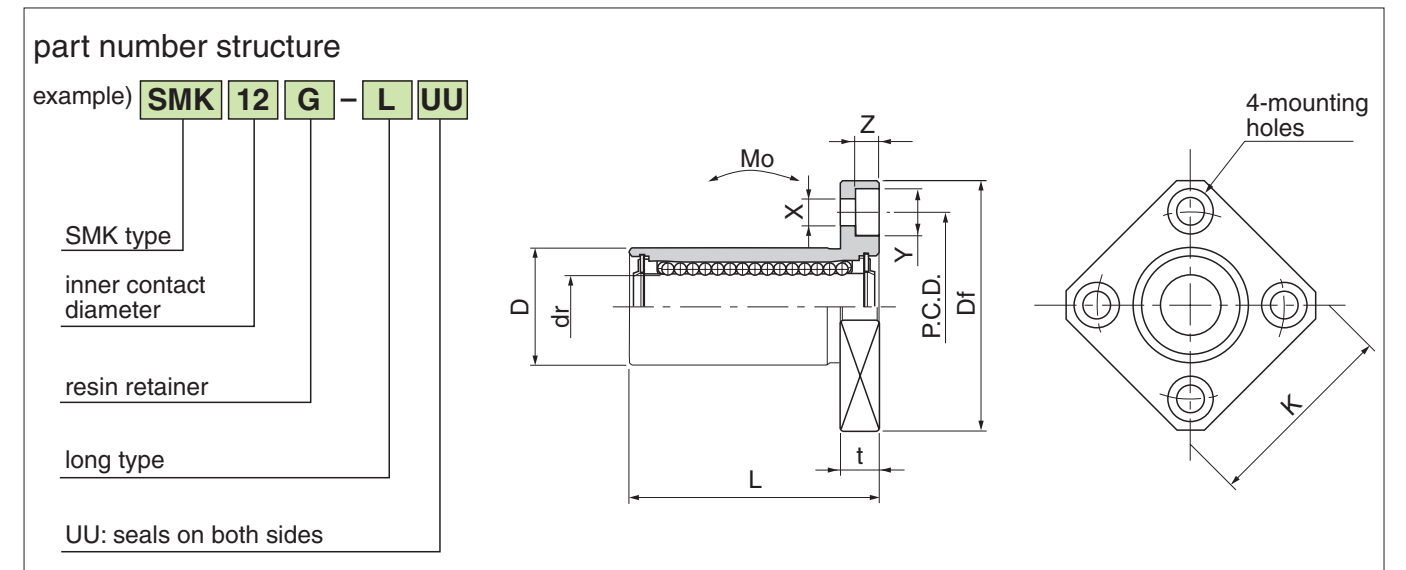
※For comparison, Single is 1

Dimensional Comparison (Overall Length unit/mm)

type \ size	6	8	10	12	13	16	20	25	30
SM Single	19	24	29	30	32	37	42	59	64
SM Long	26	32	39	41	45	53	59	83	90
SM Double-wide	35	45	55	57	61	70	80	112	123
Triple-wide	51	66	80	84	90	103	118	165	182

※The outer cylinder diameter and the flange dimensions are the same sizes as among the SM single, long, and double types.

## SMK-G-LUU -Square Flange Long type-



part number	dr	major dimensions									eccentricity	perpendicularity	basic load rating		allowable static moment Mo N·m	equivalent coefficient E1	mass g	shaft diameter mm	
		tolerance μm	D		L	flange							dynamic C N	static Co N					
	mm	mm	tolerance μm	mm	tolerance μm	±0.3 mm	Df	K	t	P.C.D.	X×Y×Z	μm	μm	N	N	N·m			
SMK 6G-LUU	6		12	0	26	28	22	5	20	3.5×6×3.1	15	15	262	476	1.15	4.14×10 <sup>-1</sup>	20	6	
SMK 8G-LUU	8		15	-13	32	32	25	5	24	3.5×6×3.1	15	15	352	615	1.94	3.17×10 <sup>-1</sup>	32	8	
SMK10G-LUU	10	0	19		39	40	30	6	29	4.5×7.5×4.1	15	15	493	1,005	3.98	2.53×10 <sup>-1</sup>	59	10	
SMK12G-LUU	12	-10	21	0	41	42	32	6	32	4.5×7.5×4.1	15	15	637	1,430	6.26	2.28×10 <sup>-1</sup>	67	12	
SMK13G-LUU	13		23	-16	45	43	34	6	33	4.5×7.5×4.1	15	15	682	1,560	7.68	2.03×10 <sup>-1</sup>	88	13	
SMK16G-LUU	16		28		53	48	37	6	38	4.5×7.5×4.1	15	15	1,039	2,350	13.2	1.78×10 <sup>-1</sup>	125	16	
SMK20G-LUU	20	0	32	0	59	54	42	8	43	5.5×9×5.1	20	20	1,160	2,740	17.9	1.53×10 <sup>-1</sup>	170	20	
SMK25G-LUU	25	-12	40	-19	83	62	50	8	51	5.5×9×5.1	20	20	1,300	2,960	27.2	1.09×10 <sup>-1</sup>	380	25	
SMK30G-LUU	30		45		90	74	58	10	60	6.6×11×6.1	20	20	2,160	5,880	61.3	9.59×10 <sup>-2</sup>	460	30	