

**FAG**



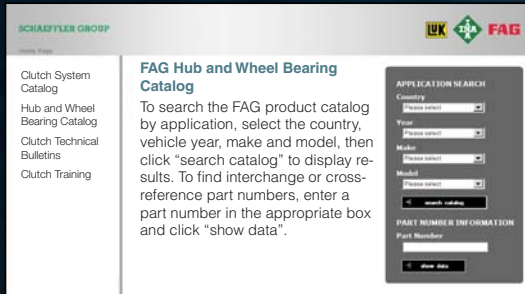
## 2010 Hub and Wheel Bearing Catalog

**SCHAEFFLER GROUP**  
AUTOMOTIVE

# www.ReplaceYourBearings.com

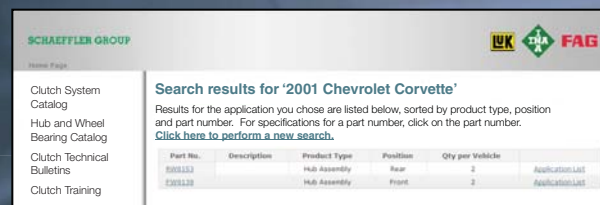

## ANSWERS ARE JUST A CLICK AWAY.

The complete FAG product catalog is now available online at [www.replaceyourbearings.com](http://www.replaceyourbearings.com). The fully-searchable database features up-to-the-minute updates in an easy-to-navigate format.



Simply select your country, vehicle year, make and model and then click "search catalog" to quickly locate available options for your vehicle.

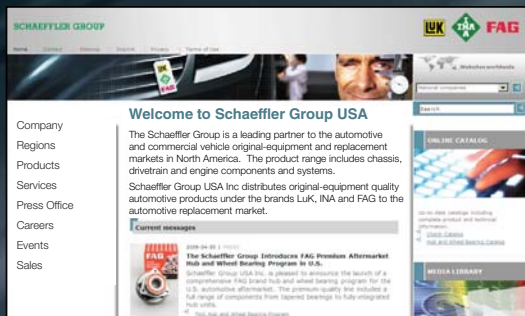
Enter an industry number in the product information section to find a FAG equivalent part number.



The site also lets you easily identify interchanges and cross-reference part numbers. Product images and part number specification are just a click away.

It's fast. It's easy. It's accurate. It's on-duty 24/7. Get the answers you need when you need them.

Visit [www.replaceyourbearings.com](http://www.replaceyourbearings.com) and put the full line of premium-quality FAG brand automotive hub assemblies and wheel bearings at your fingertips.



A leading partner to the automotive replacement parts industry in North America and around the world, the Schaeffler Group includes the LuK, INA and FAG brands, offering a broad range of technologies for engine, transmission and chassis applications. For access to complete information on all brands and products, go to [www.schaeffler-aftermarket.us](http://www.schaeffler-aftermarket.us).

# www.ReplaceYourBearings.com

<b>Applications</b>	<b>5</b>
Acura	5
Passenger Car	5
Light Truck, SUV & Van	6
American Motors	7
Audi	7
BMW	12
Passenger Car	12
Light Truck, SUV & Van	18
Buick	19
Passenger Car	19
Light Truck, SUV & Van	22
Cadillac	23
Passenger Car	23
Light Truck, SUV & Van	25
Checker	26
Chevrolet	26
Passenger Car	26
Light Truck, SUV & Van	30
Medium Truck	40
Chrysler	40
Passenger Car	40
Light Truck, SUV & Van	44
Daewoo	45
Daihatsu	45
Dodge	45
Passenger Car	45
Light Truck, SUV & Van	50
Medium Truck	61
Eagle	62
Ferrari	62
Ford	62
Passenger Car	62
Light Truck, SUV & Van	66
GEO	75
GMC	75
Light Truck, SUV & Van	75
Medium Truck	85
Honda	85
Passenger Car	85
Light Truck, SUV & Van	87
Hummer	88
Hyundai	88
Passenger Car	88
Light Truck, SUV & Van	90
Infiniti	91
International	92
Isuzu	92
Passenger Car	92
Light Truck, SUV & Van	92
Jaguar	94
Jeep	95
Kia	97
Passenger Car	97
Light Truck, SUV & Van	98
Land Rover	99
Lexus	99
Passenger Car	99
Light Truck, SUV & Van	101
Lincoln	102
Passenger Car	102
Light Truck, SUV & Van	103
Lotus	104
Mazda	104
Passenger Car	104
Light Truck, SUV & Van	106
Mercedes	108
Passenger Car	108
Benz	119
Light Truck, SUV & Van	119
Mercury	119
Passenger Car	119
Light Truck, SUV & Van	122

MG	122
Mini	122
Mitsubishi	123
Passenger Car	123
Light Truck, SUV & Van	125
Nissan	126
Passenger Car	126
Light Truck, SUV & Van	129
Oldsmobile	131
Passenger Car	131
Light Truck, SUV & Van	133
Plymouth	134
Passenger Car	134
Light Truck, SUV & Van	137
Pontiac	140
Passenger Car	140
Light Truck, SUV & Van	144
Porsche	145
Renault	146
Rolls Royce	147
Saab	147
Saturn	148
Passenger Car	148
Light Truck, SUV & Van	150
Scion	150
Subaru	151
Passenger Car	151
Light Truck, SUV & Van	153
Suzuki	153
Passenger Car	153
Light Truck, SUV & Van	154
Toyota	155
Passenger Car	155
Light Truck, SUV & Van	158
Volkswagen	160
Passenger Car	160
Light Truck, SUV & Van	163
Volvo	163

**Product Dimensional Codes 167**

**Buyers Guide 168**

Generation 1 Bearings	168
Generation 2 and 3 Hub Assemblies	184
Roller Bearings	310
<i>Includes Ball, Cylindrical, and Tapered</i>	

**Part Number Supersessions 320**

# A Tradition of Excellence.

For more than 125 years, FAG has been the brand of choice for the world's leading vehicle manufacturers. From tapered wheel bearings to fully-integrated hub units, our products set the standard for quality, durability and performance.

The world's vehicle manufacturers rely on FAG to develop specifications to perfectly match the characteristics of each new vehicle. These specifications impact the performance and durability of the wheel end. FAG has earned its place as a leading original-equipment supplier by setting the standards and consistently delivering products to meet them.

Today's automotive technicians reap the benefits of FAG's partnership with vehicle manufacturers. FAG offers a comprehensive wheel and hub program for the automotive aftermarket with the coverage you need and the quality your customers demand. Built to the same exacting standards as our original-equipment products, every FAG component is engineered and built to thrive under pressure. So you can install FAG brand products with confidence.

## These Vehicle Manufacturers Choose FAG as Original Equipment

- Audi
- BMW
- Chrysler
- Daewoo
- Ford
- Fiat
- General Motors
- Honda
- Hyundai
- Isuzu
- Jeep
- Kia
- Mazda
- Mercedes
- Mitsubishi
- Nissan
- Porsche
- Saab
- Suzuki
- Toyota
- Volkswagen
- Volvo

## Tapered Roller Bearings

With an advanced load-carrying capacity and compact design, FAG tapered roller bearings are ideal for non-driven front- and rear-wheel applications. The inversely fit inner and outer rings can be disassembled easily for service and greasing.




## Generation 1

First generation wheel bearings are used on many applications due to their compact and rugged design, featuring lifetime sealing and lubrication. FAG has developed angular contact ball bearings for both front and rear wheels, ensuring optimum

performance in the most demanding situations.

FAG Generation 1 bearings are original equipment on many late model vehicles including the Ford Focus and Explorer, the BMW 3-Series and the Porsche Cayenne.



## Generation 2

This compact, lightweight, maintenance-free unit combines the cost-effectiveness of a Generation 1 bearing with the convenience of an integral mounting flange. The FAG Generation 2 design features a factory-set preload and an innovative retaining ring that secures the bearing in the carrier and eliminates the need for a clamping unit. The orbital-formed shoulder precisely secures the roller paths in place to maximize bearing life. FAG Generation 2 hubs are original-equipment on the Volkswagen Jetta and Passat and the BMW M5 and M6.

## Generation 3

Vehicle manufacturers constantly strive to improve performance and handling, while reducing weight and complexity. Maintenance-free FAG Generation 3 wheel hubs combine all of these characteristics in a compact, easy-to-install, ABS-ready assembly. The unit features a factory-adjusted preload and optimally rigid double-flange design. The orbital-formed shoulder provides proper clamping force and a lifetime of consistent and reliable performance. FAG Generation 3 hub units are chosen as original equipment for many models including the Jeep Grand Cherokee and Commander, Chrysler Town & Country, and the Ford Freestar.



## Smart Choice.

It all comes down to the wheel end. Smart technicians know this is no place to cut corners. Now, you can offer your customers a complete hub and wheel bearing program with the quality they demand. Complete application and product specifications can be found at [www.replaceyourbearings.com](http://www.replaceyourbearings.com).

**Smart choice.**

**FAG**

## **FEATURES**

This catalog was designed to make it easy to locate the correct hub assembly or wheel bearing for your application. Listings are arranged alpha-numerically by make, model, position and year. Listings with no specific designation in the “application” column include all variations of the model. Before ordering, refer to the “Notes” column for important technical information.

Abbreviations used throughout the catalog appear below.

The information listed in this catalog concerning applications and part numbers has been compiled from reliable sources. To the best of our knowledge, the data is correct; however, Schaeffler Group USA Inc. cannot assume responsibility for errors found in this catalog or in existing or future catalogs or bulletins. This catalog supersedes all previous catalogs and listings.

For application, diagnostic or installation questions, call the Schaeffler Technical Hotline at 1-800-274-5001, 8:00 a.m. to 5:00 p.m. ET.

## **FAG LIMITED WARRANTY**

Schaeffler Group USA Inc. warrants that FAG products are free from defects in both workmanship and materials. FAG hub and wheel bearings are warranted for a limited period of 12 months from the date of purchase. This warranty does not cover failure or malfunctions resulting from excessive loading or any other excessive operating conditions, accidents, improper application or installation, improper or faulty maintenance or lubrication, modifications, tampering or normal wear and tear.

Schaeffler Group USA Inc. reserves the right to inspect any products in question and to make a judgment on the warranty claim. Product returned for a warranty claim **must be returned to the distributor from which it was purchased**; shipping charges must be prepaid by the customer.

There are no warranties other than as specifically referenced in this document, and Schaeffler Group USA Inc. disclaims all other warranties, whether express or implied, arising by law or otherwise, including without limitation any and all warranties of fitness for use for a general or particular purpose.

Under no circumstances shall Schaeffler Group USA Inc. be liable for indirect, consequential, incidental or punitive damages regardless of form, whether such claim is based upon breach of contract (including negligence or lost sales or profits).

## **ABBREVIATIONS**

4-Dr. . . . Four-Door  
 4-Spd. . . . Four-Speed Transmission  
 4WD. . . . Four-Wheel Drive  
 ABS . . . . Anti-Lock Brake System  
 AWD. . . . All-Wheel Drive

FWD. . . . Front-Wheel Drive  
 GVW . . . Gross Vehicle Weight  
 HD . . . . Heavy-Duty  
 RWD . . . Rear-Wheel Drive

POSITION	YEAR	APPLICATION	PART NO.	PART TYPE	NOTES
<b>ACURA PASSENGER CAR</b>					
<b>CL</b>					
Front	1997	L4, 2.2L	FW998	Generation 2	
	1997-99	V6, 3.0L	SA0038	Generation 2	
	1998-99	L4, 2.3L	FW998	Generation 2	
	2001-03	L6, 3.2L	SA0050	Generation 1	
Rear	1997	L4, 2.2L	RW8172	Generation 2	
	1997-99	V6, 3.0L	RW8172	Generation 2	
	1998-99	L4, 2.3L	RW8172	Generation 2	
	2001-02	L6, 3.2L	RW8173	Generation 2	
	2003	V6, 3.2L	RW8179	Generation 2	

<b>CSX</b>					
Front	2006-09		SA0073	Generation 1	*
Rear	2006-09		RW8256	Generation 3	

<b>EL</b>					
Front	1997-00	4-Wheel ABS	SA0030	Generation 1	*
		Non-ABS	SA0015	Generation 1	
	2001-05		SA0030	Generation 1	*
Rear	1997-00	4-Wheel ABS, Rear Disc Brakes	RW9105	Generation 2	
		Non-ABS, Rear Drum Brakes	RW935	Generation 2	
		Rear Disc Brakes	RW834	Generation 2	
	2001-05		RW8175	Generation 2	

<b>INTEGRA</b>					
Front	1986-89		FW924	Generation 1	
	1990-93		FW9241	Generation 1	
	1994-01		SA0030	Generation 1	*
Rear	1986-89		RW950	Generation 2	
	1990-93	Non-ABS	RW933	Generation 2	
	1990-96	4-Wheel ABS	RW9105	Generation 2	
	1994-01	Non-ABS	RW834	Generation 2	
	1997	RS, 4-Wheel ABS	RW9105	Generation 2	
	1997-01	GS, GS-R, LS, 4-Wheel ABS	RW9105	Generation 2	

<b>LEGEND</b>					
Front	1986		FW954	Generation 1	
	1987	Coupe	FW9052	Generation 1	
		Sedan	FW954	Generation 1	
	1988-90		FW9052	Generation 1	
	1991-95		SA0011	Generation 1	*
Rear	1987-90		RW948	Generation 2	
	1991-95		RW808	Generation 2	

<b>NSX</b>					
Front	1991-05		FW999	Generation 2	
Rear	1991-05		SA1012	Generation 2	

**NOTE** \* Refer to part number in Buyers Guide for details.

## ACURA PASSENGER CAR

APPLICATIONS

POSITION	YEAR	APPLICATION	PART NO.	PART TYPE	NOTES
<b>RL</b>					
Front	1996-04	V6, 3.5L	SA0011	Generation 1	*
	2005-09		FW9252	Generation 3	
Rear	1996-04	V6, 3.5L	RW8123	Generation 2	
	2005-09		RW8321	Generation 3	
<b>RSX</b>					
Front	2002-06		SA0039	Generation 1	
Rear	2002-06		RW8259	Generation 2	
<b>TL</b>					
Front	1995-99	L5, 2.5L	SA0038	Generation 2	
	1996-98	L6, 3.2L	SA0011	Generation 1	*
	1999-05	V6, 3.2L	SA0050	Generation 1	
	2006	V6, 3.2L	SA0073	Generation 1	*
	2007-08	V6, 3.5L	SA0073	Generation 1	*
		V6, 3.5L, Type-S	SA0073	Generation 1	*
	Rear	1995-98	L5, 2.5L	RW8120	Generation 2
1996-98		L6, 3.2L	RW8121	Generation 2	
1999-05		V6, 3.2L	RW8179	Generation 2	
2006-07		V6, 3.2L	RW8188	Generation 2	
2007-08		V6, 3.5L, Type-S	RW8188	Generation 2	
2008		V6, 3.5L	RW8188	Generation 2	
2009			RW8321	Generation 3	
<b>TSX</b>					
Front	2004-08		SA0039	Generation 1	
Rear	2004-08		RW8327	Generation 3	
<b>VIGOR</b>					
Front	1992-94		FW993	Generation 2	
Rear	1992-94		RW831	Generation 2	

## ACURA LIGHT TRUCK, SUV & VAN

<b>MDX</b>					
Front	2001-02		SA0011	Generation 1	*
	2003-06		SA0085	Generation 1	
	2007-09		FW9267	Generation 3	
Rear	2001-02		SA0039	Generation 1	
	2003-06		SA1036	Generation 1	
	2007-09		RW8342	Generation 3	
<b>RDX</b>					
Rear	2007-09	AWD	RW8345	Generation 3	

**NOTE** \* Refer to part number in Buyers Guide for details.



POSITION	YEAR	APPLICATION	PART NO.	PART TYPE	NOTES
<b>SLX</b>					
Front	Inner	1996-99	SA32009XA	Tapered Roller Bearing	
Rear	Inner	1996-99	SA1016	Generation 1	

**AMERICAN MOTORS**

<b>CONCORD</b>					
Front	Inner	1979-83	SA06	Tapered Roller Bearing	
	Outer	1979-83	SA02	Tapered Roller Bearing	
Rear		1978-83	7.506" Ring Gear	SA06	Tapered Roller Bearing

<b>EAGLE</b>					
Front	Left	1985-88	Spicer 30-IFS Axle, 7.125" Ring Gear	SA5707	Cylindrical Roller Bearing
Rear		1980-88		SA06	Tapered Roller Bearing

<b>PACER</b>					
Front	Inner	1979-80		SA06	Tapered Roller Bearing
	Outer	1979-80		SA02	Tapered Roller Bearing
Rear		1975-80	7.506" Ring Gear	SA06	Tapered Roller Bearing

<b>SPIRIT</b>					
Front	Inner	1979-83		SA06	Tapered Roller Bearing
	Outer	1979-83		SA02	Tapered Roller Bearing
Rear		1979-83	7.506" Ring Gear	SA06	Tapered Roller Bearing

**AUDI**

<b>80</b>					
Front		1988	1st Design	SAB38	Generation 1
			2nd Design	SA0020	Generation 1
		1989-92		SA0020	Generation 1
Rear	Inner	1988-92	FWD	SA15	Tapered Roller Bearing
	Outer	1988-89	Rear Disc Brakes	SA02	Tapered Roller Bearing
			Rear Drum Brakes	SA01	Tapered Roller Bearing
		1990-92	FWD	SA02	Tapered Roller Bearing

<b>80 QUATTRO</b>					
Front		1988-92		SA0020	Generation 1
Rear		1988	4-Wheel ABS	SA0020	Generation 1
			Non-ABS	FW9106	Generation 1
		1989-92		SA0020	Generation 1

# AUDI PASSENGER CAR

POSITION	YEAR	APPLICATION	PART NO.	PART TYPE	NOTES
<b>90</b>					
<b>Front</b>	1988	1st Design	SAB38	Generation 1	
		2nd Design	SA0020	Generation 1	
	1989-91		SA0020	Generation 1	
	1993-95		SA0020	Generation 1	
<b>Rear</b>	Inner	1988-91 FWD	SA15	Tapered Roller Bearing	
		Outer	1988-89 Rear Disc Brakes	SA02	Tapered Roller Bearing
	Outer	Rear Drum Brakes	SA01	Tapered Roller Bearing	
		1990-91 FWD	SA02	Tapered Roller Bearing	

## 90 QUATTRO

<b>Rear</b>	1989-91		SA0019	Generation 1	
		1993-94		SA0019	Generation 1
	1988	4-Wheel ABS	SA0020	Generation 1	
		Non-ABS	FW9106	Generation 1	
	1989-91		SA0020	Generation 1	
	1993-94		SA0020	Generation 1	

## 100

<b>Front</b>	1989-90	Standard Transmission	SA0019	Generation 1		
		1991	4-Spd, Automatic Transmission	SA0019	Generation 1	
			5-Spd, Standard Transmission	SA0019	Generation 1	
	1992-94		SA0019	Generation 1		
		1989-90	Automatic Transmission	FW9242	Generation 1	
			1991	3-Spd, Automatic Transmission	FW9242	Generation 1
<b>Rear</b>	Inner	1989-92 FWD	SA15	Tapered Roller Bearing		
		Outer	1989-92 FWD	SA02	Tapered Roller Bearing	

## 100 QUATTRO

	1989-94		SA0019	Generation 1	
--	---------	--	--------	--------------	--

## 200

<b>Front</b>	1989-90	Standard Transmission	SA0019	Generation 1		
		1991	4-Spd, Automatic Transmission	SA0019	Generation 1	
			5-Spd, Standard Transmission	SA0019	Generation 1	
	1989-90	Automatic Transmission	FW9242	Generation 1		
		1991	3-Spd, Automatic Transmission	FW9242	Generation 1	
		<b>Rear</b>	Inner	1989-91 FWD	SA15	Tapered Roller Bearing
Outer	1989-91 FWD			SA02	Tapered Roller Bearing	

## 200 QUATTRO

	1989-91		SA0019	Generation 1	
--	---------	--	--------	--------------	--

## 4000

<b>Front</b>		1980-87		SAB38	Generation 1
<b>Rear</b>		1984-87	S	FW9106	Generation 1
	Inner	1980-87	Coupe, Except Quattro	SA15	Tapered Roller Bearing
	Outer	1980-87	Coupe, Except Quattro	SA01	Tapered Roller Bearing

POSITION	YEAR	APPLICATION	PART NO.	PART TYPE	NOTES
<b>4000 QUATTRO</b>					
Front	1984-87	CS	SAB38	Generation 1	
Rear	1984-87		FW9106	Generation 1	
<b>5000</b>					
Front	1978-85		FW9106	Generation 1	
	1986	1st Design	FW9106	Generation 1	
		2nd Design	FW9242	Generation 1	
	1987-88		FW9242	Generation 1	
Rear	1978-87	Inner	SA15	Tapered Roller Bearing	
		Outer	SA02	Tapered Roller Bearing	
<b>5000 QUATTRO</b>					
	1986	2nd Design	FW9242	Generation 1	
		CS, 1st Design	FW9106	Generation 1	
	1987-88		FW9242	Generation 1	
<b>A3</b>					
Front	2006-07	Quattro	FW9253	Generation 3	
	2008-09	Quattro	FW9262	Generation 3	
	2006-07		FW9253	Generation 3	
	2008-09		FW9262	Generation 3	
<b>A4</b>					
Front	1996	V6, 2.8L, FWD, 1st Design	SA0069	Generation 1	
	1996-09	FWD, 2nd Design	SA0019	Generation 1	
	1997-01	L4, 1.8L, FWD	SA0020	Generation 1	
Rear	2002-09	FWD	RW8231	Generation 2	
	Inner	1996-01 FWD	SA15	Tapered Roller Bearing	
	Outer	1996-01 FWD	SA02	Tapered Roller Bearing	
<b>A4 QUATTRO</b>					
Front	1996-08		SA0019	Generation 1	
Rear	1998-06		SA0020	Generation 1	
	2007-09		RW8231	Generation 2	
<b>A5 QUATTRO</b>					
	2008-09		RW8231	Generation 2	
<b>A6</b>					
Front	1995-04		SA0020	Generation 1	
	2005-09		FW9227	Generation 2	
Rear	1998-04	FWD	RW8187	Generation 3	
	Inner	1995-97 FWD	SA15	Tapered Roller Bearing	
	Outer	1995-97 FWD	SA02	Tapered Roller Bearing	

# AUDI PASSENGER CAR

APPLICATIONS

POSITION	YEAR	APPLICATION	PART NO.	PART TYPE	NOTES
<b>A6 QUATTRO</b>					
	1995-97		SA0019	Generation 1	
	1998-99	Sedan	SA0019	Generation 1	
	2000-01	V6, 2.8L, Sedan	SA0019	Generation 1	
	2001-04	V6, 2.7L, Sedan	SA0019	Generation 1	
	2002-04	V6, 3.0L, Sedan	SA0019	Generation 1	
Front	2005-09		FW9227	Generation 2	
Rear	1998-99	Wagon	SA0020	Generation 1	
	2000-04	V8, 4.2L, Sedan	RW8305	Generation 3	
	2000-05	V8, 4.2L, Wagon	SA0020	Generation 1	
	2005	V6, 3.2L, Sedan	SA0019	Generation 1	

<b>A8</b>					
Front	1997-98		SA0069	Generation 1	
	1999	1st Design	SA0069	Generation 1	
		2nd Design	SA0020	Generation 1	
Rear	1997-99		SA0020	Generation 1	

<b>A8 QUATTRO</b>					
Front	1997-98		SA0069	Generation 1	
	1999-04		SA0020	Generation 1	
	2005-09		FW9227	Generation 2	
Rear	1997-99		SA0020	Generation 1	
	2000-03		RW8305	Generation 3	

<b>ALLROAD QUATTRO</b>					
	2001-05		SA0019	Generation 1	
Rear	2001-05		SA0020	Generation 1	

<b>CABRIOLET</b>					
Front	1994-98		SA0020	Generation 1	
Rear	Inner	1994-98	SA15	Tapered Roller Bearing	
	Outer	1994-98	SA02	Tapered Roller Bearing	

<b>COUPE</b>					
Front	1981-87		SAB38	Generation 1	

<b>COUPE QUATTRO</b>					
	1990-91		SA0019	Generation 1	
Rear	1990-91		SA0020	Generation 1	

<b>Q7</b>					
	2007-09		SA0082	Generation 1	*

<b>QUATTRO</b>					
	1983-85		FW9106	Generation 1	

**NOTE** \* Refer to part number in Buyers Guide for details.

POSITION	YEAR	APPLICATION	PART NO.	PART TYPE	NOTES
<b>RS4</b>					
Rear	2007		SA0019	Generation 1	
		V8, 4.2L, From Chassis #8E7904174	SA0019	Generation 1	
		V8, 4.2L, To Chassis #8E7904173	SA0019	Generation 1	
	2007-08	V8, 4.2L	SA0019	Generation 1	
<b>RS6</b>					
	2003-04		SA0019	Generation 1	
<b>S4</b>					
	1992-94		SA0019	Generation 1	
	2000-01		SA0020	Generation 1	
Front	2004-09		SA0019	Generation 1	
Rear	2004-09		RW8231	Generation 2	
<b>S6</b>					
	1995-97		SA0019	Generation 1	
	2007-08		FW9227	Generation 2	
Front	2002-03		SA0020	Generation 1	
Rear	2002-03		SA0019	Generation 1	
		Avant	RW8305	Generation 3	
<b>S8</b>					
	2001-03		SA0019	Generation 1	
Front	2007-09		FW9227	Generation 2	
Rear	2001-03		RW8305	Generation 3	
			SA0020	Generation 1	
<b>TT</b>					
Front	2000-06		SA0003	Generation 1	
	2008-09		FW9262	Generation 3	
	2009		RW8319	Generation 2	
Rear	2000-06	FWD	RW812	Generation 2	
	2008-09		RW8319	Generation 2	
<b>TT QUATTRO</b>					
	2003-05		SA0003	Generation 1	
	2008-09		FW9262	Generation 3	
Rear	2002-06		SA0019	Generation 1	
	2008-09		RW8319	Generation 2	
<b>V8 QUATTRO</b>					
	1990-94		SA0019	Generation 1	

# BMW PASSENGER CAR

APPLICATIONS

POSITION	YEAR	APPLICATION	PART NO.	PART TYPE	NOTES
<b>BMW PASSENGER CAR</b>					
<b>318I</b>					
Front	1983-85		FW9111	Generation 2	
	1991		FW9111	Generation 2	
	1992-98		FW9125	Generation 2	
Rear	1983-85		FW9113	Generation 1	
	1991-97		FW9106	Generation 1	
	1998		FW9113	Generation 1	
<b>318IS</b>					
Front	1991		FW9111	Generation 2	
	1992-97		FW9125	Generation 2	
Rear	1991-97		FW9106	Generation 1	
<b>318TI</b>					
Front	1995-99		FW9125	Generation 2	
Rear	1995-99		FW9113	Generation 1	
<b>320I</b>					
Front	Inner	1980-83	SA15	Tapered Roller Bearing	
	Outer	1980-83	SA01	Tapered Roller Bearing	
Rear		1977-83	SARW122	Ball Roller Bearing	
<b>323CI</b>					
Front	2000		FW9125	Generation 2	
<b>323I</b>					
Front	1998-00		FW9125	Generation 2	
<b>323IS</b>					
Front	1998-99		FW9125	Generation 2	
<b>325CI</b>					
Front	2001-05		FW7125	Generation 2	
<b>325E</b>					
Front	1984-87		FW9111	Generation 2	
Rear	1984-86		FW9113	Generation 1	
	1987		FW9106	Generation 1	
<b>325I</b>					
Front	1987-91		FW9111	Generation 2	
	1992-95		FW9125	Generation 2	

POSITION	YEAR	APPLICATION	PART NO.	PART TYPE	NOTES
<b>325I</b>					
Front	2001-05		FW7125	Generation 2	
		L6, 2.5L	SA0080	Generation 1	*
	2006		FW9254	Generation 3	
Rear	1987-95		FW9106	Generation 1	
	2001-05		FW9106	Generation 1	
		L6, 2.5L	SA1026	Generation 1	*
<b>325IS</b>					
Front	1987-91		FW9111	Generation 2	
	1992-95		FW9125	Generation 2	
Rear	1987-95		FW9106	Generation 1	
<b>325IX</b>					
	1988-91		FW9106	Generation 1	
<b>325XI</b>					
Front	2001-05	AWD	SA0080	Generation 1	*
	2006		FW9254	Generation 3	
<b>328CI</b>					
Front	2000		FW9125	Generation 2	
Rear	2000		FW9106	Generation 1	
<b>328I</b>					
Front	2007-09		FW9254	Generation 3	
Rear	1996-00		FW9106	Generation 1	
<b>328IS</b>					
Rear	1996-99		FW9106	Generation 1	
<b>328XI, 335I</b>					
Front	2007-08		FW9254	Generation 3	
<b>330CI, 330I</b>					
Front	2001-05		FW7125	Generation 2	
			SA0080	Generation 1	*
	2006		FW9254	Generation 3	
Rear	2001-05		SA1026	Generation 1	*
<b>330XI</b>					
Front	2001-05		SA0080	Generation 1	*
		AWD	SA0080	Generation 1	*
	2006		FW9254	Generation 3	
Rear	2001-05		SA1026	Generation 1	*

**NOTE** \* Refer to part number in Buyers Guide for details.

**BMW PASSENGER CAR**

APPLICATIONS

POSITION	YEAR	APPLICATION	PART NO.	PART TYPE	NOTES
<b>524TD</b>					
Front	1985-86		FW994	Generation 2	
Rear	1985-86		FW9180	Generation 1	
<b>525I</b>					
Front	1991-95	From Apr 1/1991	FW9125	Generation 2	
	2001-05		FW9172	Generation 3	
	2006-07	RWD	FW9210	Generation 3	
Rear	1989-95	Sedan	SA1020	Generation 1	
		Wagon	FW9180	Generation 1	
	2001-07		RW8225	Generation 2	
<b>525XI, 530XI</b>					
Front	2006-07		SA0081	Generation 1	
Rear	2006-07		RWF646	Generation 2	
<b>528E</b>					
Front	1982-88		FW994	Generation 2	
Rear	1982-88		FW9180	Generation 1	
<b>528I</b>					
Front	1997-00		FW9172	Generation 3	
	2008-09		FW9210	Generation 3	
	Inner	1979-81	SA06	Tapered Roller Bearing	
	Outer	1979-81	SA02	Tapered Roller Bearing	
Rear	1997-00		RW8225	Generation 2	
<b>530XI</b>					
Front	2006-07		SA0081	Generation 1	
Rear	2006-07		RWF646	Generation 2	
<b>533I</b>					
Front	1983-84		FW994	Generation 2	
Rear	1983-84		FW9180	Generation 1	
<b>535I</b>					
Front	1985-88		FW994	Generation 2	
	1991-93	From Apr 1/1991	FW9125	Generation 2	
	2008-09		FW9210	Generation 3	
Rear	1985-93		FW9180	Generation 1	
<b>535I XDRIVE</b>					
Rear	2009	Wagon	RW8226	Generation 2	



POSITION	YEAR	APPLICATION	PART NO.	PART TYPE	NOTES
<b>535IS</b>					
Front	1988		FW994	Generation 2	
Rear	1988		FW9180	Generation 1	
<b>540I</b>					
Front	1994-95		FW9125	Generation 2	
	1997-03		FW9172	Generation 3	
Rear	1994-95		FW9180	Generation 1	
	1997-03		RW8225	Generation 2	
<b>545I</b>					
Front	2004-05		FW9210	Generation 3	
Rear	2004-05		RWF646	Generation 2	
<b>550I</b>					
Front	2006-09		FW9210	Generation 3	
Rear	2006-09		RWF646	Generation 2	
<b>633CSI</b>					
Front	1983-84		FW994	Generation 2	
Inner	1978-82		SA13	Tapered Roller Bearing	
Outer	1978-82		SA12	Tapered Roller Bearing	
Rear	1983-84		FW9180	Generation 1	
Inner	1978-82		SA6206-2RS	Ball Roller Bearing	
Outer	1978-82		SA6206-2RS	Ball Roller Bearing	
<b>635CSI</b>					
Front	1985-89		FW994	Generation 2	
Rear	1985-89		FW9180	Generation 1	
<b>645CI</b>					
Front	2004-05		FW9210	Generation 3	
Rear	2004-05		RW8226	Generation 2	
<b>650I</b>					
Front	2006-09		FW9210	Generation 3	
Rear	2006-09		RW8226	Generation 2	
<b>733I</b>					
Front	Inner	1978-84	SA13	Tapered Roller Bearing	
	Outer	1978-84	SA12	Tapered Roller Bearing	
Rear		1982-84	FW9180	Generation 1	

**BMW PASSENGER CAR**

APPLICATIONS

POSITION	YEAR	APPLICATION	PART NO.	PART TYPE	NOTES
<b>735I</b>					
Front	1992		FW9125	Generation 2	
	Inner	1985-86	SA13	Tapered Roller Bearing	
	Outer	1985-86	SA12	Tapered Roller Bearing	
Rear	1985-92		FW9180	Generation 1	
<b>735IL</b>					
Front	1992		FW9125	Generation 2	
Rear	1988-92		FW9180	Generation 1	
<b>740I</b>					
Front	1993-95		FW9125	Generation 2	
	1995		SA0080	Generation 1	*
	1997-01		FW9171	Generation 2	
			SA0080	Generation 1	*
Rear	1993-94		FW9180	Generation 1	
	1995		SA1026	Generation 1	*
	1997-01		SA1026	Generation 1	*
<b>740IL</b>					
Front	1993-95		FW9125	Generation 2	
	1995-01		SA0080	Generation 1	*
	1996-01		FW9171	Generation 2	
Rear	1993-94		FW9180	Generation 1	
	1995-01		SA1026	Generation 1	*
<b>745I, 745LI</b>					
Front	2002-05		FW9173	Generation 3	
Rear	2002-05		RW8226	Generation 2	
<b>750I, 750LI</b>					
Front	2006-08		FW9173	Generation 3	
Rear	2006-08		RW8226	Generation 2	
<b>750IL</b>					
Front	1992-95		FW9125	Generation 2	
	1995-01		SA0080	Generation 1	*
	1996-01		FW9171	Generation 2	
Rear	1988-94		FW9180	Generation 1	
	1995-01		SA1026	Generation 1	*
<b>760I</b>					
Front	2004-07		FW9173	Generation 3	
Rear	2004-07		RW8226	Generation 2	

**NOTE** \* Refer to part number in Buyers Guide for details.

POSITION	YEAR	APPLICATION	PART NO.	PART TYPE	NOTES
<b>760LI</b>					
Front	2003-08		FW9173	Generation 3	
Rear	2003-08		RW8226	Generation 2	
<b>840CI</b>					
Front	1994-97		FW9125	Generation 2	
			SA0080	Generation 1	*
Rear	1994-97		SA1026	Generation 1	*
<b>850CI</b>					
Front	1993-97		FW9125	Generation 2	
<b>850CSI</b>					
Front	1994-95		FW9125	Generation 2	
<b>850I</b>					
Front	1991-92		SA0080	Generation 1	*
	1992	From Apr 1/1992	FW9125	Generation 2	
Rear	1991-92		SA1026	Generation 1	*
<b>1600/2</b>					
Rear	1967-83		SARW122	Ball Roller Bearing	
<b>M3</b>					
Front	1988-91		FW994	Generation 2	
	1995-99		FW9125	Generation 2	
			SA0080	Generation 1	*
	2001-05		SA0080	Generation 1	*
	2002-05		FWF1387	Generation 2	
	2008-09		FWF583	Generation 3	
Rear	1988-91		FW9113	Generation 1	
	1995-99		SA1026	Generation 1	*
	2001-05		SA1026	Generation 1	*
<b>M5</b>					
Front	1988		FW994	Generation 2	
	1991-93		FW7125	Generation 2	
	2000-03		FW9209	Generation 3	
	2006-09		FWF583	Generation 3	
Rear	1988		FW9180	Generation 1	
	1991-93		FW9180	Generation 1	
	2000-03		RW8225	Generation 2	
	2006		RWF646	Generation 2	

**NOTE** \* Refer to part number in Buyers Guide for details.

## BMW PASSENGER CAR

APPLICATIONS

POSITION	YEAR	APPLICATION	PART NO.	PART TYPE	NOTES
<b>M6</b>					
Front	1987-88		FW994	Generation 2	
	2006-09		FWF583	Generation 3	
Rear	1987-88		FW9180	Generation 1	
	2006		RWF646	Generation 2	
<b>Z3</b>					
Front	1996-00		FW9125	Generation 2	
	1998-02	M Roadster	SA0080	Generation 1	*
	1999-02	M Coupe	SA0080	Generation 1	*
	2001-02		FW7125	Generation 2	
Rear	1996-98	L4, 1.9L, Roadster	FW9113	Generation 1	
		L6, 2.8L, Roadster, Coupe	FW9106	Generation 1	
	1998	L6, 3.2L, Roadster, Coupe	FW9106	Generation 1	
	1998-02	M Roadster	SA1026	Generation 1	*
	1999-02		FW9106	Generation 1	
		M Coupe	SA1026	Generation 1	*
<b>Z4</b>					
Front	2003-08		FW7125	Generation 2	
Rear	2003-08		FW9106	Generation 1	
<b>Z8</b>					
Front	2000-03		FW9172	Generation 3	
			SA0080	Generation 1	*
Rear	2000-03		SA1026	Generation 1	*

## BMW LIGHT TRUCK, SUV & VAN

<b>X3</b>					
Front	2004-07		SA0081	Generation 1	
	2006		SA0080	Generation 1	*
Rear	2004-08		RW8226	Generation 2	
	2006		SA1026	Generation 1	*
	2009	xDrive30i	RW8226	Generation 2	
<b>X5</b>					
Front	2000		SA0080	Generation 1	*
	2001-06		SA0081	Generation 1	
	2008-09		SA0081	Generation 1	
	2009	xDrive30i, xDrive35d, xDrive48i	SA0081	Generation 1	
Rear	2000-06		RW8226	Generation 2	
<b>X6</b>					
Front	2008-09	xDrive35i, xDrive50i	SA0081	Generation 1	

**NOTE** \* Refer to part number in Buyers Guide for details.

POSITION	YEAR	APPLICATION	PART NO.	PART TYPE	NOTES
----------	------	-------------	----------	-----------	-------

## BUICK PASSENGER CAR

APPLICATIONS

### ALLURE

Front	2005-09	4-Wheel ABS	FW9121	Generation 3
		Non-ABS	FW9203	Generation 3
Rear	2005-09	4-Wheel ABS	RW8237	Generation 3
		Non-ABS	RW8245	Generation 3

### CENTURY

Front	1982-89	JA1, JA8, J41 Brakes & 9.75" Diameter Rotor	FW911K	Generation 3	
	1983-93	JA2, JA3, JA8, J41 Brakes & 10.25" Diameter Rotor	FW916K	Generation 3	
	1994-96		FW987	Generation 3	
	1997-00		FW9121	Generation 3	
	2001	4-Wheel ABS	FW9121	Generation 3	
	2002		FW9121	Generation 3	
	2003-05	4-Wheel ABS	FW9121	Generation 3	
			Non-ABS	FW9160	Generation 3
	Inner	1973-81		SA06	Tapered Roller Bearing
	Outer	1979-81		SA03	Tapered Roller Bearing
Rear	1978-81		SA5707	Cylindrical Roller Bearing	
	1983-84	JA1 & JA8 Brakes	RW903	Generation 3	
	1983-89	Heavy Duty Brakes	RW8245	Generation 3	
	1990-93		RW8245	Generation 3	
	1994-96		RW878	Generation 3	
	1997-03	Rear Disc Brakes	RW8237	Generation 3	
		Rear Drum Brakes	RW8151	Generation 3	
	2004-05	4-Wheel ABS	RW8237	Generation 3	
		Non-ABS	RW8221	Generation 3	

### ELECTRA

Front	1985-87	FWD, 1st Design (27 Spline)	FW916K	Generation 3
	1988-90	1st Design (27 Spline)	FW916K	Generation 3
Inner	1979-90		SA06	Tapered Roller Bearing
Outer	1979-90		SA03	Tapered Roller Bearing
Rear	1975-81	Except 9.5"x2" Brakes, 8.875" Ring Gear	SA6408	Cylindrical Roller Bearing
	1977-81	Chevrolet Axle, 7.50"-8.50" Ring Gear	SA5707	Cylindrical Roller Bearing
	1982-85	Limited, Park Avenue, RWD	SA5707	Cylindrical Roller Bearing
	1985-90	FWD, Non-ABS	RW8245	Generation 3
	1987	FWD, 4-Wheel ABS	RW941	Generation 3
	1988-90	4-Wheel ABS	RW941	Generation 3

### ESTATE WAGON

Front	Inner	1979-83	SA06	Tapered Roller Bearing
		1987-89	SA06	Tapered Roller Bearing
Outer		1979-83	SA03	Tapered Roller Bearing
		1987-89	SA03	Tapered Roller Bearing

**BUICK PASSENGER CAR**

POSITION	YEAR	APPLICATION	PART NO.	PART TYPE	NOTES
<b>ESTATE WAGON <i>Continued</i></b>					
Rear	1975-81	Except 9.5"x2" Brakes, 8.875" Ring Gear	SA6408	Cylindrical Roller Bearing	
	1976-81	8.875" Ring Gear, 9.5"x2" Brake Shoe	SA5707	Cylindrical Roller Bearing	
	1977-81	7.50", 8.50" Ring Gear, Chevrolet Design	SA5707	Cylindrical Roller Bearing	
	1982-83		SA6408	Cylindrical Roller Bearing	
	1987-89		SA6408	Cylindrical Roller Bearing	

**LACROSSE**

Front	2005-06	Non-ABS	FW9203	Generation 3	
	2005-07	4-Wheel ABS, Rear Drum Brakes	FW9121	Generation 3	
	2008-09	4-Wheel ABS	FW9121	Generation 3	
Rear	2005-06	Non-ABS	RW8245	Generation 3	
	2005-09	4-Wheel ABS	RW8237	Generation 3	

**LESABRE**

Front	1985-90	FWD, 1st Design ( 27 Spline)	FW916K	Generation 3	
	1992	4-Wheel ABS	FW987	Generation 3	
		Non-ABS	FW988	Generation 3	
	1993-99		FW987	Generation 3	
	2000		FW9121	Generation 3	
	2001	4-Wheel ABS	FW9121	Generation 3	
	2002-05		FW9121	Generation 3	
	Inner	1979-90		SA06	Tapered Roller Bearing
Outer	1979-90		SA03	Tapered Roller Bearing	
Rear	1975-81	Except 9.5"x2" Brakes, 8.875" Ring Gear	SA6408	Cylindrical Roller Bearing	
	1977-81	Chevrolet Axle, 7.50"-8.50" Ring Gear	SA5707	Cylindrical Roller Bearing	
	1982-85	Sedan	SA5707	Cylindrical Roller Bearing	
	1986-90	FWD, Non-ABS	RW8245	Generation 3	
	1987-90	FWD, 4-Wheel ABS	RW941	Generation 3	
	1991-92	Non-ABS	RW8245	Generation 3	
	1991-99	4-Wheel ABS	RW962	Generation 3	
	2000-05		RW803	Generation 3	

**LUCERNE**

Front	2006-09		FW9121	Generation 3	
Rear	2006-09		RW8314	Generation 3	

**PARK AVENUE**

Front	1991	2nd Design (33 splines)	FW987	Generation 3	
	1992-96		FW987	Generation 3	
	1997-00		FW9121	Generation 3	
	2001	4-Wheel ABS	FW9121	Generation 3	
	2002-05		FW9121	Generation 3	
Rear	1991-92	Non-ABS	RW8245	Generation 3	
	1991-96	4-Wheel ABS	RW962	Generation 3	
	1997-05		RW803	Generation 3	

POSITION	YEAR	APPLICATION	PART NO.	PART TYPE	NOTES
<b>REATTA</b>					
Front	1988		FW916K	Generation 3	
	1989-91		FW959	Generation 3	
Rear	1988-90	4-Wheel ABS	RW941	Generation 3	
		Non-ABS	RW8245	Generation 3	
	1991		RW803	Generation 3	

<b>REGAL</b>					
Front	1988-96		FW964K	Generation 3	
	1997-00		FW9121	Generation 3	
	2001	4-Wheel ABS	FW9121	Generation 3	
	2002		FW9121	Generation 3	
	2003-04	4-Wheel ABS	FW9121	Generation 3	
		Non-ABS	FW9160	Generation 3	
Inner	1973-87		SA06	Tapered Roller Bearing	
	1991-96		SA06	Tapered Roller Bearing	
Outer	1979-81		SA03	Tapered Roller Bearing	
	1982-87		SA34	Tapered Roller Bearing	
	1991-96		SA03	Tapered Roller Bearing	
Rear	1978-87		SA5707	Cylindrical Roller Bearing	
	1988-93	Non-ABS	RW8245	Generation 3	
	1991	4-Wheel ABS	RW942	Generation 3	
	1992-93	4-Wheel ABS	RW804	Generation 3	
	1994-95		RW804	Generation 3	
	1996	1st Design, M10x1.5 Torx Head Stud	RW804	Generation 3	
	1997-02	Rear Disc Brakes	RW8237	Generation 3	
	1997-03	Rear Drum Brakes	RW8151	Generation 3	
	2003	4-Wheel ABS, Rear Disc Brakes	RW8237	Generation 3	
		Non-ABS, Rear Disc Brakes	RW8221	Generation 3	
	2004	4-Wheel ABS	RW8237	Generation 3	
Non-ABS		RW8221	Generation 3		

<b>RIVIERA</b>					
Front	1980-85		FW913K	Generation 3	
	1986-88		FW916K	Generation 3	
	1989-91		FW959	Generation 3	
	1992-93		FW987	Generation 3	
	1995-96		FW987	Generation 3	
	1997-99		FW9121	Generation 3	
	Rear	1979-85	Rear Disc Brakes	RW909	Generation 3
Rear Drum Brakes			RW910	Generation 3	
1986-87			RW8245	Generation 3	
1988-90		4-Wheel ABS	RW941	Generation 3	
		Non-ABS	RW8245	Generation 3	
1991-93			RW803	Generation 3	
1995-99			RW803	Generation 3	

<b>ROADMASTER</b>					
Rear	1992-96	Sedan	SA5707	Cylindrical Roller Bearing	
	1994-96	Wagon	SA6408	Cylindrical Roller Bearing	

## BUICK PASSENGER CAR

POSITION	YEAR	APPLICATION	PART NO.	PART TYPE	NOTES
<b>SKYHAWK</b>					
Front	1984	2nd Design, 12mm Hole in Mounting Flange	FW917K	Generation 3	
	1985-89		FW917K	Generation 3	
Rear	1975-80		SA5707	Cylindrical Roller Bearing	
<b>SKYLARK</b>					
Front	1980-85		FW911K	Generation 3	
	1986-98		FW917K	Generation 3	
Inner	1975-81		SA06	Tapered Roller Bearing	
	1991-96		SA06	Tapered Roller Bearing	
Outer	1979-81		SA03	Tapered Roller Bearing	
	1991-96		SA03	Tapered Roller Bearing	
Rear	1980-85		RW912	Generation 3	
	1991	4-Wheel ABS	RW801	Generation 3	
		Non-ABS	RW912	Generation 3	
	1992-98		RW801	Generation 3	

### SOMERSET REGAL

Front	1985		FW917K	Generation 3	
Rear	1985		RW912	Generation 3	

## BUICK LIGHT TRUCK, SUV & VAN

### ENCLAVE

	2008-09		FWF112	Generation 3	
--	---------	--	--------	--------------	--

### RAINIER

Front	2004-07		FW9188	Generation 3	
Rear	2004-07		RW967	Cylindrical Roller Bearing	

### RENDEZVOUS

Front	2002-07	AWD	FW9121	Generation 3	
	2002-07	FWD, 4-Wheel ABS	FW9121	Generation 3	
	2003-06	FWD, Non-ABS	FW9203	Generation 3	
Rear	2002-06	FWD, 4-Wheel ABS	FW9186	Generation 3	
	2003-07	FWD, Non-ABS, Rear Disc Brakes, w/o Auto Air Level Control	RW8236	Generation 3	
	2004	FWD, Non-ABS, Rear Disc Brakes, w/ Auto Air Level Control	RW8221	Generation 3	

### TERRAZA

Front	2005	AWD	FW9121	Generation 3	
	2006	AWD	FW9236	Generation 3	
	2005		FW9121	Generation 3	
	2006-07		FW9236	Generation 3	



POSITION	YEAR	APPLICATION	PART NO.	PART TYPE	NOTES
<b>TERRAZA</b>					
Rear	2005	FWD, Independent Rear Suspension, Triangular Shaped Flange	RW8246	Generation 3	
	2006-07	FWD, 4-Wheel ABS	RW8308	Generation 3	
		FWD, Non-ABS	RW8309	Generation 3	

**CADILLAC PASSENGER CAR**

<b>ALLANTE</b>					
Front	1987-88	FWD	FW916K	Generation 3	
	1989-92	FWD	FW959	Generation 3	
	1993	FWD, 4-Wheel ABS	FW987	Generation 3	
Rear	1987-90	FWD, 4-Wheel ABS	RW941	Generation 3	
	1991-92		RW803	Generation 3	
	1993		RW806	Generation 3	

<b>CATERA</b>					
Front	1997-01		FW9164	Generation 2	
Rear	1997-01		SA0052	Generation 1	

<b>CIMARRON</b>					
Front	1984	2nd Design, 12mm Hole in Mounting Flange	FW917K	Generation 3	
	1985-88		FW917K	Generation 3	
Rear	1982-88		RW912	Generation 3	

<b>COMMERCIAL CHASSIS</b>					
Front	Inner	1975-84	SA05	Tapered Roller Bearing	
		1991-96	RWD, 4-Wheel ABS	SA06	Tapered Roller Bearing
			RWD, Non-ABS	SA05	Tapered Roller Bearing
Outer	1975-84		SA03	Tapered Roller Bearing	
	1991-96	RWD	SA03	Tapered Roller Bearing	
	1977-83		SA6408	Cylindrical Roller Bearing	
Rear	1984	7.50", 7.625" Ring Gear	SA5707	Cylindrical Roller Bearing	
		Limousine	SA6408	Cylindrical Roller Bearing	
	1985-95	RWD, 7.50", 7.625" Ring Gear	SA5707	Cylindrical Roller Bearing	

<b>CTS</b>					
Front	2003	Luxury	FW9186	Generation 3	
	2003-06	Base	FW9186	Generation 3	
	2004-07	V	FW9197	Generation 3	
Rear	2003		RW8223	Generation 3	
	2004-07	Base	RW8223	Generation 3	
		V	RW8249	Generation 3	

# CADILLAC PASSENGER CAR

POSITION	YEAR	APPLICATION	PART NO.	PART TYPE	NOTES	
<b>DEVILLE</b>						
<b>Front</b>	1985-91		<b>FW916K</b>	Generation 3		
	1992-93	4-Wheel ABS	<b>FW987</b>	Generation 3		
		Non-ABS, Heavy Duty Brakes	<b>FW988</b>	Generation 3		
	1994-96		<b>FW987</b>	Generation 3		
	1997-00	Except Heavy Duty Brakes	<b>FW9121</b>	Generation 3		
	2001	4-Wheel ABS,	<b>FW9121</b>	Generation 3		
		Except Heavy Duty Brakes				
	2002-05	Except Heavy Duty Brakes	<b>FW9121</b>	Generation 3		
	<b>Rear</b>	1980-84		<b>SA5707</b>	Cylindrical Roller Bearing	
		1985		<b>RW8245</b>	Generation 3	
1986-93		Non-ABS	<b>RW8245</b>	Generation 3		
1987-90		4-Wheel ABS	<b>RW941</b>	Generation 3		
1991-93		4-Wheel ABS	<b>RW962</b>	Generation 3		
1994-96			<b>RW806</b>	Generation 3		
1997-99		Except Heavy Duty Brakes	<b>RW806</b>	Generation 3		
2000-05		Except Heavy Duty Brakes	<b>RW803</b>	Generation 3		
<b>DTS</b>						
<b>Front</b>		2006-09	Except Heavy Duty Suspension	<b>FW9121</b>	Generation 3	
<b>Rear</b>	2006-09	Except Heavy Duty Suspension	<b>RW8314</b>	Generation 3		
<b>ELDORADO</b>						
<b>Front</b>	1979-85		<b>FW913K</b>	Generation 3		
	1986-88		<b>FW916K</b>	Generation 3		
	1989-91		<b>FW959</b>	Generation 3		
	1992-93	4-Wheel ABS	<b>FW987</b>	Generation 3		
	1994-96		<b>FW987</b>	Generation 3		
	1997-00		<b>FW9121</b>	Generation 3		
	2001	4-Wheel ABS	<b>FW9121</b>	Generation 3		
	2002		<b>FW9121</b>	Generation 3		
	<b>Rear</b>	1979-85	Rear Disc Brakes	<b>RW909</b>	Generation 3	
1986-87			<b>RW8245</b>	Generation 3		
1988-90		4-Wheel ABS	<b>RW941</b>	Generation 3		
		Non-ABS	<b>RW8245</b>	Generation 3		
1991-92			<b>RW803</b>	Generation 3		
1993-02			<b>RW806</b>	Generation 3		
<b>FLEETWOOD</b>						
<b>Front</b>	1985-91	FWD, Except Heavy Duty Brakes	<b>FW916K</b>	Generation 3		
	1992-93	FWD, Non-ABS, Heavy Duty Brakes	<b>FW988</b>	Generation 3		
	Inner	1970-84	Coupe, Except Commercial Chassis	<b>SA06</b>	Tapered Roller Bearing	
		1977-84	Limousine, Commercial chassis	<b>SA05</b>	Tapered Roller Bearing	
	1991-96	Sedan, Except Commercial Chassis	<b>SA06</b>	Tapered Roller Bearing		
		Brougham, RWD, 4-Wheel ABS	<b>SA06</b>	Tapered Roller Bearing		
	Outer	Brougham, RWD, Non-ABS	<b>SA05</b>	Tapered Roller Bearing		
		1978-90		<b>SA03</b>	Tapered Roller Bearing	
	1991-96	Brougham, RWD	<b>SA03</b>	Tapered Roller Bearing		
	<b>Rear</b>	1977-84	Coupe, Except Commercial Chassis	<b>SA5707</b>	Cylindrical Roller Bearing	
Limousine, Commercial chassis			<b>SA6408</b>	Cylindrical Roller Bearing		
Sedan, Except Commercial Chassis			<b>SA5707</b>	Cylindrical Roller Bearing		
1985-93		FWD, Non-ABS	<b>RW8245</b>	Generation 3		
1986-90		FWD, 12"x2.5" Rear Brakes	<b>SA6408</b>	Cylindrical Roller Bearing		
1987-90	FWD, 4-Wheel ABS	<b>RW941</b>	Generation 3			

POSITION	YEAR	APPLICATION	PART NO.	PART TYPE	NOTES	
<b>FLEETWOOD</b>						
Rear	1991-93	FWD, 4-Wheel ABS	RW962	Generation 3		
	1991-95	Brougham, RWD, 7.50", 7.625" Ring Gear	SA5707	Cylindrical Roller Bearing		
		Brougham, RWD, 9.50" Ring Gear	SAR1561TV	Cylindrical Roller Bearing		
	1996	RWD, Non-ABS	SAR1561TV	Cylindrical Roller Bearing		
<b>SEVILLE</b>						
Front	1980-85		FW913K	Generation 3		
	1986-88		FW916K	Generation 3		
	1989-91		FW959	Generation 3		
	1992-93	4-Wheel ABS	FW987	Generation 3		
	1994-96		FW987	Generation 3		
	1997-00		FW9121	Generation 3		
	2001	4-Wheel ABS	FW9121	Generation 3		
	2002-04		FW9121	Generation 3		
	Rear	1980-85		RW909	Generation 3	
		1986-87		RW8245	Generation 3	
1988-90		4-Wheel ABS	RW941	Generation 3		
		Non-ABS	RW8245	Generation 3		
1991-92			RW803	Generation 3		
1993-97			RW806	Generation 3		
1998-04			RW803	Generation 3		
<b>STS</b>						
Front	2005-08	AWD	FW9238	Generation 3		
		RWD	FW9186	Generation 3		
Rear	2005-07	Base	RW8223	Generation 3		
	2008		RW8223	Generation 3		
<b>XLR</b>						
Front	2004-08		FW9139	Generation 3		
Rear	2004-08		RW8153	Generation 3		

**CADILLAC LIGHT TRUCK, SUV & VAN**

<b>ESCALADE</b>					
Front	1999-00	4WD	FW724	Generation 3	
	2002-06	AWD	FW736	Generation 3	
		RWD	FW754	Generation 3	
Rear	2002-09		RW967	Cylindrical Roller Bearing	
<b>SRX</b>					
Front	2004-09	AWD	FW9198	Generation 3	
		RWD	FW9197	Generation 3	
Rear	2004-09		RW8243	Generation 3	

POSITION	YEAR	APPLICATION	PART NO.	PART TYPE	NOTES
----------	------	-------------	----------	-----------	-------

**CHECKER**

**MARATHON**

Front	Inner	1969-82	SA05	Tapered Roller Bearing	
	Outer	1970-82	SA03	Tapered Roller Bearing	

**CHEVROLET PASSENGER CAR**

**AVEO, AVE05**

Front		2004-09	SAB35	Generation 1	
-------	--	---------	-------	--------------	--

**BEL AIR**

Front	Inner	1981	SA06	Tapered Roller Bearing	
	Outer	1981	SA03	Tapered Roller Bearing	
Rear		1981	Chevrolet Axle, 7.50"-8.50" Ring Gear	SA5707	Cylindrical Roller Bearing
			Except 9.5"x2" Brakes, 8.875" Ring Gear	SA6408	Cylindrical Roller Bearing

**BERETTA**

Front		1987-96	FW917K	Generation 3	
Rear		1987-90	RW912	Generation 3	
		1991	Except Sport Suspension	RW912	Generation 3
		1992-96	RW801	Generation 3	

**CAMARO**

Front		1993-02	FW990	Generation 3	
	Inner	1967-92	SA06	Tapered Roller Bearing	
	Outer	1979-81	SA03	Tapered Roller Bearing	
		1982-87	SA34	Tapered Roller Bearing	
		1988	Base	SA34	Tapered Roller Bearing
		1988-90	Iroc-Z	SA03	Tapered Roller Bearing
		1989-92	RS	SA34	Tapered Roller Bearing
		1991-92	Z28	SA03	Tapered Roller Bearing
		1992	RS Heritage Edition	SA34	Tapered Roller Bearing
	Rear		1968-86	SA5707	Cylindrical Roller Bearing
		1987-90	7.625" Ring Gear	SA5707	Cylindrical Roller Bearing
		1991-02	SA5707	Cylindrical Roller Bearing	

**CAPRICE**

Front	Inner	1979-96	SA06	Tapered Roller Bearing	
	Outer	1969-96	SA03	Tapered Roller Bearing	
Rear		1976-81	Except 9.5"x2" Brakes, 8.875" Ring Gear	SA6408	Cylindrical Roller Bearing
		1977-81	Chevrolet Axle, 7.50"-8.50" Ring Gear	SA5707	Cylindrical Roller Bearing
		1982-96	Sedan	SA5707	Cylindrical Roller Bearing
		Wagon	SA6408	Cylindrical Roller Bearing	

POSITION	YEAR	APPLICATION	PART NO.	PART TYPE	NOTES
<b>CAVALIER</b>					
Front	1984	2nd Design, 12mm Hole in Mounting Flange	FW917K	Generation 3	
	1985-05		FW917K	Generation 3	
Rear	1982-90		RW912	Generation 3	
	1991	Except Sport Suspension	RW912	Generation 3	
	1992-02		RW801	Generation 3	
	2003-05	4-Wheel ABS	RW801	Generation 3	
		Non-ABS	RW912	Generation 3	

<b>CELEBRITY</b>					
Front	1982-89	9.750" Brake Rotor	FW911K	Generation 3	
	1983-90	10.25" Brake Rotor	FW916K	Generation 3	
Rear	1982-84	JA1 & JA8 Brakes	RW903	Generation 3	
	1983-89	Heavy Duty Brakes	RW8245	Generation 3	
	1985-89	JA1 Brakes	RW903	Generation 3	
	1990		RW8245	Generation 3	

<b>CHEVETTE</b>					
Front	Inner	1976-87	SA04	Tapered Roller Bearing	
	Outer	1976-87	SA01	Tapered Roller Bearing	

<b>CITATION</b>					
Front	1980-83		FW911K	Generation 3	
Rear	1980-83		RW912	Generation 3	

<b>CLASSIC</b>					
Front	2004-05		FW9137	Generation 3	
Rear	2004-05		RW8152	Generation 3	

<b>COBALT</b>					
Front	2005-06	L4, 2.2L, Non-ABS	FW9205	Generation 3	
	2005-07	4-Wheel ABS, 5 Stud Hub	FW9206	Generation 3	
		LS, LT, Non-ABS	FW9205	Generation 3	
	2005-09	4-Wheel ABS, 4 Stud Hub	FW9204	Generation 3	
	2006-07	L4, 2.4L, SS, Non-ABS	FW9205	Generation 3	
	2008-09	Non-ABS	FW9205	Generation 3	
		SS	FW9214	Generation 3	
	Rear	2005-06	L4, 2.2L, 4-Wheel ABS	RW8247	Generation 3
2005-07		4-Wheel ABS, 5 Stud Hub	RW8250	Generation 3	
2005-09		4-Wheel ABS, 4 Stud Hub	RW8247	Generation 3	
		Non-ABS	RW8248	Generation 3	
2007		4-Wheel ABS	RW8247	Generation 3	

<b>CORSICA</b>					
Front	1987-96		FW917K	Generation 3	
Rear	1987-90		RW912	Generation 3	
	1991	Except Sport Suspension	RW912	Generation 3	
	1992-96		RW801	Generation 3	

# CHEVROLET PASSENGER CAR

POSITION	YEAR	APPLICATION	PART NO.	PART TYPE	NOTES
<b>CORVETTE</b>					
Front	1984-90		FW919	Generation 3	
	1991-96		FW985	Generation 3	
	1997-08		FW9139	Generation 3	
Inner	1969-82		SA05	Tapered Roller Bearing	
	Outer	1969-82	SA03	Tapered Roller Bearing	
Rear	1984-96		RW920	Generation 3	
	1997-08		RW8153	Generation 3	
	Inner	1963-82	M86649-610CZ	Tapered Roller Bearing	
	Outer	1963-82	SA05	Tapered Roller Bearing	

<b>EPICA</b>					
Front	2004-06	4-Wheel ABS	FW9250	Generation 3	
		Non-ABS	FW9251	Generation 3	
Rear	2004-06	4-Wheel ABS	RW8316	Generation 3	
		Non-ABS	RW8317	Generation 3	

<b>HHR</b>					
Front	2006-09	4-Wheel ABS	FW9206	Generation 3	
		Non-ABS	FW9237	Generation 3	
Rear	2006-09	4-Wheel ABS	RW8250	Generation 3	
		Non-ABS	RW8315	Generation 3	

<b>IMPALA</b>						
Front	2000-05	Non-ABS	FW9160	Generation 3		
	2000-09	4-Wheel ABS	FW9121	Generation 3		
	2006-09	Non-ABS	FW9203	Generation 3		
	Inner	1979-85		SA06	Tapered Roller Bearing	
		1994-96		SA06	Tapered Roller Bearing	
	Outer	1979-85		SA03	Tapered Roller Bearing	
1994-96			SA03	Tapered Roller Bearing		
Rear	1976-81	Except 9.5"x2" Brakes, 8.875" Ring Gear	SA6408	Cylindrical Roller Bearing		
	1977-81	Chevrolet Axle, 7.50"-8.50" Ring Gear	SA5707	Cylindrical Roller Bearing		
	1982-85	Sedan	SA5707	Cylindrical Roller Bearing		
		Wagon	SA6408	Cylindrical Roller Bearing		
	1994-96	Sedan	SA5707	Cylindrical Roller Bearing		
	2000-01	4-Wheel ABS, Rear Disc Brakes	RW8237	Generation 3		
		Non-ABS, Rear Disc Brakes	RW8221	Generation 3		
	2002-05	Non-ABS	RW8221	Generation 3		
2002-09	4-Wheel ABS	RW8237	Generation 3			
2006-09	Non-ABS	RW8245	Generation 3			

<b>LUMINA</b>					
Front	1990-01		FW964K	Generation 3	
Rear	1990-91		RW8245	Generation 3	
	1992-95	4-Wheel ABS	RW804	Generation 3	
	1992-01	Non-ABS	RW8245	Generation 3	
	1996	4-Wheel ABS, 1st Design	RW804	Generation 3	
		4-Wheel ABS, 2nd Design	RW8151	Generation 3	
	1997-01	4-Wheel ABS	RW8151	Generation 3	

POSITION	YEAR	APPLICATION	PART NO.	PART TYPE	NOTES
<b>MALIBU</b>					
<b>Front</b>	1997-03		<b>FW9137</b>	Generation 3	
	2004-09	4-Wheel ABS	<b>FW9214</b>	Generation 3	
		Non-ABS	<b>FW9215</b>	Generation 3	
Inner	1973-83		<b>SA06</b>	Tapered Roller Bearing	
Outer	1979-81		<b>SA03</b>	Tapered Roller Bearing	
	1982-83		<b>SA34</b>	Tapered Roller Bearing	
<b>Rear</b>	1978-83		<b>SA5707</b>	Cylindrical Roller Bearing	
	1997-00		<b>RW803</b>	Generation 3	
	2001-03	To Mar 12/2003	<b>RW8152</b>	Generation 3	
	2004-09	Non-ABS	<b>RW8287</b>	Generation 3	

<b>METRO</b>					
<b>Front</b>	Inner	1998-01		<b>SA0001</b>	Generation 1
<b>Rear</b>		1998-01	4-Wheel ABS	<b>RW8204</b>	Generation 2
	Inner	1998-01	Non-ABS	<b>SA6205-RS</b>	Ball Roller Bearing
	Outer	1998-01	Non-ABS	<b>SA6204-RS</b>	Ball Roller Bearing

<b>MONTE CARLO</b>					
<b>Front</b>		1995-99		<b>FW964K</b>	Generation 3
		2000	4-Wheel ABS	<b>FW9121</b>	Generation 3
		2000-05	Non-ABS	<b>FW9160</b>	Generation 3
		2001	4-Wheel ABS	<b>FW9121</b>	Generation 3
		2002-07	4-Wheel ABS	<b>FW9121</b>	Generation 3
		2006-07	Non-ABS	<b>FW9203</b>	Generation 3
	Inner	1970-88		<b>SA06</b>	Tapered Roller Bearing
	Outer	1979-81		<b>SA03</b>	Tapered Roller Bearing
		1982-88		<b>SA34</b>	Tapered Roller Bearing
	<b>Rear</b>		1978-88		<b>SA5707</b>
		1995-99	4-Wheel ABS	<b>RW8151</b>	Generation 3
			Non-ABS	<b>RW8245</b>	Generation 3
		2000	Non-ABS	<b>RW8221</b>	Generation 3
			Rear Drum Brakes	<b>RW8245</b>	Generation 3
		2000-01	4-Wheel ABS, Rear Disc Brakes	<b>RW8237</b>	Generation 3
			Non-ABS, Rear Disc Brakes	<b>RW8221</b>	Generation 3
		2002-05	Non-ABS	<b>RW8221</b>	Generation 3
	2002-07	4-Wheel ABS	<b>RW8237</b>	Generation 3	
	2006-07	Non-ABS	<b>RW8245</b>	Generation 3	

<b>MONZA</b>					
<b>Front</b>	Inner	1975-80		<b>SA06</b>	Tapered Roller Bearing
	Outer	1975-80		<b>SA01</b>	Tapered Roller Bearing
<b>Rear</b>		1975-80		<b>SA5707</b>	Cylindrical Roller Bearing

<b>NOVA</b>					
<b>Front</b>		1985-88		<b>FW202</b>	Generation 1
<b>Rear</b>		1985-88		<b>RW931</b>	Generation 1

<b>PRIZM</b>					
<b>Front</b>		1998-02		<b>SA0007</b>	Generation 1
<b>Rear</b>		1998-02	4-Wheel ABS	<b>RW8184</b>	Generation 3
			Non-ABS	<b>RW818</b>	Generation 3

## CHEVROLET PASSENGER CAR

POSITION	YEAR	APPLICATION	PART NO.	PART TYPE	NOTES
<b>SPECTRUM</b>					
Front	1985-88	Non-Turbo, Except Heavy Duty Suspension	SAB35	Generation 1	
		Turbo, Heavy Duty Suspension	FW306	Generation 1	
Rear	Inner	1985-88	SA04	Tapered Roller Bearing	
	Outer	1985-88	SA01	Tapered Roller Bearing	
<b>SPRINT</b>					
Front	1985-86		SA6007-2RS	Ball Roller Bearing	
	1987-91 Non-turbo		SA6007-2RS	Ball Roller Bearing	
	Inner	1987-91 Turbo	SA0001	Generation 1	
Rear	1985-91		SA6204-2RS	Ball Roller Bearing	
	Inner	1985-91	SA6205-2RS	Ball Roller Bearing	
Right	Outer	1985-91	SA6204-2RS	Ball Roller Bearing	

## CHEVROLET LIGHT TRUCK, SUV & VAN

<b>ASTRO</b>					
Front	1990-94 AWD		FW705	Generation 3	
	1995-02 AWD		FW719	Generation 3	
	2003-05 RWD		FW744	Generation 3	
	Inner	1985-02 RWD	SA06	Tapered Roller Bearing	
	Outer	1985-02 RWD	SA03	Tapered Roller Bearing	
	Right	2003-05 AWD	FW792	Generation 3	
Rear	1985-89 7.50" Ring Gear		RW923	Cylindrical Roller Bearing	
	1990-01 7.625" & 7.650" Ring Gear		RW923	Cylindrical Roller Bearing	
	2002		RW923	Cylindrical Roller Bearing	
	2003-05		RW967	Cylindrical Roller Bearing	
	<b>AVALANCHE 1500</b>				
Front	2002-05 RWD		FW754	Generation 3	
	2002-06 4WD		FW736	Generation 3	
Rear	2002-09		RW967	Cylindrical Roller Bearing	
<b>AVALANCHE 2500</b>					
Front	2002-07	4WD	FW786	Generation 3	
<b>BLAZER</b>					
Front	1992-94 4WD		FW701	Generation 3	
	1997 4WD, 2nd Design		FW9124	Generation 3	
	1998-05 4WD		FW9124	Generation 3	
			FW9200	Generation 3	
	Inner	1995-97 RWD	SA06	Tapered Roller Bearing	
	Outer	1995-97 RWD	SA34	Tapered Roller Bearing	
Rear	1987-91		SA6408	Cylindrical Roller Bearing	
	1992-94 Full Size		RW967	Cylindrical Roller Bearing	
	1995-05 7.625"-8.50" Ring Gear, C & K Axle Code		SA5707	Cylindrical Roller Bearing	



POSITION	YEAR	APPLICATION	PART NO.	PART TYPE	NOTES
<b>C10</b>					
<b>Front</b>	Inner	1975-80	SA05	Tapered Roller Bearing	
		1981-86	Light Duty Brakes	SA06	Tapered Roller Bearing
	Outer	1975-80	SA03	Tapered Roller Bearing	
		1981-86	Light Duty Brakes	SA03	Tapered Roller Bearing
<b>Rear</b>		1975-86	SA6408	Cylindrical Roller Bearing	

**C10 SUBURBAN**

<b>Front</b>	Inner	1975-80	SA05	Tapered Roller Bearing	
	Outer	1975-80	SA03	Tapered Roller Bearing	
<b>Rear</b>		1968-86	H033 & H035 Axles	SA6408	Cylindrical Roller Bearing

**C20**

<b>Front</b>	Inner	1981-86	8600 lb. G.V.W.	SA35	Tapered Roller Bearing
	Outer	1981-86	8600 lb. G.V.W.	15103S-15243	Tapered Roller Bearing
<b>Rear</b>		1981-86	9.50" Ring Gear	SAR1561TV	Cylindrical Roller Bearing
	Inner	1975-86	10.50" Ring Gear	387AS-382A	Tapered Roller Bearing
	Outer	1975-86	10.50" Ring Gear	SA38	Tapered Roller Bearing

**C20 SUBURBAN**

<b>Front</b>	Inner	1981-86	8600 lb. G.V.W.	SA35	Tapered Roller Bearing
	Outer	1981-86	8600 lb. G.V.W.	15103S-15243	Tapered Roller Bearing
<b>Rear</b>	Inner	1973-86	10.50" Ring Gear	387AS-382A	Tapered Roller Bearing
	Outer	1975-86	10.50" Ring Gear	SA38	Tapered Roller Bearing

**C30**

<b>Front</b>	Inner	1975-86		SA35	Tapered Roller Bearing
	Outer	1975-86		15103S-15243	Tapered Roller Bearing
<b>Rear</b>	Inner	1975-86	10.50" Ring Gear	387AS-382A	Tapered Roller Bearing
	Outer	1975-86	10.50" Ring Gear	SA38	Tapered Roller Bearing

**C1500**

<b>Front</b>	Inner	1988-91	Heavy Duty Brakes	SA05	Tapered Roller Bearing
			Light Duty Brakes	SA06	Tapered Roller Bearing
		1992-94	Under 8,600 G.V.W.	SA05	Tapered Roller Bearing
	Outer	1995-99	Diesel, Over 8,600 G.V.W.	SA35	Tapered Roller Bearing
			Gas, Under 8,600 G.V.W.	SA05	Tapered Roller Bearing
		1988-91		SA03	Tapered Roller Bearing
<b>Front</b>	Outer	1992-94	Under 8,600 G.V.W.	SA03	Tapered Roller Bearing
		1995-99	Diesel, Over 8,600 G.V.W.	15103S-15243	Tapered Roller Bearing
<b>Rear</b>		1988-99	Gas, Under 8,600 G.V.W.	SA03	Tapered Roller Bearing
			8.50" Ring Gear	RW967	Cylindrical Roller Bearing
		9.50" Ring Gear	SAR1561TV	Cylindrical Roller Bearing	

**C1500 SUBURBAN**

<b>Front</b>	Inner	1995-99	Diesel, Over 8,600 G.V.W.	SA35	Tapered Roller Bearing
			Gas, Under 8,600 G.V.W.	SA05	Tapered Roller Bearing
	Outer	1995-99	Diesel, Over 8,600 G.V.W.	15103S-15243	Tapered Roller Bearing
			Gas, Under 8,600 G.V.W.	SA03	Tapered Roller Bearing

# CHEVROLET LIGHT TRUCK, SUV & VAN

POSITION	YEAR	APPLICATION	PART NO.	PART TYPE	NOTES
<b>C2500</b>					
<b>Front</b>	Inner	1988-91	Except 8600 lb. G.V.W.	SA05	Tapered Roller Bearing
		1988-00	8600 lb. G.V.W.	SA35	Tapered Roller Bearing
		1992-00	7200 lb. G.V.W.	SA05	Tapered Roller Bearing
	Outer	1988-91	Except 8600 lb. G.V.W.	SA03	Tapered Roller Bearing
		1988-00	8600 lb. G.V.W.	15103S-15243	Tapered Roller Bearing
		1992-00	7200 lb. G.V.W.	SA03	Tapered Roller Bearing
<b>Rear</b>	Inner	1988-00	9.50" Ring Gear	SAR1561TV	Cylindrical Roller Bearing
		1991-00	8.50" Ring Gear	RW967	Cylindrical Roller Bearing
	Outer	1988-00	10.50" Ring Gear	387AS-382A	Tapered Roller Bearing
		1988-00	10.50" Ring Gear	SA38	Tapered Roller Bearing

## C2500 SUBURBAN

<b>Front</b>	Inner	1992-99	7200 lb. G.V.W.	SA05	Tapered Roller Bearing
			8600 lb. G.V.W.	SA35	Tapered Roller Bearing
	Outer	1992-99	7200 lb. G.V.W.	SA03	Tapered Roller Bearing
			8600 lb. G.V.W.	15103S-15243	Tapered Roller Bearing

## C3500

<b>Front</b>	Inner	1988-90		SA35	Tapered Roller Bearing
		1991-00	Except 12,500 lb. to 15,000 lb. G.V.W.	SA35	Tapered Roller Bearing
	Outer	1988-00		15103S-15243	Tapered Roller Bearing
		2001-02	183.0 Wheel Base, 12,500 to 15,000 lb. G.V.W.	15103S-15243	Tapered Roller Bearing
<b>Rear</b>	1988-91	9.50" Ring Gear	SAR1561TV	Cylindrical Roller Bearing	
	Inner	1988-00	10.50" Ring Gear	387AS-382A	Tapered Roller Bearing
	Outer	1988-00	10.50" Ring Gear	SA38	Tapered Roller Bearing

## COLORADO

<b>Rear</b>	2004-09		RW967	Cylindrical Roller Bearing
-------------	---------	--	-------	----------------------------

## EL CAMINO

<b>Front</b>	Inner	1964-87		SA06	Tapered Roller Bearing
	Outer	1979-81		SA03	Tapered Roller Bearing
		1982-87		SA34	Tapered Roller Bearing
<b>Rear</b>	1973-84	7.50"-8.50" Ring Gear	SA5707	Cylindrical Roller Bearing	
		Pontiac Axle, 8.5"-8.875" Ring Gears	SA6408	Cylindrical Roller Bearing	
	1985-87		SA5707	Cylindrical Roller Bearing	

## EQUINOX

<b>Front</b>	2005-06	4-Wheel ABS	FW9189	Generation 3
		Non-ABS	FW9190	Generation 3
<b>Rear</b>	2005-06	4-Wheel ABS	RW8229	Generation 3
		Non-ABS	RW8230	Generation 3

## EXPRESS 1500

<b>Front</b>	2003-08	AWD	FW736	Generation 3
		RWD	FW754	Generation 3
<b>Rear</b>	2000-09		RW967	Cylindrical Roller Bearing

POSITION	YEAR	APPLICATION	PART NO.	PART TYPE	NOTES
<b>EXPRESS 2500</b>					
<b>Front</b>	2003-05	AWD, 6 Stud Hub Assembly	<b>FW736</b>	Generation 3	
	2003-08	RWD, 8 Stud Hub Assembly	<b>FW759</b>	Generation 3	
		RWD, 6 Stud Hub Assembly	<b>FW754</b>	Generation 3	
	2006-08	AWD, 6 Stud Bolt Pattern	<b>FW736</b>	Generation 3	
	2009		<b>FW759</b>	Generation 3	
<b>Rear</b>	2006-09		<b>SAR1561TV</b>	Cylindrical Roller Bearing	

<b>EXPRESS 3500</b>					
<b>Front</b>	2003-08	Heavy Duty Suspension, 8 Stud Hub Assembly	<b>FW760</b>	Generation 3	
	2003-09	Except Heavy Duty Suspension, 8 Stud Hub Assembly	<b>FW759</b>	Generation 3	
<b>Rear</b>	2007-08		<b>SAR1561TV</b>	Cylindrical Roller Bearing	
	Inner 2003-09	Single Rear Wheels	<b>387AS-382A</b>	Tapered Roller Bearing	
	Outer 2003-09	Single Rear Wheels	<b>SA38</b>	Tapered Roller Bearing	

<b>G10</b>					
<b>Front</b>	Inner 1979-95		<b>SA05</b>	Tapered Roller Bearing	
	Outer 1979-95		<b>SA03</b>	Tapered Roller Bearing	
<b>Rear</b>	1975-93	8.50" Ring Gear	<b>SA6408</b>	Cylindrical Roller Bearing	
	1994-95		<b>SA6408</b>	Cylindrical Roller Bearing	

<b>G20</b>					
<b>Front</b>	Inner	1977-90	Non-ABS, Gas, (JB5) Brakes	<b>SA05</b>	Tapered Roller Bearing
		1991-95	Diesel, JB5 Brakes	<b>SA35</b>	Tapered Roller Bearing
			Gas, JB5 Brakes	<b>SA05</b>	Tapered Roller Bearing
	Outer	1977-90	Non-ABS, Gas, (JB5) Brakes	<b>SA03</b>	Tapered Roller Bearing
		1983-95	Heavy Duty Brakes	<b>1779-1729X</b>	Tapered Roller Bearing
		1991-95	Gas, JB5 Brakes	<b>SA03</b>	Tapered Roller Bearing
<b>Rear</b>	1975-93	8.50" Ring Gear	<b>SA6408</b>	Cylindrical Roller Bearing	
	1994-95		<b>SA6408</b>	Cylindrical Roller Bearing	
	Inner 1975-95	10.50" Ring Gear	<b>387AS-382A</b>	Tapered Roller Bearing	
	Outer 1975-95	10.50" Ring Gear	<b>SA38</b>	Tapered Roller Bearing	

<b>G30</b>					
<b>Front</b>	Inner 1975-96		<b>SA35</b>	Tapered Roller Bearing	
	Outer 1975-96		<b>15103S-15243</b>	Tapered Roller Bearing	
<b>Rear</b>	1983-91	9.50" Ring Gear	<b>SAR1561TV</b>	Cylindrical Roller Bearing	
	Inner 1975-82		<b>387AS-382A</b>	Tapered Roller Bearing	
	1983-96	10.50" Ring Gear	<b>387AS-382A</b>	Tapered Roller Bearing	
	Outer 1975-82		<b>SA38</b>	Tapered Roller Bearing	
	1983-96	10.50" Ring Gear	<b>SA38</b>	Tapered Roller Bearing	

<b>K5 BLAZER</b>					
<b>Front</b>	Inner 1975-80	RWD	<b>SA05</b>	Tapered Roller Bearing	
	Outer 1975-80	RWD	<b>SA03</b>	Tapered Roller Bearing	
		1975-86	4WD	<b>SA35</b>	Tapered Roller Bearing
<b>Rear</b>	1975-86		<b>SA6408</b>	Cylindrical Roller Bearing	

# CHEVROLET LIGHT TRUCK, SUV & VAN

POSITION	YEAR	APPLICATION	PART NO.	PART TYPE	NOTES
<b>K10</b>					
Front	Outer	1973-86	SA35	Tapered Roller Bearing	
Rear		1975-86	SA6408	Cylindrical Roller Bearing	
<b>K10 SUBURBAN</b>					
Rear		1973-86	SA6408	Cylindrical Roller Bearing	
<b>K20</b>					
Front	Outer	1977-86	2nd Design Axle	SA35	Tapered Roller Bearing
Rear		1981-86	9.50" Ring Gear	SAR1561TV	Cylindrical Roller Bearing
	Inner	1975-86	10.50" Ring Gear	387AS-382A	Tapered Roller Bearing
	Outer	1975-86	10.50" Ring Gear	SA38	Tapered Roller Bearing
<b>K20 SUBURBAN</b>					
Rear	Inner	1973-86	10.50" Ring Gear	387AS-382A	Tapered Roller Bearing
	Outer	1973-86	10.50" Ring Gear	SA38	Tapered Roller Bearing
<b>K30</b>					
Front	Inner	1977-86		387AS-382A	Tapered Roller Bearing
	Outer	1977-86		SA38	Tapered Roller Bearing
Rear	Inner	1977-86	10.50" Ring Gear	387AS-382A	Tapered Roller Bearing
	Outer	1977-86	10.50" Ring Gear	SA38	Tapered Roller Bearing
<b>K1500</b>					
Front		1988-91	Heavy Duty Suspension	FW701	Generation 3
			Light Duty Suspension	FW702	Generation 3
		1992-94		FW701	Generation 3
		1995-99	6 Stud Hub Assembly	FW724	Generation 3
		1996-99	8 Stud Hub Assembly	FW741	Generation 3
Rear		1988-99	9.50" Ring Gear	SAR1561TV	Cylindrical Roller Bearing
<b>K1500 SUBURBAN</b>					
Front		1994		FW701	Generation 3
		1995-99	6 Stud Hub Assembly	FW724	Generation 3
Rear		1992-99	9.50" Ring Gear	SAR1561TV	Cylindrical Roller Bearing
<b>K2500</b>					
Front		1988-94	6 Stud Hub Assembly	FW701	Generation 3
			8 Stud Hub Assembly	FW718	Generation 3
		1995	6 Stud Hub Assembly	FW724	Generation 3
		1996-00		FW741	Generation 3
		Left	1995	8 Stud Hub Assembly	FW715
	Right	1995	8 Stud Hub Assembly	FW716	Generation 3
Rear		1988-00	9.50" Ring Gear	SAR1561TV	Cylindrical Roller Bearing
		1991-00	8.50" Ring Gear	RW967	Cylindrical Roller Bearing
	Inner	1988-00	10.50" Ring Gear	387AS-382A	Tapered Roller Bearing
	Outer	1988-00	10.50" Ring Gear	SA38	Tapered Roller Bearing

POSITION	YEAR	APPLICATION	PART NO.	PART TYPE	NOTES
<b>K2500 SUBURBAN</b>					
<b>Front</b>	1992-94	8 Stud Hub Assembly	<b>FW718</b>	Generation 3	
	1994	6 Stud Hub Assembly	<b>FW701</b>	Generation 3	
	1995	6 Stud Hub Assembly	<b>FW724</b>	Generation 3	
	1996-99		<b>FW741</b>	Generation 3	
Left	1995	8 Stud Hub Assembly	<b>FW715</b>	Generation 3	
Right	1995	8 Stud Hub Assembly	<b>FW716</b>	Generation 3	
<b>Rear</b>	1992-99	9.50" Ring Gear	<b>SAR1561TV</b>	Cylindrical Roller Bearing	
	Inner	1992-99	10.50" Ring Gear	<b>387AS-382A</b>	Tapered Roller Bearing
	Outer	1992-99	10.50" Ring Gear	<b>SA38</b>	Tapered Roller Bearing

<b>K3500</b>					
<b>Front</b>	1988-94	w/ Single Rear Wheels	<b>FW718</b>	Generation 3	
	1996-00		<b>FW741</b>	Generation 3	
	Inner	1988-91	<b>387A-382A</b>	Tapered Roller Bearing	
	Left	1995	<b>FW715</b>	Generation 3	
	Right	1995	<b>FW716</b>	Generation 3	
<b>Rear</b>	1988-91	9.50" Ring Gear	<b>SAR1561TV</b>	Cylindrical Roller Bearing	
	Inner	1988-00	10.50" Ring Gear	<b>387AS-382A</b>	Tapered Roller Bearing
	Outer	1988-00	10.50" Ring Gear	<b>SA38</b>	Tapered Roller Bearing

<b>LLV</b>					
<b>Front</b>	Inner	1987-95	Postal Service	<b>SA06</b>	Tapered Roller Bearing
	Outer	1987-95	Postal Service	<b>SA34</b>	Tapered Roller Bearing
<b>Rear</b>		1987-95	Postal Service	<b>RW923</b>	Cylindrical Roller Bearing

<b>LUMINA APV</b>					
<b>Front</b>		1990-91		<b>RW8245</b>	Generation 3
		1990-91		<b>FW916K</b>	Generation 3
		1992-96		<b>FW987</b>	Generation 3
<b>Rear</b>		1992-96	Rear Drum Brakes	<b>RW878</b>	Generation 3

<b>LUV</b>					
<b>Front</b>	Inner	1975-82	RWD	<b>SA32206A</b>	Tapered Roller Bearing
		1979-82	4WD	<b>SA32008XA</b>	Tapered Roller Bearing
	Outer	1975-82	RWD	<b>SA32304A</b>	Tapered Roller Bearing
		1979-82	4WD	<b>SA32007X</b>	Tapered Roller Bearing
<b>Rear</b>	Outer	1975-82		<b>SA30208A</b>	Tapered Roller Bearing

<b>P10</b>					
<b>Rear</b>		1975-80		<b>SA6408</b>	Cylindrical Roller Bearing

<b>P20</b>					
<b>Front</b>	Inner	1975-86	8600 lb. G.V.W.	<b>SA35</b>	Tapered Roller Bearing
	Outer	1975-86	8600 lb. G.V.W.	<b>15103S-15243</b>	Tapered Roller Bearing
<b>Rear</b>		1981-86	9.50" Ring Gear	<b>SAR1561TV</b>	Cylindrical Roller Bearing
	Inner	1975-89	10.50" Ring Gear	<b>387AS-382A</b>	Tapered Roller Bearing
	Outer	1975-86	10.50" Ring Gear	<b>SA38</b>	Tapered Roller Bearing

# CHEVROLET LIGHT TRUCK, SUV & VAN

POSITION	YEAR	APPLICATION	PART NO.	PART TYPE	NOTES	
<b>P30</b>						
<b>Front</b>	Inner	1975-99 Except (FS3) Option (I Beam Suspension)	SA35	Tapered Roller Bearing		
	Outer	1975-99	15103S-15243	Tapered Roller Bearing		
<b>Rear</b>	Inner	1982-99 10.50" Ring Gear	387AS-382A	Tapered Roller Bearing		
		1997-99 Motor Home	39590-39520	Tapered Roller Bearing		
	Outer	1982-99 10.50" Ring Gear	SA38	Tapered Roller Bearing		
		1997-99 Front Disc Brakes, Rear Disc Brakes	LM506849-810	Tapered Roller Bearing		
<b>R10</b>						
<b>Front</b>	Inner	1987	SA06	Tapered Roller Bearing		
	Outer	1987	SA03	Tapered Roller Bearing		
<b>Rear</b>		1987	SA6408	Cylindrical Roller Bearing		
<b>R30</b>						
<b>Front</b>	Inner	1987-88	SA35	Tapered Roller Bearing		
	Outer	1987-88	15103S-15243	Tapered Roller Bearing		
<b>R1500 SUBURBAN</b>						
<b>Front</b>	Inner	1991	SA05	Tapered Roller Bearing		
	Outer	1991	SA03	Tapered Roller Bearing		
<b>R2500</b>						
<b>Rear</b>		1989 9.50" Ring Gear	SAR1561TV	Cylindrical Roller Bearing		
	Inner	1989 10.50" Ring Gear	387AS-382A	Tapered Roller Bearing		
	Outer	1989 10.50" Ring Gear	SA38	Tapered Roller Bearing		
<b>R3500</b>						
<b>Front</b>	Inner	1989-90	SA35	Tapered Roller Bearing		
	Outer	1989-90	15103S-15243	Tapered Roller Bearing		
<b>Rear</b>	Inner	1991 10.50" Ring Gear	387AS-382A	Tapered Roller Bearing		
	Outer	1991 10.50" Ring Gear	SA38	Tapered Roller Bearing		
<b>S10</b>						
<b>Front</b>		1983-94 4WD, Non-ABS	FW913K	Generation 3		
		1991-96 4WD, 4-Wheel ABS	FW961	Generation 3		
		1997 4WD, 2nd Design	FW9124	Generation 3		
		4WD, 4-Wheel ABS, 1st Design	FW961	Generation 3		
		1998-04 4WD	FW9124	Generation 3		
	Inner	1982-03 RWD	SA06	Tapered Roller Bearing		
		2004 RWD	SA06	Tapered Roller Bearing		
	Outer	1982-04 RWD	SA34	Tapered Roller Bearing		
	<b>Rear</b>		1982-91	SA5707	Cylindrical Roller Bearing	
			1992-94 7.50"-8.50" Ring Gear, C & K Axle Code	SA5707	Cylindrical Roller Bearing	
		1994 Extended Cab Pickup, 8.50" Ring Gear	SA6408	Cylindrical Roller Bearing		
		1995-01 Extended Cab Pickup, Limited Slip Differential, 8.50" Ring Gear	RW967	Cylindrical Roller Bearing		
		Extended Cab Pickup, Non-Limited Slip Differential, 8.50" Ring Gear	SA6408	Cylindrical Roller Bearing		

POSITION	YEAR	APPLICATION	PART NO.	PART TYPE	NOTES
<b>S10</b> Rear	1995-04	Axle Code "C"-MFG in USA, 7.625"-8.50" Ring Gear	SA5707	Cylindrical Roller Bearing	
	2002-04	Extended Cab Pickup, 8.50" Ring Gear	RW967	Cylindrical Roller Bearing	

**S10 BLAZER**

Front	1983-94	4WD, Non-ABS	FW913K	Generation 3	
	1991-94	4WD, 4-Wheel ABS	FW961	Generation 3	
	1995-97	4WD	FW961	Generation 3	
	1997	4WD, 4-Wheel ABS, 1st Design	FW9124	Generation 3	
		4WD, 4-Wheel ABS, 1st Design	FW961	Generation 3	
	1998-05	4WD	FW9124	Generation 3	
Inner	1983-94	RWD	SA06	Tapered Roller Bearing	
Outer	1983-94	RWD	SA34	Tapered Roller Bearing	
Rear	1983-91		SA5707	Cylindrical Roller Bearing	
	1992-94	7.50"-8.50" Ring Gear, C & K Axle Code	SA5707	Cylindrical Roller Bearing	
	1995-05		SA5707	Cylindrical Roller Bearing	

**SILVERADO 1500**

Front	1999-00	4WD	FW736	Generation 3	
		RWD	FW754	Generation 3	
	2001-06	RWD, Except Heavy Duty Brakes, 6 Stud Hub Assembly	FW754	Generation 3	
		4WD, 6 Stud Hub Assembly	FW736	Generation 3	
		4WD, 8 Stud Hub Assembly	FW786	Generation 3	
	2005-06	17" Wheel, Except Spring Special Package, 6 Stud Hub Assembly	FW754	Generation 3	
2007	Classic, 4WD, 6 Stud Hub Assembly	FW736	Generation 3		
	Classic, 4WD, 8 Stud Hub Assembly	FW786	Generation 3		
Rear	1999-00		RW967	Cylindrical Roller Bearing	
	2001-08	8.625" Ring Gear	RW967	Cylindrical Roller Bearing	
	2001-09	9.50" Ring Gear	SAR1561TV	Cylindrical Roller Bearing	
	2009		RW967	Cylindrical Roller Bearing	

**SILVERADO 2500**

Front	1999-04	4WD	FW786	Generation 3	
Rear	1999-04	9.50" Ring Gear	SAR1561TV	Cylindrical Roller Bearing	
	Inner	1999-04	10.50" Ring Gear	387AS-382A	Tapered Roller Bearing
	Outer	1999-04	10.50" Ring Gear	SA38	Tapered Roller Bearing

**SILVERADO 3500**

Front	2001-07	2WD	FW787	Generation 3	
	2001-07	2WD	FW788	Generation 3	
		4WD	FW788	Generation 3	

**SILVERADO 2500 HD**

Front	2001-06	4WD	FW786	Generation 3	
	2007	Classic, 4WD	FW786	Generation 3	
	2008-09	Single Rear Wheels	FW798	Generation 3	

# CHEVROLET LIGHT TRUCK, SUV & VAN

APPLICATIONS

POSITION	YEAR	APPLICATION	PART NO.	PART TYPE	NOTES	
<b>SILVERADO 2500 HD <i>Continued</i></b>						
Rear	2001-09	9.50" Ring Gear	SAR1561TV	Cylindrical Roller Bearing		
	Inner 2001-09	10.50" Ring Gear	387AS-382A	Tapered Roller Bearing		
	Outer 2001-09	10.50" Ring Gear	SA38	Tapered Roller Bearing		
<b>SILVERADO 3500 HD</b>						
Front	2008-09	Dual Rear Wheels	FW799	Generation 3		
		Single Rear Wheels	FW798	Generation 3		
Rear	Inner 2004-09	Single Rear Wheels	387AS-382A	Tapered Roller Bearing		
	Outer 2004-09	Single Rear Wheels	SA38	Tapered Roller Bearing		
<b>SSR</b>						
Front	2003-06		FW9188	Generation 3		
Rear	2003-06		RW967	Cylindrical Roller Bearing		
<b>SUBURBAN 1500</b>						
Front	2000-06	4WD	FW736	Generation 3		
		RWD	FW754	Generation 3		
Rear	2000-09		RW967	Cylindrical Roller Bearing		
<b>SUBURBAN 2500</b>						
Front	2000-07	4WD	FW786	Generation 3		
	2008-09		FW798	Generation 3		
Rear	2000-07		SAR1561TV	Cylindrical Roller Bearing		
	Inner 2008-09		387AS-382A	Tapered Roller Bearing		
	Outer 2008-09		SA38	Tapered Roller Bearing		
<b>TAHOE</b>						
Front	1995-00	4WD, 6 Stud Hub Assembly	FW724	Generation 3		
		2000	Base, LS, LT, 4WD	FW736	Generation 3	
			Base, LS, RWD	FW754	Generation 3	
	2001-06	4WD	FW736	Generation 3		
		RWD	FW754	Generation 3		
		Inner 1995-98	V8, 5.7L, RWD	SA05	Tapered Roller Bearing	
	1995-99	V8, 6.5L, RWD	SA35	Tapered Roller Bearing		
Outer	1995-98	V8, 5.7L, RWD	SA03	Tapered Roller Bearing		
	1995-99	V8, 6.5L, RWD	15103S-15243	Tapered Roller Bearing		
Rear	1995-09		RW967	Cylindrical Roller Bearing		
<b>TRACKER</b>						
Front	2001-04		FW9193	Generation 2		
	Inner 1998-00		FW309	Generation 1		
Rear	1999-04		SA1024	Generation 1		
	Inner 1998		SA1004	Generation 1		



POSITION	YEAR	APPLICATION	PART NO.	PART TYPE	NOTES
<b>TRAILBLAZER</b>					
Front	2002-09		FW9188	Generation 3	
Rear	2002-09		RW967	Cylindrical Roller Bearing	
<b>TRAVERSE</b>					
	2009		FWF112	Generation 3	
<b>UPLANDER</b>					
	2005	AWD	FW9121	Generation 3	
	2006	AWD	FW9236	Generation 3	
Front	2005		FW9121	Generation 3	
	2006-08		FW9236	Generation 3	
Rear	2005	FWD, Except Independent Rear Suspension, w/ Rectangular Flange	RW8237	Generation 3	
		FWD, Independent Rear Suspension, Triangular Shaped Flange	RW8246	Generation 3	
	2006-08	FWD, 4-Wheel ABS	RW8308	Generation 3	
	2006-08	FWD, Non-ABS	RW8309	Generation 3	
<b>V20</b>					
Front	Outer	1987	SA35	Tapered Roller Bearing	
<b>V30</b>					
Front	Inner	1987	387AS-382A	Tapered Roller Bearing	
		1988	387A-382A	Tapered Roller Bearing	
	Outer	1987-88	SA38	Tapered Roller Bearing	
<b>V1500 SUBURBAN</b>					
Front	Outer	1991	SA35	Tapered Roller Bearing	
<b>V3500</b>					
Front	Outer	1989-91	SA38	Tapered Roller Bearing	
Rear	Inner	1991	10.50" Ring Gear	387AS-382A	Tapered Roller Bearing
	Outer	1991	10.50" Ring Gear	SA38	Tapered Roller Bearing
<b>VENTURE</b>					
	2002-04	AWD	FW9121	Generation 3	
Front	1997-00		FW9121	Generation 3	
	2001	4-Wheel ABS	FW9121	Generation 3	
	2002	FWD	FW9121	Generation 3	
	2003-04	FWD, Non-ABS	FW9160	Generation 3	
	2003-05	FWD, 4-Wheel ABS	FW9121	Generation 3	
Rear	1997-04	FWD, Rear Drum Brakes	RW878	Generation 3	
	1998-01	Rear Disc Brakes	RW8237	Generation 3	
	2002-05	FWD, Rear Disc Brakes	RW8237	Generation 3	

## CHEVROLET MEDIUM TRUCK

POSITION	YEAR	APPLICATION	PART NO.	PART TYPE	NOTES
----------	------	-------------	----------	-----------	-------

## CHEVROLET MEDIUM TRUCK

### 40, 50, 60, 70 SERIES, TILTMASER, W-SERIES

Front	Inner	1997-00	9000, 9200, 10,000 & 11,000 lb. G.V.W.	SA35	Tapered Roller Bearing
	Outer	1963-90	F050 & F055 Axles	15103S-15243	Tapered Roller Bearing
		1990-93	8000 lb. Axle	SA32207A	Tapered Roller Bearing
		1997-00	9000, 9200, 10,000, 11,000 lb. & 15,000 lb. G.V.W.	15103S-15243	Tapered Roller Bearing
Rear	Inner	1984-87	Spicer 70 Axle	387AS-382A	Tapered Roller Bearing
	Outer	1984-87	Spicer 70 Axle	SA38	Tapered Roller Bearing

### 4500, 5500, 6500, 7500 SERIES

Front	Inner	1997-00	9000, 9200, 10,000 & 11,000 lb. G.V.W.	SA35	Tapered Roller Bearing
-------	-------	---------	--	------	------------------------

### C40, C50, C60, C70

Rear	Inner	1982-90	H110 & H135 Axles	28682-28622	Tapered Roller Bearing
------	-------	---------	-------------------	-------------	------------------------

### KODIAK

Front	Inner	1997-00	9000, 9200, 10,000 & 11,000 lb. G.V.W.	SA35	Tapered Roller Bearing
	Outer	1963-90	F050 & F055 Axles	15103S-15243	Tapered Roller Bearing
		1990-93	8000 lb. Axle	SA32207A	Tapered Roller Bearing
		1997-00	9000, 9200, 10,000, 11,000 lb. & 15,000 lb. G.V.W.	15103S-15243	Tapered Roller Bearing
Rear	Inner	1984-87	Spicer 70 Axle	387AS-382A	Tapered Roller Bearing
	Outer	1984-87	Spicer 70 Axle	SA38	Tapered Roller Bearing

## CHRYSLER PASSENGER CAR

### 300

Front	2005-09	AWD	FW9225	Generation 3
		RWD	FW9224	Generation 2
Rear	2005-08		RW8301	Generation 3

### 300M

Front	1999-04		FW989	Generation 3
Rear	1999-04		RW829	Generation 2

### CIRRUS

Front	1995-00		FW9138	Generation 3
Rear	1995-97	4-Wheel ABS	RW8133	Generation 2
		Non-ABS	RW8154	Generation 2
		4-Wheel ABS	RW8220	Generation 2

POSITION	YEAR	APPLICATION	PART NO.	PART TYPE	NOTES
----------	------	-------------	----------	-----------	-------

**CONCORDE**

Front	1993-04		FW989	Generation 3	
Rear	1993-04		RW829	Generation 2	

**CONQUEST**

Front	Inner	1987-89	SA06	Tapered Roller Bearing	
	Outer	1987-89	SA02	Tapered Roller Bearing	
Rear	Inner	1987-89	SA6206-RS	Ball Roller Bearing	
	Outer	1987-89	SA6207-RS	Ball Roller Bearing	

**CORDOBA**

Front	Inner	1975-83	SA17	Tapered Roller Bearing	
	Outer	1975-83	SA02	Tapered Roller Bearing	
Rear		1975-82	8.25" & 9.25" Ring Gear	SA6408	Cylindrical Roller Bearing
		1977-82	7.25" Ring Gear	SARWC35YYR	Ball Roller Bearing
		1983		SA6408	Cylindrical Roller Bearing

**CROSSFIRE**

Front	Inner	2004-08	SA17	Tapered Roller Bearing	
	Outer	2004-08	SA12	Tapered Roller Bearing	
Rear		2004-08	RW9130	Generation 1	

**E CLASS**

Front		1983		FW500K	Generation 2
				SAB39	Generation 1
		1983-84	4 Stud Hub Assembly	FW501K	Generation 2
			5 Stud Hub Assembly	FW502K	Generation 2
Rear	Inner	1983-84		SA39	Tapered Roller Bearing
	Outer	1983-84		SA16	Tapered Roller Bearing

**EXECUTIVE LIMO/SEDAN**

Front		1984-85	4 Stud Hub Assembly	FW501K	Generation 2
			5 Stud Hub Assembly	FW502K	Generation 2

**FIFTH AVENUE**

Front	Inner	1983-89	SA17	Tapered Roller Bearing	
	Outer	1983-89	SA02	Tapered Roller Bearing	
Rear		1983-89	SA6408	Cylindrical Roller Bearing	

**IMPERIAL**

Front		1990-93		FW975	Generation 3
	Inner	1981-83		SA17	Tapered Roller Bearing
	Outer	1981-83		SA02	Tapered Roller Bearing
Rear		1981	8.25"-9.25" Ring Gears	SA6408	Cylindrical Roller Bearing
		1981-83	7.25" Ring Gear	SARWC35YYR	Ball Roller Bearing
		1982-83	8.25" Ring Gear	SA6408	Cylindrical Roller Bearing
	Inner	1990-93	FWD	SA39	Tapered Roller Bearing
	Outer	1990-93	FWD	SA16	Tapered Roller Bearing

# CHRYSLER PASSENGER CAR

APPLICATIONS

POSITION	YEAR	APPLICATION	PART NO.	PART TYPE	NOTES	
<b>LASER</b>						
Front	1984-86		SAB42	Generation 1		
		4 Stud Hub Assembly	FW501K	Generation 2		
		5 Stud Hub Assembly	FW502K	Generation 2		
Rear	Inner	1984-86	SA39	Tapered Roller Bearing		
	Outer	1984-86	SA16	Tapered Roller Bearing		
<b>LEBARON</b>						
Front	1982-83		FW500K	Generation 2		
			SAB39	Generation 1		
	1984-88		SAB42	Generation 1		
		4 Stud Hub Assembly	FW501K	Generation 2		
		5 Stud Hub Assembly	FW502K	Generation 2		
	1989-90	14" Wheels	SAB42	Generation 1		
		15" & 16" Wheels	FW975	Generation 3		
	1989-90	Non-turbo, 4 Stud Hub Assembly	FW501K	Generation 2		
		Non-turbo, 5 Stud Hub Assembly	FW502K	Generation 2		
	1991-95		FW975	Generation 3		
	Inner	1977-89	SA17	Tapered Roller Bearing		
	Outer	1977-81	SA02	Tapered Roller Bearing		
	Rear	1977-81	7.25" Ring Gear	SARWC35YYR	Ball Roller Bearing	
			8.25"-9.25" Ring Gears	SA6408	Cylindrical Roller Bearing	
Inner		1982	SA04	Tapered Roller Bearing		
		1983-95	SA39	Tapered Roller Bearing		
Outer		1982	SA02	Tapered Roller Bearing		
		1983-95	SA16	Tapered Roller Bearing		
<b>LHS</b>						
Front	1994-97		FW989	Generation 3		
	1999-01		FW989	Generation 3		
Rear	1994-97		RW829	Generation 2		
	1999-01		RW829	Generation 2		
<b>NEW YORKER</b>						
Front	1983		FW500K	Generation 2		
			SAB39	Generation 1		
	1984-88	4 Stud Hub Assembly	FW501K	Generation 2		
		5 Stud Hub Assembly	FW502K	Generation 2		
	1989-93	FWD	FW975	Generation 3		
	1994-96	FWD	FW989	Generation 3		
	Inner	1979-89	SA17	Tapered Roller Bearing		
	Outer	1979-89	SA02	Tapered Roller Bearing		
	Rear	1973-82	8.25" & 9.25" Ring Gear	SA6408	Cylindrical Roller Bearing	
		1978-82	7.25" Ring Gear	SARWC35YYR	Ball Roller Bearing	
1994-96			RW829	Generation 2		
Inner		1983-90	SA39	Tapered Roller Bearing		
		1991-93	FWD	SA39	Tapered Roller Bearing	
Outer		1983-90	SA16	Tapered Roller Bearing		
	1991-93	FWD	SA16	Tapered Roller Bearing		

POSITION	YEAR	APPLICATION	PART NO.	PART TYPE	NOTES
----------	------	-------------	----------	-----------	-------

**NEWPORT**

Front	Inner	1979-81	SA17	Tapered Roller Bearing	
	Outer	1979-81	SA02	Tapered Roller Bearing	
Rear		1973-81	8.25" & 9.25" Ring Gear	SA6408	Cylindrical Roller Bearing
		1977-81	7.25" Ring Gear	SARWC35YYR	Ball Roller Bearing

**PROWLER**

Front		2001-02	FW9123	Generation 3	
Rear		2001-02	FW989	Generation 3	

**PT CRUISER**

Front		2001	SA0057	Generation 1	
		2002-09	FW958	Generation 1	
Rear		2001	Rear Disc Brakes	RW8168	Generation 2
			Rear Drum Brakes	RW8167	Generation 2
		2002	Rear Drum Brakes, Gear Type Tone Ring	RW8168	Generation 2
			Slotted Type Tone Ring	RW8167	Generation 2
		2003-09		RW8167	Generation 2

**SEBRING**

Front		1995-05	Coupe	FW9157	Generation 3
		1996-06	Convertible, Sedan	FW9138	Generation 3
		2007-09	4-Wheel ABS	FW9263	Generation 3
			Non-ABS	FW9264	Generation 3
Rear		1995-05	Coupe	RW8136	Generation 3
		1996-97	Convertible, 4-Wheel ABS	RW8133	Generation 2
		1996-00	Convertible, Non-ABS	RW8154	Generation 2
		1999-00	Convertible, 4-Wheel ABS	RW8220	Generation 2
		2001-05	Convertible, Sedan	RW8220	Generation 2
		2006		RW8220	Generation 2
		2007-09	4-Wheel ABS	RW8332	Generation 3

**TC MASERATI**

Front		1989-91	4 Stud Hub Assembly	FW501K	Generation 2
			5 Stud Hub Assembly	FW502K	Generation 2

**TOWN & COUNTRY**

Front		1984-88	FWD	SAB42	Generation 1
	Inner	1979-81		SA17	Tapered Roller Bearing
	Outer	1979-81		SA02	Tapered Roller Bearing
Rear		1973-81	8.25" & 9.25" Ring Gear	SA6408	Cylindrical Roller Bearing
		1977-82	7.25" Ring Gear	SARWC35YYR	Ball Roller Bearing
	Inner	1983-88		SA39	Tapered Roller Bearing
	Outer	1983-88		SA16	Tapered Roller Bearing

POSITION	YEAR	APPLICATION	PART NO.	PART TYPE	NOTES
----------	------	-------------	----------	-----------	-------

## CHRYSLER LIGHT TRUCK, SUV & VAN

### ASPEN

Rear	2007-09		SA6410	Cylindrical Roller Bearing	
------	---------	--	--------	----------------------------	--

### PACIFICA

Front	2004-06	FWD	FW9201	Generation 3	
	2007-08		FW9261	Generation 3	
Rear	2004-06		RW8288	Generation 3	
	2007-08		RW8330	Generation 3	

### TOWN & COUNTRY

Front	1990	14" Wheels, 4 Stud Hub Assembly	FW501K	Generation 2		
		14" Wheels, 5 Stud Hub Assembly	FW502K	Generation 2		
		FWD, 14" Wheels	SAB42	Generation 1		
	1990-95	FWD, 15" Wheels	FW974K	Generation 3		
	1991	15" Wheels	FW974K	Generation 3		
	1991-95	FWD, 14" Wheels	FW975	Generation 3		
	1992	AWD, To Jul 6/1992, St. Louis 2 Assembly Plant, 15" Wheels	FW974K	Generation 3		
	1996	FWD, 15" Wheels	FW9123	Generation 3		
	1996-00	FWD, 14" Wheels	FW9122	Generation 3		
	1997-04	FWD, 15" & 16" Wheels	FW9123	Generation 3		
	2005	FWD	FW9123	Generation 3		
	2006-07		FW9123	Generation 3		
	Rear	1992-95	AWD	RW8125	Generation 3	
		1996-00	FWD, 14" Wheels	RW8155	Generation 3	
FWD, 15" Wheels			RW8156	Generation 3		
1996-05		AWD	RW8157	Generation 3		
2001-03		FWD, Non-ABS, Drum Brakes	RW8170	Generation 3		
2001-04		FWD, 4-Wheel ABS, Rear Drum Brakes	RW8169	Generation 3		
2003-04		FWD, Rear Disc Brakes	RW8157	Generation 3		
2004		FWD, Non-ABS, Rear Drum Brakes	RW8170	Generation 3		
2005		FWD, 4-Wheel ABS	RW8169	Generation 3		
		FWD, Non-ABS	RW8170	Generation 3		
2006-07		4-Wheel ABS	RW8169	Generation 3		
		Non-ABS	RW8170	Generation 3		
Inner		1990-95	FWD	SA17	Tapered Roller Bearing	
Outer	1990-95	FWD	SA16	Tapered Roller Bearing		

### VOYAGER

Front	2000	14" Wheels	FW9122	Generation 3	
		15", 16" Wheels	FW9123	Generation 3	
	2001-03		FW9123	Generation 3	
Rear	2000	14" Wheels	RW8155	Generation 3	
		FWD, 15" & 16" Wheels	RW8156	Generation 3	
	2001-03	4-Wheel ABS, Rear Drum Brakes	RW8169	Generation 3	
		Non-ABS, Rear Drum Brakes	RW8170	Generation 3	
		Rear Disc Brakes	RW8157	Generation 3	

POSITION	YEAR	APPLICATION	PART NO.	PART TYPE	NOTES
----------	------	-------------	----------	-----------	-------

**DAEWOO**

**LANOS, NUBIRA**

Front		1999-02		FW9113	Generation 1
Rear	Inner	1999-02		SA15	Tapered Roller Bearing
	Outer	1999-02		SA01	Tapered Roller Bearing

**LEGANZA**

Front		1999-02		SA0052	Generation 1
Rear		1999-02		RW8159	Generation 2

**DAIHATSU**

**CHARADE**

Rear	Inner	1988-92	2-Dr	SA6205-RS	Ball Roller Bearing
	Outer	1988-92		SA6303	Ball Roller Bearing

**ROCKY**

Front	Inner	1990-92		SA32008XA	Tapered Roller Bearing
	Outer	1990-92		SA32007X	Tapered Roller Bearing

**DODGE PASSENGER CAR**

**400**

Front		1982-83		FW500K	Generation 2
				SAB39	Generation 1
Rear	Inner	1982		SA04	Tapered Roller Bearing
		1983		SA39	Tapered Roller Bearing
	Outer	1982		SA02	Tapered Roller Bearing
		1983		SA16	Tapered Roller Bearing

**600**

Front		1983		FW500K	Generation 2
				SAB39	Generation 1
		1983-88	4 Stud Hub Assembly	FW501K	Generation 2
			5 Stud Hub Assembly	FW502K	Generation 2
Rear	Inner	1983-88		SA39	Tapered Roller Bearing
	Outer	1983-88		SA16	Tapered Roller Bearing

**ARIES**

Front		1981-83		FW500K	Generation 2
				SAB39	Generation 1
		1984-89		SAB42	Generation 1

# DODGE PASSENGER CAR

POSITION	YEAR	APPLICATION	PART NO.	PART TYPE	NOTES	
<b>ARIES <i>Continued</i></b>						
<b>Front</b>	1984-89	4 Stud Hub Assembly	FW501K	Generation 2		
		5 Stud Hub Assembly	FW502K	Generation 2		
<b>Rear</b>	Inner	1981-82	SA04	Tapered Roller Bearing		
		1983-89	SA39	Tapered Roller Bearing		
	Outer	1981-82	SA02	Tapered Roller Bearing		
		1983-89	SA16	Tapered Roller Bearing		
<b>ASPEN</b>						
<b>Front</b>	Inner	1977-80	Front Disc Brakes	SA17	Tapered Roller Bearing	
	Outer	1977-80	Front Disc Brakes	SA02	Tapered Roller Bearing	
<b>Rear</b>	1976-80	8.25" Ring Gear	SA6408	Cylindrical Roller Bearing		
	1977-80	7.25" Ring Gear	SARWC35YYR	Ball Roller Bearing		
<b>AVENGER</b>						
<b>Front</b>	1995-00		FW9157	Generation 3		
	2007-09	4-Wheel ABS	FW9263	Generation 3		
		Non-ABS	FW9264	Generation 3		
<b>Rear</b>	1995-00		RW8136	Generation 3		
	2007-09	4-Wheel ABS	RW8332	Generation 3		
<b>CALIBER</b>						
<b>Front</b>	2007-09		SA0090	Generation 1	*	
<b>Rear</b>	2007-09	AWD, 4-Wheel ABS	RW8333	Generation 3		
		FWD, 4-Wheel ABS	RW8332	Generation 3		
<b>CHALLENGER</b>						
<b>Front</b>	2008-09	RWD	FW9224	Generation 2		
	Inner	1978-83	SA06	Tapered Roller Bearing		
	Outer	1978-83	SA02	Tapered Roller Bearing		
<b>Rear</b>	2008-09		RW8301	Generation 3		
<b>CHARGER</b>						
<b>Front</b>	1983-87		FW500K	Generation 2		
			SAB39	Generation 1		
	1984-86	Shelby, 4 Stud Hub Assembly	FW501K	Generation 2		
		Shelby, 5 Stud Hub Assembly	FW502K	Generation 2		
	1984-87	Shelby, FWD	SAB42	Generation 1		
	2006-09	RWD	FW9224	Generation 2		
	2007-09	AWD	FW9225	Generation 3		
	Inner	1983-87	FWD	SA17	Tapered Roller Bearing	
	Outer	1983-87	FWD	SA02	Tapered Roller Bearing	
	<b>Rear</b>	2006-08		RW8301	Generation 3	
Inner		1983-87	FWD	SA39	Tapered Roller Bearing	
Outer		1983-87	FWD	SA16	Tapered Roller Bearing	
<b>COLT</b>						
<b>Front</b>	1979-83	FWD	LM29748-710	Tapered Roller Bearing		
	1984	DL, E, Non-Turbo, FWD	LM29748-710	Tapered Roller Bearing		

**NOTE** \* Refer to part number in Buyers Guide for details.



POSITION	YEAR	APPLICATION	PART NO.	PART TYPE	NOTES
<b>COLT</b>	<b>Front</b>	1984	DL, E, Turbo, FWD	SA41	Tapered Roller Bearing
			Vista	SA41	Tapered Roller Bearing
		1985	DL, FWD	SA41	Tapered Roller Bearing
		1985-88	E, Premier, FWD	SA41	Tapered Roller Bearing
		1985-91	Vista, AWD	FW936	Generation 1
			Vista, FWD	SA41	Tapered Roller Bearing
		1986-88	DL	SA41	Tapered Roller Bearing
		1989	200 LX, E, FWD, Hatchback	SA41	Tapered Roller Bearing
			200 LX, FWD, Sedan	SA41	Tapered Roller Bearing
		1989-90	100 DL, 200 DL, DL Wagon	FW936	Generation 1
			100 E, 100 LX, 200 E, Base, GT, FWD, Hatchback	SA41	Tapered Roller Bearing
			100 E, 100 LX, 200 E, FWD, Sedan	SA41	Tapered Roller Bearing
			FWD, Hatchback	SA41	Tapered Roller Bearing
		1990	GL, FWD, Hatchback	SA41	Tapered Roller Bearing
		1991	100 DL, 100 E, 200 GT, Base, GL FWD	SA41	Tapered Roller Bearing
		1992	100 E, 200 E, 200 GT, Base, GL, SE	SA41	Tapered Roller Bearing
	1992-94	Vista	FW936	Generation 1	
	1993	GL, SE, FWD	SA0016	Generation 1	
	1993-94	Base, FWD	SA0016	Generation 1	
	1994	ES, FWD	SA0016	Generation 1	
	<b>Rear</b>	1985	DL, FWD	RW929	Generation 1
		1985-88	E, Premier, FWD	RW929	Generation 1
		1986-88	DL	RW929	Generation 1
		1989	200 LX, E, FWD, 2-Dr, Rear Disc Brakes	RW400	Generation 1
			200 LX, E, FWD, 2-Dr, Rear Drum Brakes	RW401	Generation 1
			200 LX, E, FWD, 4-Dr, Hatchback	RW929	Generation 1
		1989-90	100 E, 100 LX, 200 E, Base, GT, FWD, 2-Dr, Rear Disc Brakes	RW400	Generation 1
			100 E, 100 LX, 200 E, Base, GT, FWD, 2-Dr, Rear Drum Brakes	RW401	Generation 1
			100 E, 100 LX, 200 E, Base, GT, FWD, 4-Dr, Hatchback	RW929	Generation 1
		1990	GL, FWD, 2-Dr, Rear Disc Brakes	RW400	Generation 1
			GL, FWD, 2-Dr, Rear Drum Brakes	RW401	Generation 1
			GL, FWD, 4-Dr, Hatchback	RW929	Generation 1
1991		100 DL, Rear Drum Brakes	RW401	Generation 1	
		100 E, 200 GT, Base, GL, FWD, Rear Drum Brakes	RW401	Generation 1	
1992		100 E, 200 E, 200 GT, Base, GL, SE, FWD, Rear Drum Brakes	RW401	Generation 1	
		Vista, AWD	SA1013	Generation 1	
		Vista, FWD	RW840	Generation 2	
1993		GL, 4-Wheel ABS	RW833	Generation 2	
		GL, Non-ABS	RW8148	Generation 2	
1993-94		Base, SE, ES, 4-Wheel ABS	RW833	Generation 2	
		Base, SE, Non-ABS	RW8148	Generation 2	
		Vista	RW840	Generation 2	
1994		ES, 4-Wheel ABS	RW833	Generation 2	
		ES, Non-ABS	RW8148	Generation 2	
<b>Inner</b>		1979-84	FWD	SA04	Tapered Roller Bearing
		1985-91	Vista, AWD	SA1014	Generation 1
			Vista, FWD	SA04	Tapered Roller Bearing
		1987-90	FWD, Wagon	SA04	Tapered Roller Bearing
<b>Outer</b>		1979-84	FWD	SA01	Tapered Roller Bearing
		1985-91	Vista, AWD	SA1015	Generation 1
			Vista, FWD	SA01	Tapered Roller Bearing
		1987-90	FWD, Wagon	SA01	Tapered Roller Bearing

**DODGE PASSENGER CAR**

	POSITION	YEAR	APPLICATION	PART NO.	PART TYPE	NOTES
<b>CONQUEST</b>						
<b>Front</b>	Inner	1984-86		SA06	Tapered Roller Bearing	
	Outer	1984-86		SA02	Tapered Roller Bearing	
<b>Rear</b>	Inner	1984-86		SA6206-RS	Ball Roller Bearing	
	Outer	1984-86		SA6207-RS	Ball Roller Bearing	
<b>DAYTONA</b>						
<b>Front</b>		1984-88	4 Stud Hub Assembly	FW501K	Generation 2	
			5 Stud Hub Assembly	FW502K	Generation 2	
		1989	15" & 16" Wheels	FW975	Generation 3	
		1989-90	Rear Drum Brakes, 4 Stud Hub Assembly	FW501K	Generation 2	
			Rear Drum Brakes, 5 Stud Hub Assembly	FW502K	Generation 2	
		1990	Rear Disc Brakes, 15" & 16" Wheels	FW975	Generation 3	
			Rear Drum Brakes, 14" & 15" Wheels	SAB42	Generation 1	
<b>Rear</b>	Inner	1984-89		SA39	Tapered Roller Bearing	
		1990	Rear Drum Brakes, 14" & 15" Wheels	SA39	Tapered Roller Bearing	
	Outer	1984-89		SA16	Tapered Roller Bearing	
		1990	Rear Drum Brakes, 14" & 15" Wheels	SA16	Tapered Roller Bearing	
<b>DIPLOMAT</b>						
<b>Front</b>	Inner	1977-89		SA17	Tapered Roller Bearing	
	Outer	1977-89		SA02	Tapered Roller Bearing	
<b>Rear</b>		1977-82	7.25" Ring Gear	SARWC35YYR	Ball Roller Bearing	
			8.25" & 9.25" Ring Gear	SA6408	Cylindrical Roller Bearing	
		1983-89	7.25" & 8.25" Ring Gear	SA6408	Cylindrical Roller Bearing	
<b>DYNASTY</b>						
<b>Front</b>		1988	4 Stud Hub Assembly	FW501K	Generation 2	
			5 Stud Hub Assembly	FW502K	Generation 2	
		1989-90		FW975	Generation 3	
<b>Rear</b>	Inner	1988-90		SA39	Tapered Roller Bearing	
	Outer	1988-90		SA16	Tapered Roller Bearing	
<b>INTREPID</b>						
<b>Front</b>		1993-04		FW989	Generation 3	
<b>Rear</b>		1993-97	4-Wheel ABS	RW829	Generation 2	
			Non-ABS	RW830	Generation 2	
		1998-04		RW829	Generation 2	
<b>LANCER</b>						
<b>Front</b>		1985-89	4 Stud Hub Assembly	FW501K	Generation 2	
			5 Stud Hub Assembly	FW502K	Generation 2	
		1989		SAB42	Generation 1	
<b>Rear</b>	Inner	1985-89		SA39	Tapered Roller Bearing	
	Outer	1985-89		SA16	Tapered Roller Bearing	
<b>MAGNUM</b>						
<b>Front</b>		2005-08	AWD	FW9225	Generation 3	
			RWD	FW9224	Generation 2	
<b>Rear</b>		2005-08		RW8301	Generation 3	

POSITION	YEAR	APPLICATION	PART NO.	PART TYPE	NOTES
<b>MIRADA</b>					
<b>Front</b>	Inner	1980-83	SA17	Tapered Roller Bearing	
	Outer	1980-83	SA02	Tapered Roller Bearing	
<b>Rear</b>		1980-81	8.25" & 9.25" Ring Gear	SA6408	Cylindrical Roller Bearing
		1980-83	7.25" Ring Gear	SARWC35YYR	Ball Roller Bearing
		1982-83	8.25" Ring Gear	SA6408	Cylindrical Roller Bearing
<b>NEON</b>					
<b>Front</b>		1995-99		SA0032	Generation 1
			4 Stud Hub Assembly	FW5511K	Generation 2
			5 Stud Hub Assembly	FW5512K	Generation 2
		2000-01		SA0057	Generation 1
		2002-05		FW958	Generation 1
<b>Rear</b>		1995	4 Stud Hub Assembly	RW821	Generation 2
			5 Stud Hub Assembly	RW823	Generation 2
		1996-97		RW823	Generation 2
		1998-99		RW813	Generation 2
		2000-05		RW8167	Generation 2
<b>OMNI</b>					
<b>Front</b>		1979-83		FW500K	Generation 2
				SAB39	Generation 1
		1984-86	Base	FW500K	Generation 2
			Base	SAB39	Generation 1
			GLH	SAB42	Generation 1
			GLH, 4 Stud Hub Assembly	FW501K	Generation 2
			GLH, 5 Stud Hub Assembly	FW502K	Generation 2
			SE	FW500K	Generation 2
			SE	SAB39	Generation 1
		1987-90		FW500K	Generation 2
				SAB39	Generation 1
	<b>Rear</b>	Inner	1978-82		SA04
1983-90				SA39	Tapered Roller Bearing
Outer		1978-82		SA02	Tapered Roller Bearing
		1983-90		SA16	Tapered Roller Bearing
<b>SHADOW</b>					
<b>Front</b>		1987-90	4 Stud Hub Assembly	FW501K	Generation 2
			5 Stud Hub Assembly	FW502K	Generation 2
		1989-90		SAB42	Generation 1
<b>Rear</b>	Inner	1987-90		SA39	Tapered Roller Bearing
	Outer	1987-90		SA16	Tapered Roller Bearing
<b>SPIRIT</b>					
<b>Front</b>		1989-90		SAB42	Generation 1
			4 Stud Hub Assembly	FW501K	Generation 2
			5 Stud Hub Assembly	FW502K	Generation 2
<b>Rear</b>	Inner	1989-90		SA39	Tapered Roller Bearing
	Outer	1989-90		SA16	Tapered Roller Bearing

## DODGE PASSENGER CAR

APPLICATIONS

	POSITION	YEAR	APPLICATION	PART NO.	PART TYPE	NOTES
<b>ST. REGIS</b>						
<b>Front</b>	Inner	1979-81		SA17	Tapered Roller Bearing	
	Outer	1979-81		SA02	Tapered Roller Bearing	
<b>Rear</b>		1979-81	7.25" Ring Gear	SARWC35YYR	Ball Roller Bearing	
			8.25" & 9.25" Ring Gear	SA6408	Cylindrical Roller Bearing	
<b>STEALTH</b>						
<b>Front</b>		1991-96	AWD	FW9133	Generation 3	
			FWD	SA0034	Generation 1	
<b>Rear</b>		1991-96	FWD	RW839	Generation 2	
	Inner	1991-96	AWD	SA1014	Generation 1	
	Outer	1991-96	AWD	SA1015	Generation 1	
<b>STRATUS</b>						
<b>Front</b>		1995-00		FW9138	Generation 3	
		2001-05	Coupe	FW9157	Generation 3	
		2001-06	Sedan	FW9138	Generation 3	
<b>Rear</b>		1995-97	4-Wheel ABS	RW8133	Generation 2	
		1995-00	Non-ABS	RW8154	Generation 2	
		1998-00	4-Wheel ABS	RW8220	Generation 2	
		2001-05	Coupe	RW8136	Generation 3	
			Sedan, Non-ABS	RW8154	Generation 2	
		2001-06	Sedan, 4-Wheel ABS	RW8220	Generation 2	
	2006	Non-ABS	RW8154	Generation 2		
<b>VIPER</b>						
<b>Front</b>		1996-09		FW9132	Generation 3	
<b>Rear</b>		1996-09		FW9109	Generation 3	

## DODGE LIGHT TRUCK, SUV & VAN

<b>B100</b>						
<b>Front</b>	Inner	1975-80	3000 & 3300 lb. Axles, 5 Stud Hub Assembly	SA17	Tapered Roller Bearing	
			3800 & 4000 lb. Axles, 8 Stud Hub Assembly	SA35	Tapered Roller Bearing	
		1978-80	3300 & 3600 lb. Axles, 8 Stud Hub Assembly	SA18	Tapered Roller Bearing	
<b>Outer</b>	1975-80		3000 & 3300 lb. Axles, 5 Stud Hub Assembly	SA16	Tapered Roller Bearing	
			3800 & 4000 lb. Axles, 8 Stud Hub Assembly	15101-15245	Tapered Roller Bearing	
			3300 & 3600 lb. Axles, 8 Stud Hub Assembly	SA16	Tapered Roller Bearing	
<b>Rear</b>		1975-80	B200 8.25"-8.375" Ring Gears	SA6408	Cylindrical Roller Bearing	
		1978-80	B100	SA6408	Cylindrical Roller Bearing	

POSITION	YEAR	APPLICATION	PART NO.	PART TYPE	NOTES	
<b>B150, B250</b>						
<b>Front</b>	Inner	1981-83	3000 & 3300 lb. Axles, 5 Stud Hub Assembly	SA17	Tapered Roller Bearing	
			3300 & 3600 lb. Axles, 8 Stud Hub Assembly	SA18	Tapered Roller Bearing	
			3800 & 4000 lb. Axles, 8 Stud Hub Assembly	SA35	Tapered Roller Bearing	
		1984-94	4000 lb. Axle, 8 Stud Hub Assembly	SA35	Tapered Roller Bearing	
			8 Stud Hub w/o 4000 lb. Axle, 5 Stud Hub Assembly	SA18	Tapered Roller Bearing	
			Outer	1981-83	3000 & 3300 lb. Axles, 5 Stud Hub Assembly	SA16
	3300 & 3600 lb. Axles, 8 Stud Hub Assembly	SA16			Tapered Roller Bearing	
	3800 & 4000 lb. Axles, 8 Stud Hub Assembly	15101-15245			Tapered Roller Bearing	
	1984-94	4000 lb. Axle, 8 Stud Hub Assembly		15101-15245	Tapered Roller Bearing	
		8 Stud Hub w/o 4000 lb. Axle, 5 Stud Hub Assembly		SA16	Tapered Roller Bearing	
		<b>Rear</b>		1981-83	B150	SA6408
	B250 8.25"-8.375" Ring Gears		SA6408		Cylindrical Roller Bearing	
1984-85	B150 Except Heavy Duty Axle, 8.25", 8.375", 9.25" Ring Gears		SA6408	Cylindrical Roller Bearing		
1984-93	B250 Except Heavy Duty Axle, 8.25", 8.375", 9.25" Ring Gears		SA6408	Cylindrical Roller Bearing		
1986-94	B150		SA6408	Cylindrical Roller Bearing		
1994	B250 Except Heavy Duty Axle, 8.25"-9.25" Ring Gears		SA6408	Cylindrical Roller Bearing		
<b>B300</b>						
<b>Front</b>	Inner	1975-80	3000 & 3300 lb. Axles, 5 Stud Hub Assembly	SA17	Tapered Roller Bearing	
			3800 & 4000 lb. Axles, 8 Stud Hub Assembly	SA35	Tapered Roller Bearing	
	Outer	1975-80	3000 & 3300 lb. Axles, 5 Stud Hub Assembly	SA16	Tapered Roller Bearing	
			3800 & 4000 lb. Axles, 8 Stud Hub Assembly	15101-15245	Tapered Roller Bearing	
		1978-80	3600 lb. Axle, 8 Stud Hub Assembly	SA16	Tapered Roller Bearing	
			<b>Rear</b>	1975-80	9.25" Ring Gear	SA6408
Spicer 60 & 70 Axles, 12"x2.5" Brake Shoe	SA38	Tapered Roller Bearing				
Inner	1978-80	Spicer 60 & 70 Axles, 9000 lb. G.V.W., 12"x3" Brake Shoe		28682-28622	Tapered Roller Bearing	
Outer	1978-80	Spicer 60 & 70 Axles, 9000 lb. G.V.W., 12"x3" Brake Shoe		SA38	Tapered Roller Bearing	
<b>B350</b>						
<b>Front</b>	Inner	1981-83		3000 & 3300 lb. Axles, 5 Stud Hub Assembly	SA17	Tapered Roller Bearing
			3600 lb. Axle, 8 Stud Hub Assembly	SA18	Tapered Roller Bearing	
			3800 & 4000 lb. Axles, 8 Stud Hub Assembly	SA35	Tapered Roller Bearing	
			1984-94	4000 lb. Axle, 8 Stud Hub Assembly	SA35	Tapered Roller Bearing
	8 Stud Hub w/o 4000 lb. Axle, 5 Stud Hub Assembly	SA18		Tapered Roller Bearing		

# DODGE LIGHT TRUCK, SUV & VAN

APPLICATIONS

POSITION	YEAR	APPLICATION	PART NO.	PART TYPE	NOTES
<b>B350 Continued</b>					
<b>Front</b>	Outer	1981-83	3000 & 3300 lb. Axles, 5 Stud Hub Assembly	SA16	Tapered Roller Bearing
			3600 lb. Axle, 8 Stud Hub Assembly	SA16	Tapered Roller Bearing
			3800 & 4000 lb. Axles, 8 Stud Hub Assembly	15101-15245	Tapered Roller Bearing
		1984-94	4000 lb. Axle, 8 Stud Hub Assembly	15101-15245	Tapered Roller Bearing
		8 Stud Hub w/o 4000 lb. Axle, 5 Stud Hub Assembly	SA16	Tapered Roller Bearing	
<b>Rear</b>	1981-83	9.25" Ring Gear	SA6408	Cylindrical Roller Bearing	
		Spicer 60 & 70 Axles, 12"x2.5" Brake Shoe	SA38	Tapered Roller Bearing	
	1984-94	Except Heavy Duty Axle, 9.25" Ring Gear	SA6408	Cylindrical Roller Bearing	
	Inner	1981-90	Spicer 60 & 70 Axles, 9000 lb. G.V.W., 12"x3" Brake Shoe	28682-28622	Tapered Roller Bearing
		1986-93	Spicer 60 & 70 Axles, Except 9000 lb. G.V.W., 12"x3" Brake Shoe	45291-45220	Tapered Roller Bearing
		1991-93	Spicer 60 & 70 Axles, 9000 lb. G.V.W., 12"x3" Brake Shoe	28682-28622	Tapered Roller Bearing
		1994	Heavy Duty Axle	28682-28622	Tapered Roller Bearing
	Outer	1981-86	Spicer 60 & 70 Axles, 9000 lb. G.V.W., 12"x3" Brake Shoe	SA38	Tapered Roller Bearing
		1987-93	Spicer 60 & 70 Axles, 12"x3" Brake Shoe	SA38	Tapered Roller Bearing
		1994	Heavy Duty Axle	SA38	Tapered Roller Bearing

## B1500, B2500

<b>Front</b>	Inner	1995-97	4000 lb. Axle, 8 Stud Hub Assembly	SA35	Tapered Roller Bearing
		1995-98	8 Stud Hub w/o 4000 lb. Axle, 5 Stud Hub Assembly	SA18	Tapered Roller Bearing
		1998	4000 lb. Axle, 8 Stud Hub Assembly	LM102949-910	Tapered Roller Bearing
	Outer	1995-97	4000 lb. Axle, 8 Stud Hub Assembly	15101-15245	Tapered Roller Bearing
1995-98		8 Stud Hub w/o 4000 lb. Axle, 5 Stud Hub Assembly	SA16	Tapered Roller Bearing	
<b>Rear</b>	1995-98			SA6408	Cylindrical Roller Bearing
		Heavy Duty Axle, 9.25" Ring Gear	SAR1561TV	Cylindrical Roller Bearing	

## B3500

<b>Front</b>	Inner	1995-97	4000 lb. Axle, 8 Stud Hub Assembly	SA35	Tapered Roller Bearing
		1995-98	8 Stud Hub w/o 4000 lb. Axle, 5 Stud Hub Assembly	SA18	Tapered Roller Bearing
		1998	4000 lb. Axle, 8 Stud Hub Assembly	LM102949-910	Tapered Roller Bearing
	Outer	1995-97	4000 lb. Axle, 8 Stud Hub Assembly	15101-15245	Tapered Roller Bearing
1995-98		8 Stud Hub w/o 4000 lb. Axle, 5 Stud Hub Assembly	SA16	Tapered Roller Bearing	
<b>Rear</b>	1995-98	Except Heavy Duty Axle, 9.25" Ring Gear	SA6408	Cylindrical Roller Bearing	
	Inner	1995-98	Heavy Duty Axle	28682-28622	Tapered Roller Bearing
	Outer	1995-98	Heavy Duty Axle	SA38	Tapered Roller Bearing

POSITION	YEAR	APPLICATION	PART NO.	PART TYPE	NOTES	
<b>CARAVAN</b>						
<b>Front</b>	1984-87	4 Stud Hub Assembly	FW501K	Generation 2		
		5 Stud Hub Assembly	FW502K	Generation 2		
		FWD	SAB42	Generation 1		
	1988-90	14" Wheels, 4 Stud Hub Assembly	FW501K	Generation 2		
		14" Wheels, 5 Stud Hub Assembly	FW502K	Generation 2		
		FWD, 14" Wheels	SAB42	Generation 1		
	1989-95	FWD, 15" Wheels	FW974K	Generation 3		
	1991	15" Wheels	FW974K	Generation 3		
	1991-95	FWD, 14" Wheels	FW975	Generation 3		
	1996-00	FWD, 14" Wheels	FW9122	Generation 3		
	1996-04	FWD, 15" & 16" Wheels	FW9123	Generation 3		
	2005	FWD	FW9123	Generation 3		
	2006-07		FW9123	Generation 3		
	<b>Rear</b>	1991-95	AWD	RW8125	Generation 3	
		1996	FWD, 15" Wheels	RW8156	Generation 3	
1996-00		FWD, 14" Wheels	RW8155	Generation 3		
1996-05		AWD	RW8157	Generation 3		
1997-00		FWD, 15" & 16" Wheels	RW8156	Generation 3		
2001-05		FWD, 4-Wheel ABS	RW8169	Generation 3		
		FWD, Non-ABS	RW8170	Generation 3		
2005		FWD, Rear Disc Brakes	RW8157	Generation 3		
2006-07		4-Wheel ABS	RW8169	Generation 3		
		Non-ABS	RW8170	Generation 3		
Inner		1984-95	FWD	SA17	Tapered Roller Bearing	
Outer		1984-95	FWD	SA16	Tapered Roller Bearing	
<b>D50</b>						
<b>Front</b>	1982	4WD	LM102949-910	Tapered Roller Bearing		
	Inner	1979-82	RWD	SA05	Tapered Roller Bearing	
	Outer	1979-82	RWD	SA03	Tapered Roller Bearing	
<b>Rear</b>	Inner	1979-82	SA30208A	Tapered Roller Bearing		
<b>D100</b>						
<b>Front</b>	Inner	1986-89	SA18	Tapered Roller Bearing		
	Outer	1986-89	SA16	Tapered Roller Bearing		
<b>Rear</b>	1986-89	Heavy Duty Axle, 9.25" Ring Gear	SAR1561TV	Cylindrical Roller Bearing		
<b>D150</b>						
<b>Front</b>	Inner	1978-83	3300 lb. Axle	SA17	Tapered Roller Bearing	
			3600 lb. Axle Weight	SA18	Tapered Roller Bearing	
		1984-90		SA18	Tapered Roller Bearing	
	Outer	1978-83	3300 & 3600 lb. Axles	SA16	Tapered Roller Bearing	
		1984-90		SA16	Tapered Roller Bearing	
<b>Rear</b>	1977-83		SA6408	Cylindrical Roller Bearing		
	1984-85	Spicer 70 Axle, 12"x2.5" Brake Shoe	SA38	Tapered Roller Bearing		
	1984-90	Spicer 60 Axle, 12"x3" Brake Shoe	SA38	Tapered Roller Bearing		
	1984-93	Except Heavy Duty Axle, 8.25", 8.375", 9.25" Ring Gears	SA6408	Cylindrical Roller Bearing		
		Heavy Duty Axle, 9.25" Ring Gear	SAR1561TV	Cylindrical Roller Bearing		
	1986-90	Spicer 60 Axle, 12"x2.5" Brake Shoe	SA38	Tapered Roller Bearing		
Inner	1984-85	Spicer 70 Axle, 12"x3" Brake Shoe	45291-45220	Tapered Roller Bearing		

# DODGE LIGHT TRUCK, SUV & VAN

	POSITION	YEAR	APPLICATION	PART NO.	PART TYPE	NOTES
<b>D150 Continued</b>						
	<b>Rear</b>	1986-90	Spicer 60 Axle, 9000 lb. G.V.W., 12"x3" Brake Shoe	<b>28682-28622</b>	Tapered Roller Bearing	
			Spicer 60 Axle, Except 9000 lb. G.V.W., 12"x3" Brake Shoe	<b>45291-45220</b>	Tapered Roller Bearing	
	<b>Outer</b>	1984-85	Spicer 70 Axle, 12"x3" Brake Shoe	<b>SA38</b>	Tapered Roller Bearing	
<b>D200</b>						
	<b>Front</b>	Inner	1975-80 3300 lb. Axle, 5 Stud Hub Assembly	<b>SA17</b>	Tapered Roller Bearing	
			1978-80 3300 & 3600 lb. Axles, 8 Stud Hub Assembly	<b>SA18</b>	Tapered Roller Bearing	
		Outer	1975-80 3300 lb. Axle, 5 Stud Hub Assembly	<b>SA16</b>	Tapered Roller Bearing	
			1978-80 3300 & 3600 lb. Axles, 8 Stud Hub Assembly	<b>SA16</b>	Tapered Roller Bearing	
	<b>Rear</b>		1975-80 Spicer 60 Axle, 12"x2.5" Brake Shoe	<b>SA38</b>	Tapered Roller Bearing	
		Inner	1975-80 Spicer 70 Axle, 12"x3" Brake Shoe	<b>45291-45220</b>	Tapered Roller Bearing	
			1978-80 Spicer 60 Axle, Except 9000lb GVW, 12"x3" Brake Shoe	<b>45291-45220</b>	Tapered Roller Bearing	
		Outer	1975-80 Spicer 70 Axle, 12"x3" Brake Shoe	<b>SA38</b>	Tapered Roller Bearing	
			1978-80 Spicer 60 Axle, Except 9000lb GVW, 12"x3" Brake Shoe	<b>SA38</b>	Tapered Roller Bearing	
<b>D250</b>						
	<b>Front</b>	Inner	1981-83 3300 & 3600 lb. Axles, 8 Stud Hub Assembly	<b>SA18</b>	Tapered Roller Bearing	
			1981-83 3300 lb. Axle, 5 Stud Hub Assembly	<b>SA17</b>	Tapered Roller Bearing	
			1982-83 4,400 lb. Axle	<b>SA35</b>	Tapered Roller Bearing	
			1984-92 3600 & 4000 lb. Axles, 8 Stud Hub Assembly	<b>SA35</b>	Tapered Roller Bearing	
			1984-93 5 Stud Hub Assembly	<b>SA18</b>	Tapered Roller Bearing	
			1993 4000 lb. Axle, 8 Stud Hub Assembly	<b>SA35</b>	Tapered Roller Bearing	
		Outer	1981-83 3300 & 3600 lb. Axles, 8 Stud Hub Assembly	<b>SA16</b>	Tapered Roller Bearing	
			1981-83 3300 lb. Axle, 5 Stud Hub Assembly	<b>SA16</b>	Tapered Roller Bearing	
			1982-83 4400 lb. Axle	<b>15101-15245</b>	Tapered Roller Bearing	
			1984-92 3600 & 4000 lb. Axles, 8 Stud Hub Assembly	<b>15101-15245</b>	Tapered Roller Bearing	
			1984-93 5 Stud Hub Assembly	<b>SA16</b>	Tapered Roller Bearing	
			1993 4000 lb. Axle, 8 Stud Hub Assembly	<b>15101-15245</b>	Tapered Roller Bearing	
	<b>Rear</b>		1981-93 Spicer 60 Axle, 12"x2.5" Brake Shoe	<b>SA38</b>	Tapered Roller Bearing	
			1984-93 9.25" Ring Gear	<b>SA6408</b>	Cylindrical Roller Bearing	
			1984-93 Spicer 70 Axle, 12"x2.5" Brake Shoe	<b>SA38</b>	Tapered Roller Bearing	
		Inner	1981-85 Spicer 70 Axle, 12"x3" Brake Shoe	<b>45291-45220</b>	Tapered Roller Bearing	
			1981-93 Spicer 60 Axle, Except 9000 lb. G.V.W., 12"x3" Brake Shoe	<b>45291-45220</b>	Tapered Roller Bearing	
			1984-90 Spicer 60 Axle, 9000 lb. G.V.W., 12"x3" Brake Shoe	<b>28682-28622</b>	Tapered Roller Bearing	
			1991-93 13"x2.5" Brake Shoe	<b>28682-28622</b>	Tapered Roller Bearing	
		Outer	1981-83 Spicer 60 Axle, Except 9000 lb. G.V.W., 12"x3" Brake Shoe	<b>SA38</b>	Tapered Roller Bearing	
			1981-85 Spicer 70 Axle, 12"x3" Brake Shoe	<b>SA38</b>	Tapered Roller Bearing	
			1984-93 Spicer 60 Axle, 12"x3" Brake Shoe	<b>SA38</b>	Tapered Roller Bearing	



POSITION	YEAR	APPLICATION	PART NO.	PART TYPE	NOTES
<b>D300</b>					
<b>Front</b>	Outer	1975-80	Motor Home Chassis	15101-15245	Tapered Roller Bearing
<b>Rear</b>		1975-80	9.25" Ring Gear	SA6408	Cylindrical Roller Bearing
		1977-80	Spicer 60 & 70 Axles, 12"x2.5" Brake Shoe	SA38	Tapered Roller Bearing
	Inner	1978-80	Except 9000lb GVW, Spicer 60 & 70 Axles, 12"x3" Brake Shoe	45291-45220	Tapered Roller Bearing
			Spicer 60 & 70 Axles, 9000 lb. G.V.W., 12"x3" Brake Shoe	28682-28622	Tapered Roller Bearing
	Outer	1978-80	Spicer 60 & 70 Axles, 12"x3" Brake Shoe	SA38	Tapered Roller Bearing

<b>D350</b>					
<b>Front</b>	Inner	1982-83	3300 & 3600 lb. Axles	SA35	Tapered Roller Bearing
		1984-93	5 Stud Hub Assembly	SA18	Tapered Roller Bearing
			8 Stud Hub Assembly	SA35	Tapered Roller Bearing
	Outer	1981	Motor Home Chassis	15101-15245	Tapered Roller Bearing
		1982-83	3300 & 3600 lb. Axles	15101-15245	Tapered Roller Bearing
		1982-84	Spicer 44 Axle	SA35	Tapered Roller Bearing
		1984-93	5 Stud Hub Assembly	SA16	Tapered Roller Bearing
			8 Stud Hub Assembly	15101-15245	Tapered Roller Bearing
		1985-93	Spicer 44 Axle, 3500 lb. Axle	SA35	Tapered Roller Bearing
		<b>Rear</b>	1981-93	9.25" Ring Gear	SA6408
Spicer 60 & 70 Axles, 12"x2.5" Brake Shoe	SA38			Tapered Roller Bearing	
Inner	1981-93		Spicer 60 & 70 Axles, 9000 lb. G.V.W., 12"x3" Brake Shoe	28682-28622	Tapered Roller Bearing
			Spicer 60 & 70 Axles, Except 9000 lb. G.V.W., 12"x3" Brake Shoe	45291-45220	Tapered Roller Bearing
Outer	1981-93		Spicer 60 & 70 Axles, 12"x3" Brake Shoe	SA38	Tapered Roller Bearing

<b>DAKOTA</b>						
<b>Front</b>		1987-90	4WD	FW982	Generation 3	
		1991-96	4WD	FW9109	Generation 3	
		1993-96	4WD, Chrysler Axle, 7.25" Ring Gear	SA5707	Cylindrical Roller Bearing	
		1997-99	4WD, Spicer 35-SLA Axle, 7.59" Ring Gear	SA5707	Cylindrical Roller Bearing	
		1997-04	4WD, Non-ABS	FW707	Generation 3	
			RWD, 2-Wheel ABS	FW732	Generation 2	
			RWD, 4-Wheel ABS	FW733	Generation 2	
		2005-09	2-Wheel ABS	FW9228	Generation 3	
			4-Wheel ABS	FW9229	Generation 3	
	Inner	1987-96	RWD	SA18	Tapered Roller Bearing	
	Outer	1987-96	RWD	SA16	Tapered Roller Bearing	
	Left	1997-04	4WD, 4-Wheel ABS	FW708	Generation 3	
	Right	1997-04	4WD, 4-Wheel ABS	FW709	Generation 3	
	<b>Rear</b>		1987-09		SA6408	Cylindrical Roller Bearing

<b>DURANGO</b>						
<b>Front</b>		1998-99	4WD, Spicer 35-SLA Axle, 7.59" Ring Gear	SA5707	Cylindrical Roller Bearing	
		1998-03	4WD, 2-Wheel ABS	FW707	Generation 3	
			RWD, 2-Wheel ABS	FW732	Generation 2	
			RWD, 4-Wheel ABS	FW733	Generation 2	
		2004-05		FW9207	Generation 3	
	Left	1998-03	4WD, 4-Wheel ABS	FW708	Generation 3	
	Right	1998-03	4WD, 4-Wheel ABS	FW709	Generation 3	
	<b>Rear</b>		1998-03		SA6408	Cylindrical Roller Bearing
			2004-09		SA6410	Cylindrical Roller Bearing

# DODGE LIGHT TRUCK, SUV & VAN

POSITION	YEAR	APPLICATION	PART NO.	PART TYPE	NOTES	
<b>GRAND CARAVAN</b>						
<b>Front</b>	1988-90	14" Wheels, 4 Stud Hub Assembly	FW501K	Generation 2		
		14" Wheels, 5 Stud Hub Assembly	FW502K	Generation 2		
		FWD, 14" Wheels	SAB42	Generation 1		
	1989-95	FWD, 15" Wheels	FW974K	Generation 3		
	1991-95	FWD, 14" Wheels	FW975	Generation 3		
	1996-00	FWD, 14" Wheels	FW9122	Generation 3		
	1996-04	FWD, 15" & 16" Wheels	FW9123	Generation 3		
	2005-07	FWD	FW9123	Generation 3		
	<b>Rear</b>	1991-95	AWD	RW8125	Generation 3	
		1996	FWD, 15" Wheels	RW8156	Generation 3	
1996-00		FWD, 14" Wheels	RW8155	Generation 3		
1996-05		AWD	RW8157	Generation 3		
1997-00		FWD, 15" & 16" Wheels	RW8156	Generation 3		
2001-05		FWD, 4-Wheel ABS	RW8169	Generation 3		
		FWD, Non-ABS	RW8170	Generation 3		
2005		FWD, Rear Disc Brakes	RW8157	Generation 3		
2006-07		4-Wheel ABS	RW8169	Generation 3		
		Non-ABS	RW8170	Generation 3		
Inner	1988-95	FWD	SA17	Tapered Roller Bearing		
Outer	1988-95	FWD	SA16	Tapered Roller Bearing		

## JOURNEY

<b>Front</b>	2009		FWF110	Generation 3	
--------------	------	--	--------	--------------	--

## MINI RAM

<b>Front</b>	1984-87	14" Wheels, 4 Stud Hub Assembly	FW501K	Generation 2	
		14" Wheels, 5 Stud Hub Assembly	FW502K	Generation 2	
		FWD	SAB42	Generation 1	
	1988	FWD, 14" Wheels	SAB42	Generation 1	
<b>Rear</b>	Inner	1984-88	FWD	SA17	Tapered Roller Bearing
	Outer	1984-88	FWD	SA16	Tapered Roller Bearing

## NITRO

<b>Front</b>	Rear	2007-09		SA6408	Cylindrical Roller Bearing
	Left	2007-09	4-Wheel ABS	FW9176	Generation 3
	Right	2007-09	4-Wheel ABS	FW9177	Generation 3

## P-350

<b>Front</b>	Inner	1982-83	3300 & 3600 lb. Axles	SA35	Tapered Roller Bearing	
		1984-90	5 Stud Hub Assembly	SA18	Tapered Roller Bearing	
			8 Stud Hub Assembly	SA35	Tapered Roller Bearing	
	Outer	1974-81	Motor Home Chassis	15101-15245	Tapered Roller Bearing	
		1982-83	3300 & 3600 lb. Axles	15101-15245	Tapered Roller Bearing	
		1984-90	5 Stud Hub Assembly	SA16	Tapered Roller Bearing	
8 Stud Hub Assembly	15101-15245		Tapered Roller Bearing			
<b>Rear</b>		1977-90	Spicer 60 & 70 Axles w/12"x2.5" Brakes	SA38	Tapered Roller Bearing	
	Inner	1978-90	Spicer 60 & 70 Axles w/12"x3" Brakes Except 9000 lb. G.V.W.	45291-45220	Tapered Roller Bearing	
	Outer	1978-90	Spicer 60 & 70 Axles w/12"x3" Brakes	SA38	Tapered Roller Bearing	

POSITION	YEAR	APPLICATION	PART NO.	PART TYPE	NOTES
----------	------	-------------	----------	-----------	-------

**POWER RAM 50**

Front	1983-86		LM102949-910	Tapered Roller Bearing	
Rear	Inner	1983-86	SA30208A	Tapered Roller Bearing	

**RAIDER**

Front	1987-89		LM102949-910	Tapered Roller Bearing	
Rear	Inner	1987-89	SA30208A	Tapered Roller Bearing	

**RAM 50**

Front	1983-93	4WD	LM102949-910	Tapered Roller Bearing	
	Inner	1983-93	RWD	SA05	Tapered Roller Bearing
	Outer	1983-93	RWD	SA03	Tapered Roller Bearing
Rear	Inner	1983-93	SA30208A	Tapered Roller Bearing	

**RAM 1500**

Front	1994-97	4WD	FW706	Generation 3		
	1998-99	4WD, Non-ABS	FW706	Generation 3		
	2000-01	4WD, 2-Wheel ABS	FW738	Generation 3		
		4WD, 4-Wheel ABS	FW739	Generation 3		
	2000-02	2WD	FW784	Generation 3		
	2002-05	2-Wheel ABS	FW772	Generation 3		
		4-Wheel ABS	FW773	Generation 3		
	2006-08	2-Wheel ABS, Except Mega Cab	FW772	Generation 3		
		4WD, Mega Cab	FW7101	Generation 3		
		4WD, Mega Cab	FWF108	Generation 3		
		4-Wheel ABS, Except Mega Cab	FW773	Generation 3		
	Inner	1994-99		SA05	Tapered Roller Bearing	
		1999-03		SA18	Tapered Roller Bearing	
Outer	1994-99		SA03	Tapered Roller Bearing		
	1999-03		SA16	Tapered Roller Bearing		
Left	1997-99	4WD, 4-Wheel ABS	FW749	Generation 3		
Right		4WD, 4-Wheel ABS	FW723	Generation 3		
Rear	1994-01	Except Heavy Duty Axle, 9.25" Ring Gear	SA6408	Cylindrical Roller Bearing		
		Heavy Duty Axle, 9.25" Ring Gear	SAR1561TV	Cylindrical Roller Bearing		
	1999-03		SA6408	Cylindrical Roller Bearing		
	2002-06		SA6408	Cylindrical Roller Bearing		
	2007-08	9.25" Ring Gear	SA6410	Cylindrical Roller Bearing		
		with Dana 60 Rear Axle	SAR1561TV	Cylindrical Roller Bearing		
	2009		SA6410	Cylindrical Roller Bearing		
	Inner	1999-03	Heavy Duty Axle	28682-28622	Tapered Roller Bearing	

**RAM 2500**

Front	1994-97	4WD, 2-Wheel ABS, G.V.W. 7500 lbs.	FW711	Generation 3	
	1994-99	4WD, 2-Wheel ABS, G.V.W. 8800 lbs.	FW712	Generation 3	
	2000-01	4WD, 2-Wheel ABS	FW762	Generation 3	
	2000-02	4WD, 4-Wheel ABS	FW763	Generation 3	
	2003-05	4WD	FW761	Generation 3	
	2003-08	2WD	FW789	Generation 3	
	2006-08	4WD	FW7101	Generation 3	
		4WD	FWF108	Generation 3	

# DODGE LIGHT TRUCK, SUV & VAN

	POSITION	YEAR	APPLICATION	PART NO.	PART TYPE	NOTES	
<b>RAM 2500 Continued</b>							
<b>Front</b>	Inner	1994-99	RWD	SA35	Tapered Roller Bearing		
		1999-03		SA18	Tapered Roller Bearing		
	Outer	1994-99	RWD	15101-15245	Tapered Roller Bearing		
		1999-03		SA16	Tapered Roller Bearing		
	Left	1998-99	4WD, 4-Wheel ABS, Single Rear Wheels	FW734	Generation 3		
	Right	1998-99	4WD, 4-Wheel ABS, Single Rear Wheels	FW735	Generation 3		
	<b>Rear</b>		1994-02	Except Heavy Duty Axle, 9.25" Ring Gear	SA6408	Cylindrical Roller Bearing	
				Heavy Duty Axle, 9.25" Ring Gear	SAR1561TV	Cylindrical Roller Bearing	
			1999-03	Except Heavy Duty Axle, 8.25"-9.25" Ring Gears	SA6408	Cylindrical Roller Bearing	
				Heavy Duty Axle, 9.25" Ring Gear	SAR1561TV	Cylindrical Roller Bearing	
Inner		1994-02	Spicer 60 Axle, Spicer 70U Axle, 13"x3.5" Brake Shoe	28682-28622	Tapered Roller Bearing		
			Spicer 80 Axle, 13"x3.5" Brake Shoe	39585-39520	Tapered Roller Bearing		
		1999-03	Heavy Duty Axle	28682-28622	Tapered Roller Bearing		
Outer		1994-02	Spicer 60 Axle, Spicer 70U Axle, 13"x3.5" Brake Shoe	SA38	Tapered Roller Bearing		
			Spicer 80 Axle, 13"x3.5" Brake Shoe	LM506849-810	Tapered Roller Bearing		
		2003-09		SA38	Tapered Roller Bearing		
<b>RAM 3500</b>							
<b>Front</b>		1994-99	4WD, 2-Wheel ABS, DRW	FW770	Generation 3		
		2000-02	4WD	FW763	Generation 3		
		2003-05	4WD	FW761	Generation 3		
		2003-08	2WD	FW789	Generation 3		
		2006-08	4WD	FW7101	Generation 3		
			4WD	FWF108	Generation 3		
	Inner	1994-99	RWD	SA35	Tapered Roller Bearing		
		1999-03		LM102949-910	Tapered Roller Bearing		
	Outer	1994-99	RWD	15101-15245	Tapered Roller Bearing		
		1999-03		SA06	Tapered Roller Bearing		
Left	1994-99	4WD, 4-Wheel ABS, DRW	FW768	Generation 3			
Right		4WD, 4-Wheel ABS, DRW	FW769	Generation 3			
<b>Rear</b>		1999-03	Except Heavy Duty Axle, 9.25" Ring Gear	SA6408	Cylindrical Roller Bearing		
			Heavy Duty Axle, 9.25" Ring Gear	SAR1561TV	Cylindrical Roller Bearing		
	Inner	1994-02		45291-45220	Tapered Roller Bearing		
			1999-03	Heavy Duty Axle	28682-28622	Tapered Roller Bearing	
			Spicer 60 Axle, 12"x2.5" Brake Shoe	SA38	Tapered Roller Bearing		
			Spicer 60 Axle, 12"x3" Brake Shoe	28682-28622	Tapered Roller Bearing		
		2002-09	Dual Rear Wheels	39585-39520	Tapered Roller Bearing		
		2003-09	Single Rear Wheels	28682-28622	Tapered Roller Bearing		
	Outer	1994-01		SA38	Tapered Roller Bearing		
		1999-03	Spicer 60 Axle, 12"x2.5" Brake Shoe	SA38	Tapered Roller Bearing		
Spicer 60 Axle, 12"x3" Brake Shoe			SA38	Tapered Roller Bearing			
2002-09		Dual Rear Wheels	SA38	Tapered Roller Bearing			
		Single Rear Wheels	SA38	Tapered Roller Bearing			
<b>RAMCHARGER</b>							
<b>Front</b>	Inner	1978-83	RWD, 3300 lb. Axle	SA17	Tapered Roller Bearing		
			RWD, 3600 lb. Axle	SA18	Tapered Roller Bearing		
		1984-90	RWD	SA18	Tapered Roller Bearing		
	Outer	1978-83	RWD, 3300 lb. & 3600 lb. Axle	SA16	Tapered Roller Bearing		
			RWD	SA16	Tapered Roller Bearing		
		1984-93	4WD	SA35	Tapered Roller Bearing		

POSITION	YEAR	APPLICATION	PART NO.	PART TYPE	NOTES
----------	------	-------------	----------	-----------	-------

**RAMCHARGER**

Rear	1978-83		SA6408	Cylindrical Roller Bearing	
	1984-93	Except Heavy Duty Axle, 8.25"-9.25" Ring Gears	SA6408	Cylindrical Roller Bearing	
		Heavy Duty Axle, 9.25" Ring Gear	SAR1561TV	Cylindrical Roller Bearing	

**RAMPAGE**

Front	1982-84		FW500K	Generation 2	
			SAB39	Generation 1	
Rear	Inner	1982	SA04	Tapered Roller Bearing	
		1983-84	SA39	Tapered Roller Bearing	
	Outer	1982	SA02	Tapered Roller Bearing	
		1983-84	SA16	Tapered Roller Bearing	

**SPRINTER 2500, SPRINTER 3500**

Front	Inner	2003-05	SA35	Tapered Roller Bearing	
	Outer	2003-06	SA33205	Tapered Roller Bearing	
Rear		2003-05	Single Rear Wheels	RW410	Generation 1
	Inner	2003-05	Dual Rear Wheels	SA32011X	Tapered Roller Bearing
	Outer	2003-05	Dual Rear Wheels	SA32210A	Tapered Roller Bearing

**W100**

Front	Outer	1986-89	SA35	Tapered Roller Bearing	
Rear		1986-89	Except Heavy Duty Axle, 8.25", 8.375", 9.25" Ring Gears	SA6408	Cylindrical Roller Bearing
			Heavy Duty Axle, 9.25" Ring Gear	SAR1561TV	Cylindrical Roller Bearing

**W150**

Front	Outer	1978-83	Spicer 44 Axle w/Locking Hub	SA35	Tapered Roller Bearing
		1984-93		SA35	Tapered Roller Bearing
Rear		1978-83		SA6408	Cylindrical Roller Bearing
		1984-93	Except Heavy Duty Axle, 8.25", 8.375", 9.25" Ring Gears	SA6408	Cylindrical Roller Bearing
			Heavy Duty Axle, 9.25" Ring Gear	SAR1561TV	Cylindrical Roller Bearing

**W200**

Front	Inner	1978-80	Spicer 60 4500 lb. Axle	387A-382A	Tapered Roller Bearing
	Outer	1978-80	Spicer 44 Axle w/Locking Hub	SA35	Tapered Roller Bearing
			Spicer 60 Axle w/4500 lb. Axle	SA38	Tapered Roller Bearing
Rear		1975-80	9.25" Ring Gear	SA6408	Cylindrical Roller Bearing
			Spicer 60 Axle, 12"x2.5" Brake Shoe	SA38	Tapered Roller Bearing
	Inner	1975-80	Spicer 70 Axle, 12"x3" Brake Shoe	45291-45220	Tapered Roller Bearing
		1978-80	Spicer 60 Axle, Except 9000lb GVW, 12"x3" Brake Shoe	45291-45220	Tapered Roller Bearing
	Outer	1975-80	Spicer 70 Axle, 12"x3" Brake Shoe	SA38	Tapered Roller Bearing
		1978-80	Spicer 60 Axle, Except 9000lb GVW, 12"x3" Brake Shoe	SA38	Tapered Roller Bearing

# DODGE LIGHT TRUCK, SUV & VAN

APPLICATIONS

	POSITION	YEAR	APPLICATION	PART NO.	PART TYPE	NOTES
<b>W250</b>						
<b>Front</b>	Inner	1981-93	Spicer 60 Axle, 4500 lb. Axle	<b>387A-382A</b>	Tapered Roller Bearing	
	Outer	1981-83	Spicer 44 Axle w/Locking Hub	<b>SA35</b>	Tapered Roller Bearing	
			Spicer 60 Axle, 4500 lb. Axle	<b>SA38</b>	Tapered Roller Bearing	
		1982-83	4400 lb. Axle	<b>15101-15245</b>	Tapered Roller Bearing	
		1984-92	3600 & 4000 lb. Axles, 8 Stud Hub Assembly	<b>15101-15245</b>	Tapered Roller Bearing	
		1984-93	Spicer 44 Axle, 3500 lb. Axle	<b>SA35</b>	Tapered Roller Bearing	
		1993	4000 lb. Axle, 8 Stud Hub Assembly	<b>15101-15245</b>	Tapered Roller Bearing	
<b>Rear</b>		1981-83	9.25" Ring Gear	<b>SA6408</b>	Cylindrical Roller Bearing	
		1981-83	Spicer 60 Axle, 12"x2.5" Brake Shoe	<b>SA38</b>	Tapered Roller Bearing	
		1984-93	Except Heavy Duty Axle, 9.25" Ring Gear	<b>SA6408</b>	Cylindrical Roller Bearing	
			Spicer 60 & 70 Axles, 12"x2.5" Brake Shoe	<b>SA38</b>	Tapered Roller Bearing	
	Inner	1981-85	Spicer 70 Axle, 12"x3" Brake Shoe	<b>45291-45220</b>	Tapered Roller Bearing	
		1981-93	Spicer 60 Axle, Except 9000lb GVW, 12"x3" Brake Shoe	<b>45291-45220</b>	Tapered Roller Bearing	
		1984-90	Spicer 60 Axle, 9000 lb. G.V.W., 12"x3" Brake Shoe	<b>28682-28622</b>	Tapered Roller Bearing	
	Outer	1981-83	Spicer 60 Axle, Except 9000lb GVW, 12"x3" Brake Shoe	<b>SA38</b>	Tapered Roller Bearing	
		1981-85	Spicer 70 Axle, 12"x3" Brake Shoe	<b>SA38</b>	Tapered Roller Bearing	
		1984-93	Spicer 60 Axle, 12"x3" Brake Shoe	<b>SA38</b>	Tapered Roller Bearing	

## W300

<b>Front</b>	Inner	1975-80	Spicer 60 Axle, 4500 lb. Axle	<b>387A-382A</b>	Tapered Roller Bearing	
	Outer	1975-80	Motor Home Chassis	<b>15101-15245</b>	Tapered Roller Bearing	
			Spicer 60 Axle, 4500 lb. Axle	<b>SA38</b>	Tapered Roller Bearing	
<b>Rear</b>		1975-80	9.25" Ring Gear	<b>SA6408</b>	Cylindrical Roller Bearing	
		1977-80	Spicer 60 & 70 Axles, 12"x2.5" Brake Shoe	<b>SA38</b>	Tapered Roller Bearing	
	Inner	1978-80	Spicer 60 & 70 Axles, Except 9000 lb. G.V.W., 12"x3" Brake Shoe	<b>45291-45220</b>	Tapered Roller Bearing	
Outer	1978-80	Spicer 60 & 70 Axles, 12"x3" Brake Shoe	<b>SA38</b>	Tapered Roller Bearing		

## W350

<b>Front</b>	Inner	1981-93	Spicer 60 Axle, 4500 lb. Axle	<b>387A-382A</b>	Tapered Roller Bearing	
	Outer	1981	Motor Home Chassis	<b>15101-15245</b>	Tapered Roller Bearing	
		1981-93	Spicer 60 Axle, 4500 lb. Axle	<b>SA38</b>	Tapered Roller Bearing	
		1982-83	3300 & 3600 lb. Axles	<b>15101-15245</b>	Tapered Roller Bearing	
		1982-84	Spicer 44 Axle	<b>SA35</b>	Tapered Roller Bearing	
		1984-93	8 Stud Hub Assembly	<b>15101-15245</b>	Tapered Roller Bearing	
		1985-93	Spicer 44 Axle, 3500 lb. Axle	<b>SA35</b>	Tapered Roller Bearing	
<b>Rear</b>		1981-83	9.25" Ring Gear	<b>SA6408</b>	Cylindrical Roller Bearing	
			Spicer 60 & 70 Axles, 12"x2.5" Brake Shoe	<b>SA38</b>	Tapered Roller Bearing	
		1984-89	Except Heavy Duty Axle, 9.25" Ring Gear	<b>SA6408</b>	Cylindrical Roller Bearing	
	Inner	1981-93	Spicer 60 & 70 Axles, 9000 lb. G.V.W., 12"x3" Brake Shoe	<b>28682-28622</b>	Tapered Roller Bearing	
			Spicer 60 & 70 Axles, Except 9000 lb. G.V.W., 12"x3" Brake Shoe	<b>45291-45220</b>	Tapered Roller Bearing	
Outer	1981-93	Spicer 60 & 70 Axles, 12"x3" Brake Shoe	<b>SA38</b>	Tapered Roller Bearing		

POSITION	YEAR	APPLICATION	PART NO.	PART TYPE	NOTES
----------	------	-------------	----------	-----------	-------

## DODGE MEDIUM TRUCK

### D400

<b>Front</b>	Inner	1978-81	Spicer 60 Axle	387A-382A	Tapered Roller Bearing
<b>Rear</b>	Inner	1978-81	Spicer 70 Axle w/12"x3" Brakes	45291-45220	Tapered Roller Bearing
	Outer	1978-81	Spicer 70 Axle w/12"x3" Brakes	SA38	Tapered Roller Bearing

## EAGLE

### 2000 GTX

<b>Front</b>		1991-93	Canada only	FW936	Generation 1
<b>Rear</b>	Inner	1991-93	Canada only	SA04	Tapered Roller Bearing
	Outer	1991-93	Canada only	SA01	Tapered Roller Bearing

### SUMMIT

<b>Front</b>		1989-92	FWD, Sedan	SA41	Tapered Roller Bearing
		1992-96	FWD, Wagon	FW936	Generation 1
		1993-96	FWD, Coupe Sedan	SA0016	Generation 1
<b>Rear</b>		1989-90	2-Dr, Rear Disc Brakes	RW400	Generation 1
			2-Dr, Rear Drum Brakes	RW401	Generation 1
			4-Dr	RW929	Generation 1
		1991	Rear Drum Brakes, Diamond-Star Motors	RW837	Generation 2
			Rear Drum Brakes, Mitsubishi	RW401	Generation 1
		1992	AWD, Wagon	SA1013	Generation 1
			FWD, Hatchback, Sedan, Rear Drum Brakes	RW837	Generation 2
			FWD, Hatchback, Sedan, Rear Drum Brakes, Mitsubishi	RW401	Generation 1
		1992-96	FWD, Wagon	RW840	Generation 2
		1993-96	AWD	SA1013	Generation 1
		FWD, Coupe, Sedan, 2-Wheel ABS, 4-Wheel ABS	RW833	Generation 2	
		FWD, Coupe, Sedan, Non-ABS	RW8148	Generation 2	

### TALON

<b>Front</b>		1990-94	FWD	FW936	Generation 1
		1995-98	FWD	FW9157	Generation 3
<b>Rear</b>		1990-94	FWD, 2-Wheel ABS, 4-Wheel ABS	RW811	Generation 2
			FWD, Non-ABS	RW810	Generation 2
		1995-98	AWD	RW8181	Generation 2
			FWD	RW8136	Generation 3
	Inner	1990-94	AWD	SA1014	Generation 1
	Outer	1990-94	AWD	SA1015	Generation 1

### VISION

<b>Front</b>		1993-97		FW989	Generation 3
<b>Rear</b>		1993-97	Rear Disc Brakes	RW829	Generation 2
		1993-97	Rear Drum Brakes	RW830	Generation 2

POSITION	YEAR	APPLICATION	PART NO.	PART TYPE	NOTES
<b>VISTA</b>					
Front	1989-91	Canadian Model	SA41	Tapered Roller Bearing	
Rear	1989-91	Canadian Model	RW929	Generation 1	

## FERRARI

### 308 GTB, 308GTS

Front	Inner	1980	SA06	Tapered Roller Bearing	
		1982-83	SA06	Tapered Roller Bearing	
Outer		1980	SA02	Tapered Roller Bearing	
		1982-83	SA02	Tapered Roller Bearing	

### 308 GTBI, 308GTSI

Front	Inner	1981	SA06	Tapered Roller Bearing	
	Outer	1981	SA02	Tapered Roller Bearing	

### 400I

Front	Inner	1984	SA05	Tapered Roller Bearing	
	Outer	1984	SA16	Tapered Roller Bearing	

### 512 BB

Front	Inner	1980-83	SA06	Tapered Roller Bearing	
		1984	SA05	Tapered Roller Bearing	
Outer		1980-83	SA02	Tapered Roller Bearing	
		1984	SA16	Tapered Roller Bearing	

## FORD PASSENGER CAR

### ASPIRE

Front		1994-97	SA18	Tapered Roller Bearing	
Rear	Inner	1994-97	SA04	Tapered Roller Bearing	
	Outer	1994-97	SA01	Tapered Roller Bearing	

### CONTOUR

Front		1995-00	SA0029Q	Generation 1	
Rear		1995-00	RW824	Generation 2	

### COUNTRY SQUIRE

Front	Inner	1987-90	SA18	Tapered Roller Bearing	
	Outer	1987-90	SA12	Tapered Roller Bearing	
Rear		1987-90	SA5707	Cylindrical Roller Bearing	



POSITION	YEAR	APPLICATION	PART NO.	PART TYPE	NOTES
<b>CROWN VICTORIA</b>					
<b>Front</b>	1992-97		<b>FW9104</b>	Generation 2	
	1998-00		<b>FW9202</b>	Generation 2	
	2001-02	4-Wheel ABS	<b>FW9202</b>	Generation 2	
	2003-05		<b>FW9196</b>	Generation 3	
	2006-09		<b>FW9230</b>	Generation 3	
<b>Rear</b>	1992-09		<b>SA5707</b>	Cylindrical Roller Bearing	
<b>ESCORT</b>					
<b>Front</b>	1983-90	From Feb 1/1983	<b>FW503K</b>	Generation 2	
	1984-90		<b>FW914</b>	Generation 1	
	1991-03		<b>SA0013</b>	Generation 1	
<b>Rear</b>	1991-93		<b>RW930</b>	Generation 2	
	1994-03	Non-ABS, Rear Drum Brakes	<b>RW930</b>	Generation 2	
		Rear Disc Brakes	<b>RW8161</b>	Generation 2	
	1998-03	ZX2, Non-ABS, Rear Drum Brakes	<b>RW930</b>	Generation 2	
		ZX2, Rear Disc Brakes	<b>RW8161</b>	Generation 2	
	Inner	1981-90		<b>SA15</b>	Tapered Roller Bearing
Outer	1981-83		<b>SA01</b>	Tapered Roller Bearing	
	1984-90		<b>SA12</b>	Tapered Roller Bearing	
<b>EXP</b>					
<b>Front</b>	1983	From Feb 1/1983	<b>FW914</b>	Generation 1	
	1983-88		<b>FW503K</b>	Generation 2	
<b>Rear</b>	Inner	1982-88	<b>SA15</b>	Tapered Roller Bearing	
	Outer	1982-83	<b>SA01</b>	Tapered Roller Bearing	
		1984-88	<b>SA12</b>	Tapered Roller Bearing	
<b>FAIRMONT</b>					
<b>Rear</b>	1978-82	7.50" Ring Gear	<b>SA5707</b>	Cylindrical Roller Bearing	
	1979-83	6.75" Ring Gear	<b>SARW207CCRA</b>	Ball Roller Bearing	
<b>FESTIVA</b>					
<b>Front</b>	1988-93		<b>SA18</b>	Tapered Roller Bearing	
<b>Rear</b>	Inner	1988-93	<b>SA04</b>	Tapered Roller Bearing	
	Outer	1988-93	<b>SA01</b>	Tapered Roller Bearing	
<b>FIESTA</b>					
<b>Rear</b>	Inner	1978-80	<b>SA04</b>	Tapered Roller Bearing	
	Outer	1978-80	<b>SA01</b>	Tapered Roller Bearing	
<b>FIVE HUNDRED, FREESTYLE</b>					
<b>Front</b>	2005-07		<b>FW9223</b>	Generation 3	
<b>Rear</b>	2005-07	AWD	<b>RW8300</b>	Generation 3	
		FWD	<b>RW8299</b>	Generation 3	

## FORD PASSENGER CAR

POSITION	YEAR	APPLICATION	PART NO.	PART TYPE	NOTES
<b>FOCUS</b>					
Front	2000-09		FW5510K	Generation 2	
			SA0056	Generation 1	*
Rear	2000-08	Rear Drum Brakes	RW407	Generation 1	
<b>FUSION</b>					
Front	2006-09		SA0010	Generation 1	
Rear	2006-09	4-Wheel ABS	RW8271	Generation 2	
		Non-ABS	RW8272	Generation 2	
<b>GRANADA</b>					
Front	Inner	1975-80	SA13	Tapered Roller Bearing	
		1981-82	SA17	Tapered Roller Bearing	
	Outer	1975-82	SA12	Tapered Roller Bearing	
Rear	1980	7.50" Ring Gear	SA5707	Cylindrical Roller Bearing	
		8.00" Ring Gear, 9.00" Ring Gear	SARW207CCRA	Ball Roller Bearing	
		1981-82	SA5707	Cylindrical Roller Bearing	
<b>GRAND MARQUIS</b>					
Front	1999-02	Canadian Model	FW9202	Generation 2	
		2003-04	Canadian Model	FW9196	Generation 3
		2006-08	Canadian Model	FW9230	Generation 3
Rear	1999-08	Canadian Model	SA5707	Cylindrical Roller Bearing	
<b>LTD</b>					
Front	Inner	1974-82	SA18	Tapered Roller Bearing	
		1983-86	Base, Brougham	SA17	Tapered Roller Bearing
			Country Squire, Crown Victoria	SA18	Tapered Roller Bearing
		1985	LX Brougham	SA17	Tapered Roller Bearing
		1986	Country Squire LX, Crown Victoria LX	SA18	Tapered Roller Bearing
	Outer	1970-86	SA12	Tapered Roller Bearing	
Rear	1979-86		SA5707	Cylindrical Roller Bearing	
<b>LTD CROWN VICTORIA</b>					
Front	Inner	1987-91	SA18	Tapered Roller Bearing	
		Outer	1987-91	SA12	Tapered Roller Bearing
Rear	1987-91		SA5707	Cylindrical Roller Bearing	
<b>MARAUDER</b>					
Front	2003-04	Canadian Model	FW9196	Generation 3	
Rear	2003-04	Canadian Model	SA5707	Cylindrical Roller Bearing	
<b>MUSTANG</b>					
Front	1994-04		FW9115	Generation 2	
		2005-09	4-Wheel ABS	FW9221	Generation 2
			Non-ABS	FW9222	Generation 2

**NOTE** \* Refer to part number in Buyers Guide for details.

POSITION	YEAR	APPLICATION	PART NO.	PART TYPE	NOTES
<b>MUSTANG</b>					
Front	Inner	1980-83	SA17	Tapered Roller Bearing	
		1984-93	V8, 5.0L, SVO Option	SA05	Tapered Roller Bearing
		1986	V6, 232", LX	SA17	Tapered Roller Bearing
		1987-93	L4, 140", LX	SA17	Tapered Roller Bearing
Outer		1979-83		SA12	Tapered Roller Bearing
		1984-85	V8, 5.0L, SVO Option	SA12	Tapered Roller Bearing
		1986-93		SA12	Tapered Roller Bearing
Rear		1979-82	6.75" Ring Gear	SARW207CCRA	Ball Roller Bearing
		1979-00	7.50", 8.80" Ring Gears	SA5707	Cylindrical Roller Bearing
		1999-04	Cobra	FW958	Generation 1
		2001-04		SA5707	Cylindrical Roller Bearing
		2005-09		SA6408	Cylindrical Roller Bearing

<b>PINTO</b>					
Front	Inner	1971-80	SA13	Tapered Roller Bearing	
	Outer	1971-80	SA12	Tapered Roller Bearing	
Rear		1974-80	SARW207CCRA	Ball Roller Bearing	

<b>PROBE</b>					
Front		1989-92	FW957	Generation 1	
		1993-97	SA0010	Generation 1	
Rear		1989-92	RW955	Generation 1	
		1993-97	4-Wheel ABS Non-ABS	RW8118 RW8119	Generation 2 Generation 2

<b>TAURUS</b>					
Front		1986-91	To Jan 31/1991	FW600K	Generation 2
		1986-95		FW958	Generation 1
		1991-95	From Feb 1/1991	FW6100K	Generation 2
		1996-07		FW9100	Generation 3
		2008-09		FW9223	Generation 3
Rear		1990-92	Rear Disc Brakes	RW8105	Generation 2
		1990-00	Non-ABS, Rear Drum Brakes	RW8106	Generation 2
		1993-04	Rear Disc Brakes	RW8107	Generation 2
		2000	4-Wheel ABS, Rear Drum Brakes	RW8162	Generation 2
		2001-03	4-Wheel ABS, Rear Drum Brakes	RW8163	Generation 2
			Non-ABS, Rear Drum Brakes	RW8164	Generation 2
		2004-07	4-Wheel ABS, Rear Drum Brakes	RW8297	Generation 2
			Non-ABS	RW8164	Generation 2
		2005-07	4-Wheel ABS, Rear Disc Brakes	RW8107	Generation 2
		2008-09	AWD	RW8300	Generation 3
	FWD		RW8299	Generation 3	
	Inner	1986-89	SA06	Tapered Roller Bearing	
	Outer	1986-89	SA12	Tapered Roller Bearing	

<b>TAURUS X</b>					
Front		2008-09	FW9223	Generation 3	
Rear		2008-09	AWD	RW8300	Generation 3
			FWD	RW8299	Generation 3

## FORD PASSENGER CAR

POSITION	YEAR	APPLICATION	PART NO.	PART TYPE	NOTES
<b>TEMPO</b>					
<b>Front</b>	1984-86		FW503K	Generation 2	
	1984-94		FW914	Generation 1	
	1987-92	FWD	FW503K	Generation 2	
	1993-94		FW503K	Generation 2	
<b>Rear</b>	1987-91	AWD	RW901	Generation 1	
	Inner	1984-86		SA15	Tapered Roller Bearing
		1987-92	FWD	SA15	Tapered Roller Bearing
		1993-94		SA15	Tapered Roller Bearing
	Outer	1984-86		SA12	Tapered Roller Bearing
		1987-92	FWD	SA12	Tapered Roller Bearing
		1993-94		SA12	Tapered Roller Bearing

## THUNDERBIRD

<b>Front</b>	1989-90	4-Wheel ABS	FW976	Generation 2	
		Non-ABS	FW977	Generation 2	
			FW992	Generation 2	
		2002-05	FW9167	Generation 3	
	Inner	1980-88	Non-Turbo	SA17	Tapered Roller Bearing
		1984-88	Turbo	SA05	Tapered Roller Bearing
Outer	1980-83	Non-Turbo	SA12	Tapered Roller Bearing	
			SA12	Tapered Roller Bearing	
			SA12	Tapered Roller Bearing	
<b>Rear</b>	1980-88		SA5707	Cylindrical Roller Bearing	
	1989-97		FW958	Generation 1	
	2002-05		SA1032	Generation 1	

## FORD LIGHT TRUCK, SUV & VAN

### AEROSTAR

<b>Front</b>	1986-89	4WD, To Oct 1/1989	SA35	Tapered Roller Bearing	
	1990-97	AWD	FW700	Generation 3	
	Inner	1986-97	RWD	SA06	Tapered Roller Bearing
		Outer	1986-97	RWD	SA02
<b>Rear</b>	1986		SA5707	Cylindrical Roller Bearing	
	1987-97	7.50" Ring Gear	SA5707	Cylindrical Roller Bearing	
	1990-97	8.80" Ring Gear	SA6408	Cylindrical Roller Bearing	

### BRONCO

<b>Front</b>	1987	Manual Locking Hubs	SA38	Tapered Roller Bearing	
	Inner	1966-86		SA37	Tapered Roller Bearing
		1987-89	Spicer 44 w/Automatic Lock Hubs	SA37	Tapered Roller Bearing
		1988-89	From May 1/1988, Spicer 44 Axle w/Manual Lock Hubs, 3.54 Ratio & Heavy Duty Front End	SA38	Tapered Roller Bearing
			From May 1/1988, Spicer 44 Axle w/Manual Lock Hubs, Except 3.54 Ratio & Heavy Duty Front End	SA37	Tapered Roller Bearing
		1990-94		SA37	Tapered Roller Bearing
		1995-96	Automatic Locking Hubs	SA37	Tapered Roller Bearing
			Manual Locking Hubs	SA37	Tapered Roller Bearing

POSITION	YEAR	APPLICATION	PART NO.	PART TYPE	NOTES
<b>BRONCO</b>					
Front	Outer	1966-86	SA35	Tapered Roller Bearing	
		1987-89	Spicer 44 w/Automatic Locking Hubs	SA35	Tapered Roller Bearing
	1988-89	Spicer 44 Axle w/Manual Locking Hubs	SA35	Tapered Roller Bearing	
	1990-94		SA35	Tapered Roller Bearing	
	1995	Automatic Locking Hubs	SA35	Tapered Roller Bearing	
		Manual Locking Hubs	SA35	Tapered Roller Bearing	
	1996		SA35	Tapered Roller Bearing	
Rear	1983-86	8.80" Ring Gear	SA6408	Cylindrical Roller Bearing	
	1987-96		SA6408	Cylindrical Roller Bearing	

<b>BRONCO II</b>					
Front		1984-89	4WD	SA35	Tapered Roller Bearing
		1990	4WD	SA37	Tapered Roller Bearing
	Inner	1984-90	RWD	SA06	Tapered Roller Bearing
	Outer	1984-90	RWD	SA02	Tapered Roller Bearing
Rear		1984-90	7.50" Ring Gear	SA5707	Cylindrical Roller Bearing
			8.80" Ring Gear	SA6408	Cylindrical Roller Bearing

<b>COURIER</b>					
Front	Inner	1972-82		SA30206A	Tapered Roller Bearing
	Outer	1972-82	RWD	SA30204A	Tapered Roller Bearing
Rear	Inner	1972-82		SA30208A	Tapered Roller Bearing

<b>E-100 ECONOLINE</b>					
Front	Inner	1975-83		SA13	Tapered Roller Bearing
	Outer	1975-83		SA12	Tapered Roller Bearing
Rear		1983		SA6408	Cylindrical Roller Bearing

<b>E-150</b>					
Front	Inner	2006-09		SA13	Tapered Roller Bearing
	Outer	2006-09		SA12	Tapered Roller Bearing
Rear		2006-09		SA6408	Cylindrical Roller Bearing

<b>E-150 ECONOLINE</b>					
Front	Inner	1975-05		SA13	Tapered Roller Bearing
	Outer	1975-05		SA12	Tapered Roller Bearing
Rear		1983-86	8.80" Ring Gear	SA6408	Cylindrical Roller Bearing
		1987-05		SA6408	Cylindrical Roller Bearing

<b>E-250</b>					
Front	Inner	2006-09		LM102949-910	Tapered Roller Bearing
	Outer	2006-09		15101-15245	Tapered Roller Bearing
Rear		2006-09	Spicer Semi-Floating Axle	SAR1561TV	Cylindrical Roller Bearing
	Inner	2006-09	Spicer Full-Floating Axle	387AS-382A	Tapered Roller Bearing
	Outer	2006-09	Spicer Full-Floating Axle	SA38	Tapered Roller Bearing

POSITION	YEAR	APPLICATION	PART NO.	PART TYPE	NOTES
----------	------	-------------	----------	-----------	-------

**E-250 ECONOLINE**

<b>Front</b>	Inner	1975-05		LM102949-910	Tapered Roller Bearing
	Outer	1975-05		15101-15245	Tapered Roller Bearing
<b>Rear</b>		1975-80	Spicer Full-Floating Axle	SA38	Tapered Roller Bearing
		1980-05	Spicer Semi-Floating Axle	SAR1561TV	Cylindrical Roller Bearing
	Inner	1981-05	Spicer Full-Floating Axle	387AS-382A	Tapered Roller Bearing
	Outer	1981-05	Spicer Full-Floating Axle	SA38	Tapered Roller Bearing

**E-350 ECONOLINE**

<b>Front</b>	Inner	1981-05		LM102949-910	Tapered Roller Bearing
	Outer	1981-05		15101-15245	Tapered Roller Bearing
<b>Rear</b>	Inner	1981-05		387AS-382A	Tapered Roller Bearing
	Outer	1981-05		SA38	Tapered Roller Bearing

**E-350 SUPER DUTY**

<b>Front</b>	Inner	2006-09		LM102949-910	Tapered Roller Bearing
	Outer	2006-09		15101-15245	Tapered Roller Bearing
<b>Rear</b>	Inner	2006-09		387AS-382A	Tapered Roller Bearing
	Outer	2006-09		SA38	Tapered Roller Bearing

**E-450 ECONOLINE SUPER DUTY**

<b>Front</b>	Inner	2000-02		LM102949-910	Tapered Roller Bearing
		2006-08		LM102949-910	Tapered Roller Bearing
	Outer	2000-02		15101-15245	Tapered Roller Bearing
		2006-08		15101-15245	Tapered Roller Bearing
<b>Rear</b>	Inner	2000-02	11.25" Ring Gear	387AS-382A	Tapered Roller Bearing
		2005-08		387AS-382A	Tapered Roller Bearing
	Outer	2000-02	11.25" Ring Gear	SA38	Tapered Roller Bearing
		2005-08		SA38	Tapered Roller Bearing

**E-450 SUPER DUTY**

<b>Front</b>	Inner	2003-05		LM102949-910	Tapered Roller Bearing
	Outer	2003-05		15101-15245	Tapered Roller Bearing
<b>Rear</b>	Inner	2003-05		387AS-382A	Tapered Roller Bearing
	Outer	2003-05		SA38	Tapered Roller Bearing

**ECONOLINE SUPER DUTY**

<b>Front</b>	Inner	1996-99		LM102949-910	Tapered Roller Bearing
	Outer	1996-99		15101-15245	Tapered Roller Bearing
<b>Rear</b>	Inner	1996-99	11.25" Ring Gear	387AS-382A	Tapered Roller Bearing
	Outer	1996-99	11.25" Ring Gear	SA38	Tapered Roller Bearing

**EDGE**

<b>Front</b>		2007-09		SA0063	Generation 1
<b>Rear</b>		2007-09	AWD	RW8335	Generation 3

POSITION	YEAR	APPLICATION	PART NO.	PART TYPE	NOTES	
<b>ESCAPE</b>						
<b>Front</b>	2001-09		<b>FW799K</b>	Generation 2		
			<b>SA0072</b>	Generation 1		
<b>Rear</b>	2001-09		<b>SA0029Q</b>	Generation 1		
<b>EXCURSION</b>						
<b>Front</b>	2000-01	4WD	<b>FW720</b>	Generation 3		
	2002-05	4WD, Coarse Thread Studs	<b>FW720</b>	Generation 3		
		4WD, Fine Thread Studs	<b>FW756</b>	Generation 3		
Inner	2000-05	RWD	<b>LM102949-910</b>	Tapered Roller Bearing		
Outer	2000-05	RWD	<b>15101-15245</b>	Tapered Roller Bearing		
<b>Rear</b>	Outer	2000-05	<b>SA38</b>	Tapered Roller Bearing		
<b>EXPEDITION</b>						
<b>Front</b>	1997-00	4WD, 12 mm Wheel Stud	<b>FW704</b>	Generation 3		
	2000-02	4WD, 14 mm Wheel Stud	<b>FW731</b>	Generation 3		
	2002-06	RWD	<b>FW742</b>	Generation 3		
	2003-06	4WD	<b>FW743</b>	Generation 3		
	2007-09	4WD	<b>FW795</b>	Generation 3		
	Inner	1997-02	RWD	<b>SA18</b>	Tapered Roller Bearing	
Outer	1997-02	RWD	<b>SA12</b>	Tapered Roller Bearing		
<b>Rear</b>	1997-02		<b>SAR1561TV</b>	Cylindrical Roller Bearing		
<b>EXPLORER</b>						
<b>Front</b>	1991-94	4WD	<b>SA37</b>	Tapered Roller Bearing		
	1995-01	4WD	<b>FW703</b>	Generation 3		
	2002	Sport, 4WD	<b>FW703</b>	Generation 3		
	2002-05	Except Sport & Sport Trac	<b>FW750</b>	Generation 3		
	2003	Sport XLS, Sport XLT, 4WD	<b>FW752</b>	Generation 3		
	2004-05	XLS Sport, XLT Sport, 4WD	<b>FW752</b>	Generation 3		
	2006-09		<b>FW778</b>	Generation 3		
	Inner	1991-94	RWD	<b>SA06</b>	Tapered Roller Bearing	
		1995-01	RWD	<b>SA05</b>	Tapered Roller Bearing	
		2002	Sport, RWD	<b>SA05</b>	Tapered Roller Bearing	
		2003	Sport XLS, Sport XLT, RWD	<b>SA05</b>	Tapered Roller Bearing	
		2004-05	XLS Sport, XLT Sport, RWD	<b>SA05</b>	Tapered Roller Bearing	
	Outer	1991-01	RWD	<b>SA02</b>	Tapered Roller Bearing	
		2002	Sport, RWD	<b>SA02</b>	Tapered Roller Bearing	
		2003	Sport XLS, Sport XLT, RWD	<b>SA02</b>	Tapered Roller Bearing	
		2004-05	XLS Sport, XLT Sport, RWD	<b>SA02</b>	Tapered Roller Bearing	
Right	1995-04	4WD, Spicer 35-SLA Axle, 7.59" Ring Gear	<b>SA5707</b>	Cylindrical Roller Bearing		
<b>Rear</b>	1991-01		<b>SA6408</b>	Cylindrical Roller Bearing		
	2002-03	Postal	<b>RW8431K</b>	Generation 2		
		Postal	<b>RW408</b>	Generation 1		
	2002-05	Limited, XLS, XLT	<b>RW8431K</b>	Generation 2		
		Limited, XLS, XLT	<b>RW408</b>	Generation 1		
	2004	NBX	<b>RW8431K</b>	Generation 2		
		NBX	<b>RW408</b>	Generation 1		
2006-09		<b>RW8431K</b>	Generation 2			
		<b>RW408</b>	Generation 1			

**FORD LIGHT TRUCK, SUV & VAN**

APPLICATIONS

POSITION	YEAR	APPLICATION	PART NO.	PART TYPE	NOTES
<b>EXPLORER SPORT TRAC</b>					
<b>Front</b>	2001-02	4WD	<b>FW703</b>	Generation 3	
	2003-05	4WD	<b>FW752</b>	Generation 3	
	2007-09		<b>FW778</b>	Generation 3	
	Inner 2001-05	RWD	<b>SA05</b>	Tapered Roller Bearing	
	Outer 2001-05	RWD	<b>SA02</b>	Tapered Roller Bearing	
Right	2001-04	Spicer 35-SLA Axle, 7.59" Ring Gear	<b>SA5707</b>	Cylindrical Roller Bearing	
<b>Rear</b>	2001-05		<b>SA6408</b>	Cylindrical Roller Bearing	
	2007-09		<b>RW8431K</b>	Generation 2	
			<b>RW408</b>	Generation 1	

**F SUPER DUTY**

<b>Front</b>	1997	4WD, 2-Wheel ABS, 8.80" Ring Gear	<b>FW722</b>	Generation 3	
	Inner 1990		<b>LM102949-910</b>	Tapered Roller Bearing	
	Right 1996-97	4WD, Spicer 44-IFS-HD, 8.50" Ring Gear	<b>SA5707</b>	Cylindrical Roller Bearing	
<b>Rear</b>	Inner 1990-91		<b>39585-39520</b>	Tapered Roller Bearing	
	1992-97		<b>39590-39520</b>	Tapered Roller Bearing	
	Outer 1990-91	To Feb 1/1991	<b>368A-362A</b>	Tapered Roller Bearing	
	1994-97	From Apr 1/1994, Dana Axle	<b>SA38</b>	Tapered Roller Bearing	

**F53**

<b>Front</b>	Inner 1988-97		<b>LM102949-910</b>	Tapered Roller Bearing	
	Outer 1988-97		<b>15101-15245</b>	Tapered Roller Bearing	
<b>Rear</b>	Outer 1992-97		<b>LM506849-810</b>	Tapered Roller Bearing	

**F59**

<b>Front</b>	Inner 1988-94		<b>LM102949-910</b>	Tapered Roller Bearing	
	Outer 1988-94		<b>15101-15245</b>	Tapered Roller Bearing	
<b>Rear</b>	Outer 1992-94		<b>LM506849-810</b>	Tapered Roller Bearing	

**F-100**

<b>Front</b>	Inner 1975-83	RWD	<b>SA13</b>	Tapered Roller Bearing	
	1976-83	4WD	<b>SA37</b>	Tapered Roller Bearing	
	Outer 1975-83	4WD	<b>SA35</b>	Tapered Roller Bearing	
	1975-83	RWD	<b>SA12</b>	Tapered Roller Bearing	

**F-150**

<b>Front</b>	1987	4WD, Spicer 44 Axle w/Manual Locking Hubs	<b>SA38</b>	Tapered Roller Bearing	
	1988	4WD, To May 1/1988, Spicer 44 Axle w/Manual Locking Hubs	<b>SA38</b>	Tapered Roller Bearing	
	1997-99	4WD, 2-Wheel ABS	<b>FW717</b>	Generation 3	
		4WD, 4-Wheel ABS	<b>FW710</b>	Generation 3	
	2000	4WD, 2-Wheel ABS, 12mm Studs, 5 Stud Hub Assembly	<b>FW717</b>	Generation 3	



POSITION	YEAR	APPLICATION	PART NO.	PART TYPE	NOTES	
<b>F-150</b> <b>Front</b>	2000	4WD, 2-Wheel ABS, 14mm Studs, 5 Stud Hub Assembly	<b>FW728</b>	Generation 3		
		4WD, 4-Wheel ABS, 12mm Studs, 5 Stud Hub Assembly	<b>FW710</b>	Generation 3		
		4WD, 4-Wheel ABS, 14mm Studs, 5 Stud Hub Assembly	<b>FW729</b>	Generation 3		
	2000-03	4WD, 2-Wheel ABS, 7 Stud Hub Assembly	<b>FW722</b>	Generation 3		
		4WD, 4-Wheel ABS, 7 Stud Hub Assembly	<b>FW730</b>	Generation 3		
	2001-03	4WD, 2-Wheel ABS, 5 Stud Hub Assembly	<b>FW728</b>	Generation 3		
		4WD, 4-Wheel ABS, 5 Stud Hub Assembly	<b>FW729</b>	Generation 3		
	2004	SVT Lightning, 4WD, 2-Wheel ABS, 5 Stud Hub Assembly	<b>FW728</b>	Generation 3		
		SVT Lightning, 4WD, 2-Wheel ABS, 7 Stud Hub Assembly	<b>FW722</b>	Generation 3		
		SVT Lightning, 4WD, 4-Wheel ABS, 5 Stud Hub Assembly	<b>FW729</b>	Generation 3		
	2004-05	4WD, 6 Stud Hub Assembly, To Nov 28/2004	<b>FW746</b>	Generation 3		
		4WD, 7 Stud Hub Assembly, To Nov 28/2004	<b>FW747</b>	Generation 3		
	2005-08	4WD, 6 Stud Hub Assembly, From 11/29/2004	<b>FW779</b>	Generation 3		
		4WD, 7 Stud Hub Assembly	<b>FW780</b>	Generation 3		
	Inner	1975-86	4WD, From Serial #F70001	<b>SA37</b>	Tapered Roller Bearing	
		1975-96	RWD	<b>SA13</b>	Tapered Roller Bearing	
		1987-89	4WD, Automatic Locking Hubs	<b>SA37</b>	Tapered Roller Bearing	
		1988-89	4WD, From May 1/1988, Spicer 44 Axle w/Manual Lock Hubs, 3.54 Ratio & Heavy Duty Front End	<b>SA38</b>	Tapered Roller Bearing	
			4WD, From May 1/1988, Spicer 44 Axle w/Manual Lock Hubs, Except 3.54 Ratio & Heavy Duty Front End	<b>SA37</b>	Tapered Roller Bearing	
		1990-96	4WD	<b>SA37</b>	Tapered Roller Bearing	
		1997-08	RWD, 5 or 7 Mounting Holes	<b>SA18</b>	Tapered Roller Bearing	
2000-08		RWD, 8 Stud Hub Assembly	<b>LM102949-910</b>	Tapered Roller Bearing		
2004		SVT	<b>SA18</b>	Tapered Roller Bearing		
Outer		1975-86	4WD, From Serial #F70001	<b>SA35</b>	Tapered Roller Bearing	
	1975-96	RWD	<b>SA12</b>	Tapered Roller Bearing		
	1987-89	4WD, Automatic Locking Hubs	<b>SA35</b>	Tapered Roller Bearing		
	1988-89	4WD, From May 1/1988, Spicer 44 Axle w/Manual Lock Hubs	<b>SA35</b>	Tapered Roller Bearing		
	1990-96	4WD	<b>SA35</b>	Tapered Roller Bearing		
	1997-08	RWD, 5 or 7 Mounting Holes	<b>SA12</b>	Tapered Roller Bearing		
	2000-08	RWD, 8 Stud Hub Assembly	<b>15101-15245</b>	Tapered Roller Bearing		
	2004	SVT	<b>SA12</b>	Tapered Roller Bearing		
	Rear	1983-86	8.80" Ring Gear	<b>SA6408</b>	Cylindrical Roller Bearing	
		1987-97		<b>SA6408</b>	Cylindrical Roller Bearing	
1998-03		8.80" Ring Gear	<b>SA6408</b>	Cylindrical Roller Bearing		
		9.75" Ring Gear	<b>SAR1561TV</b>	Cylindrical Roller Bearing		
2001-04		Super Crew	<b>SAR1561TV</b>	Cylindrical Roller Bearing		
2004		SVT Lightning, 8.80" Ring Gear	<b>SA6408</b>	Cylindrical Roller Bearing		
		SVT Lightning, 9.75"-10.25" Ring Gear	<b>SAR1561TV</b>	Cylindrical Roller Bearing		
2005-09		<b>SAR1561TV</b>	Cylindrical Roller Bearing			

**FORD LIGHT TRUCK, SUV & VAN**
**APPLICATIONS**

POSITION	YEAR	APPLICATION	PART NO.	PART TYPE	NOTES
<b>F-150 HERITAGE</b>					
<b>Front</b>	2004	4WD, 2-Wheel ABS, 5 Stud Hub Assembly	<b>FW728</b>	Generation 3	
		4WD, 2-Wheel ABS, 7 Stud Hub Assembly	<b>FW722</b>	Generation 3	
		4WD, 4-Wheel ABS, 5 Stud Hub Assembly	<b>FW729</b>	Generation 3	
Inner	2004	RWD	<b>SA18</b>	Tapered Roller Bearing	
Outer	2004	RWD	<b>SA12</b>	Tapered Roller Bearing	
<b>Rear</b>	2004	8.80" Ring Gear	<b>SA6408</b>	Cylindrical Roller Bearing	
		SVT Lightning, 9.75"-10.25" Ring Gear	<b>SAR1561TV</b>	Cylindrical Roller Bearing	

**F-250**

<b>Front</b>	1997-98	4WD, 2-Wheel ABS, 8.80" Ring Gear	<b>FW722</b>	Generation 3		
	1997-99	4WD, 4-Wheel ABS	<b>FW730</b>	Generation 3		
	1999	4WD, 2-Wheel ABS	<b>FW722</b>	Generation 3		
<b>Inner</b>	1997-99	4WD, 4-Wheel ABS,	<b>FW720</b>	Generation 3		
		From Mar 22/1999, Single Rear Wheels				
		4WD, 4-Wheel ABS,	<b>FW775</b>	Generation 3		
	To Mar 21/1999, Single Rear Wheels					
	1975-85	RWD, Single Piston Disc Brakes	<b>SA13</b>	Tapered Roller Bearing		
	1976-85	RWD, Dual Piston Disc Brakes	<b>LM102949-910</b>	Tapered Roller Bearing		
	1978-99	4WD, Spicer 50 & 60 Axles	<b>387A-382A</b>	Tapered Roller Bearing		
	1981-82	4WD, Spicer 44 Axle Under 8500 lb. G.V.W., Except E1TA-MF, ABA Axles	<b>SA37</b>	Tapered Roller Bearing		
	1986-96	RWD	<b>LM102949-910</b>	Tapered Roller Bearing		
	1990-91	4WD, Spicer 44 Axle w/Automatic Locking Hubs	<b>SA37</b>	Tapered Roller Bearing		
	1997-99	4WD, Spicer 44 Axle w/Manual Locking Hubs	<b>SA38</b>	Tapered Roller Bearing		
		RWD, Over 8500 GVW, 8 Mounting Holes	<b>LM102949-910</b>	Tapered Roller Bearing		
	RWD, Under 8500 GVW, 7 Mounting Holes	<b>SA18</b>	Tapered Roller Bearing			
	<b>Outer</b>	1975-85	RWD, Single Piston Disc Brakes	<b>SA12</b>	Tapered Roller Bearing	
		1976-85	RWD, Dual Piston Disc Brakes	<b>15101-15245</b>	Tapered Roller Bearing	
1978-99		4WD, Spicer 50 & 60 Axles	<b>SA38</b>	Tapered Roller Bearing		
1980		4WD, Spicer 44 Except 3500 lb. Axle	<b>SA35</b>	Tapered Roller Bearing		
1981-82		4WD, Spicer 44 Axle Over 8500 lb. G.V.W.	<b>SA35</b>	Tapered Roller Bearing		
1981-82		4WD, Spicer 44 Axle Under 8500 lb. G.V.W., Except E1TA-MF, ABA Axles	<b>SA35</b>	Tapered Roller Bearing		
		4WD, Spicer 44 Axle Under 8500 lb. G.V.W., w/E1TA-MF, ABA Axles	<b>LM102949-910</b>	Tapered Roller Bearing		
1983-94		4WD, Spicer 44 Axle	<b>SA35</b>	Tapered Roller Bearing		
1986-96		RWD	<b>15101-15245</b>	Tapered Roller Bearing		
1997-99		RWD, Over 8500 GVW, 8 Mounting Holes	<b>15101-15245</b>	Tapered Roller Bearing		
RWD, Under 8500 GVW, 7 Mounting Holes		<b>SA12</b>	Tapered Roller Bearing			
<b>Right</b>		1996-98	4WD, Spicer 44-IFS-HD, 8.50" Ring Gear	<b>SA5707</b>	Cylindrical Roller Bearing	
<b>Rear</b>	1980-85	Spicer Semi-Floating Axle	<b>SAR1561TV</b>	Cylindrical Roller Bearing		
	1985-98	Ford Semi-Floating Axle, 10.25" Ring Gear	<b>SAR1561TV</b>	Cylindrical Roller Bearing		
	1980-85	Spicer Full-Floating Axle	<b>387AS-382A</b>	Tapered Roller Bearing		
	1985-94	Ford Full-Floating Axle, 10.25" Ring Gear	<b>3994-3920</b>	Tapered Roller Bearing		
	1980-85	Spicer Full-Floating Axle	<b>SA38</b>	Tapered Roller Bearing		
	1985-98	Ford Full-Floating Axle, 10.25" Ring Gear	<b>SA38</b>	Tapered Roller Bearing		
	1999		<b>SA38</b>	Tapered Roller Bearing		

POSITION	YEAR	APPLICATION	PART NO.	PART TYPE	NOTES	
<b>F-250 SUPER DUTY</b>						
Front	1999	4WD, 2-Wheel ABS, Single Rear Wheels, To Mar 21/1999	FW776	Generation 3		
	1999-02	4WD, 4-Wheel ABS, Dual Rear Wheels, From Mar 22/1999	FW725	Generation 3		
	1999-04	4WD, 2-Wheel ABS, Single Rear Wheels From Mar 22/1999	FW721	Generation 3		
	2000-02	4WD, 4-Wheel ABS, Single Rear Wheels	FW720	Generation 3		
	2003-04	4WD, 4-Wheel ABS, Dual Rear Wheels	FW757	Generation 3		
		4WD, 4-Wheel ABS, Single Rear Wheels	FW756	Generation 3		
	2005-09	4WD, Single Rear Wheels	FW781	Generation 3		
	Inner	1999-08	RWD	LM102949-910	Tapered Roller Bearing	
	Outer	1999-09	RWD	15101-15245	Tapered Roller Bearing	
	Rear	Outer	1999-09	SA38	Tapered Roller Bearing	

<b>F-350</b>						
Front	1999	4WD, 4-Wheel ABS, Single Rear Wheels, To Mar 21/1999	FW775	Generation 3		
		4WD, 4-Wheel ABS, Single Rear Wheels, From Mar 22/1999	FW720	Generation 3		
	Inner	1976-98	RWD	LM102949-910	Tapered Roller Bearing	
		1979-97	4WD, Spicer 50 & 60 Axles	387A-382A	Tapered Roller Bearing	
	Outer	1975-98	RWD	15101-15245	Tapered Roller Bearing	
		1979-97	4WD, Spicer 50 & 60 Axles	SA38	Tapered Roller Bearing	
		1981	4WD, Spicer 44 Axle	SA35	Tapered Roller Bearing	
	Rear	1983	Spicer Semi-Floating Axle	SAR1561TV	Cylindrical Roller Bearing	
	Inner	1976-94	Spicer Full-Floating Axle Over 5300 lbs.	387AS-382A	Tapered Roller Bearing	
		1985-94	Ford Full-Floating Axle	3994-3920	Tapered Roller Bearing	
Outer	1976-94	Spicer Full-Floating Axle Over 5300 lbs.	SA38	Tapered Roller Bearing		
	1985-94	Ford Full-Floating Axle	SA38	Tapered Roller Bearing		
	1994-97	Dana Axle	SA38	Tapered Roller Bearing		
	1995-97	11.25" Ring Gear	387AS-382A	Tapered Roller Bearing		

<b>F-350 SUPER DUTY</b>						
Front	1999	4WD, 2-Wheel ABS, To Mar 21/1999, Single Rear Wheels	FW776	Generation 3		
		4WD, 4-Wheel ABS, To Mar 21/1999, Dual Rear Wheels	FW777	Generation 3		
	1999-02	4WD, 4-Wheel ABS, From Mar 22/1999, Dual Rear Wheels	FW725	Generation 3		
	1999-04	4WD, 2-Wheel ABS, From Mar 22/1999, Single Rear Wheels	FW721	Generation 3		
	2000-02	4WD, 4-Wheel ABS, Single Rear Wheels	FW720	Generation 3		
	2003-04	4WD, 4-Wheel ABS, Dual Rear Wheels	FW757	Generation 3		
		4WD, 4-Wheel ABS, Single Rear Wheels	FW756	Generation 3		
	2005-08	4WD, Dual Rear Wheels	FW782	Generation 3		
	2005-09	4WD, Single Rear Wheels	FW781	Generation 3		
	Inner	1999-08	RWD	LM102949-910	Tapered Roller Bearing	
	Outer	1999-08	RWD	15101-15245	Tapered Roller Bearing	
		2009	RWD	LM102949-910	Tapered Roller Bearing	
	Rear	Inner	1999-09	11.25" Ring Gear	387AS-382A	Tapered Roller Bearing
		Outer	1999-09	10.50" Ring Gear	SA38	Tapered Roller Bearing
			2005-09	11.25" Ring Gear	SA38	Tapered Roller Bearing
		2009	RWD	15101-15245	Tapered Roller Bearing	

POSITION	YEAR	APPLICATION	PART NO.	PART TYPE	NOTES
<b>F-450 SUPER DUTY</b>					
Front	1999	4WD, 4-Wheel ABS, To Mar 21/1999, Dual Rear Wheels	FW777	Generation 3	
	1999-01	4WD, 2-Wheel ABS, From Mar 1/1999, Single Rear Wheels	FW721	Generation 3	
	2000-02	4-Wheel ABS, Dual Rear Wheels	FW725	Generation 3	
	2002-04	4WD, 2-Wheel ABS, Single Rear Wheels, Coarse Thread Studs	FW721	Generation 3	
	2003-04	4WD, 4-Wheel ABS, Dual Rear Wheels	FW757	Generation 3	
	2005-08	4WD, Dual Rear Wheels	FW783	Generation 3	
	Inner	1999-04	RWD	LM102949-910	Tapered Roller Bearing

**F-550 SUPER DUTY**

Front	1999	4WD, 4-Wheel ABS, To Mar 21/1999, Dual Rear Wheels	FW777	Generation 3	
	1999-04	4WD, 2-Wheel ABS, From Mar 1/1999, Single Rear Wheels	FW721	Generation 3	
	2000-02	4-Wheel ABS, Dual Rear Wheels	FW725	Generation 3	
	2003-04	4WD, 4-Wheel ABS, Dual Rear Wheels	FW757	Generation 3	
	2005-08	4WD, Dual Rear Wheels	FW783	Generation 3	

**FREESTAR**

Front	Left	2004-07	FW9232	Generation 3	
	Right	2004-07	FW9233	Generation 3	
Rear	Left	2004-07	RW8312	Generation 3	
	Right	2004-07	RW8313	Generation 3	

**RANGER**

Front	1983-89	4WD, To Oct 1/1989	SA35	Tapered Roller Bearing		
	1990-97	4WD	SA37	Tapered Roller Bearing		
	1998-99	4WD, 2-Wheel ABS	FW726	Generation 3		
	1998-00	4WD, 4-Wheel ABS, To Jun 21/2000	FW727	Generation 3		
	2000-02	4WD, 4-Wheel ABS, From Jun 22/2000	FW713	Generation 3		
	2000-09	4WD, 2-Wheel ABS	FW714	Generation 3		
	2003-09	4WD, 4-Wheel ABS	FW752	Generation 3		
	Inner	1983-94	RWD	SA06	Tapered Roller Bearing	
		1995-09	RWD	SA05	Tapered Roller Bearing	
Outer	1983-09	RWD	SA02	Tapered Roller Bearing		
Rear	Right	1998-05	4WD, Spicer 35-SLA Axle, 7.59" Ring Gear	SA5707	Cylindrical Roller Bearing	
	1983	6.75" Ring Gear	SARW207CCRA	Ball Roller Bearing		
	1983-09	7.50" Ring Gear	SA5707	Cylindrical Roller Bearing		
	1984-09	8.80" Ring Gear	SA6408	Cylindrical Roller Bearing		
	1998-03	Electric	FW958	Generation 1		

**WINDSTAR**

Front	1995-98		FW958	Generation 1	
	1999-03		FW9156	Generation 3	
Rear	1997-03	From Aug 4/1997	RW8149	Generation 2	
	Inner	1995-97	To Aug 4/1997	SA06	Tapered Roller Bearing
	Outer	1995-97	To Aug 4/1997	SA12	Tapered Roller Bearing

POSITION	YEAR	APPLICATION	PART NO.	PART TYPE	NOTES
----------	------	-------------	----------	-----------	-------

## GEO PASSENGER CAR

### METRO

Front	1989-91	Non-Turbo	SA6007-2RS	Ball Roller Bearing
	1992-94	Base, XFi	SA6007-2RS	Ball Roller Bearing
Inner	1989-91	Turbo	SA0001	Generation 1
	1992-94	LSi	SA0001	Generation 1
	1995-97		SA0001	Generation 1
Rear	1995-97	4-Wheel ABS	RW8204	Generation 2
Inner	1989-94		SA6205-RS	Ball Roller Bearing
	1995-97	Non-ABS	SA6205-RS	Ball Roller Bearing
Outer	1989-94		SA6204-RS	Ball Roller Bearing
	1995-97	Non-ABS	SA6204-RS	Ball Roller Bearing

### PRIZM

Front	1989-97		SA0007	Generation 1
Rear	1989-92		RW931	Generation 1
	1993-95	4-Wheel ABS	RW819	Generation 3
	1994-97	Non-ABS	RW818	Generation 3
	1996-97	4-Wheel ABS	RW8184	Generation 3

### SPECTRUM

Front	1989	Non-Turbo, Except Heavy Duty Suspension	SAB35	Generation 1
		Turbo, Heavy Duty Suspension	FW306	Generation 1
Rear	Inner	1989	SA04	Tapered Roller Bearing
	Outer	1989	SA01	Tapered Roller Bearing

### STORM

Front	1990-93	GSi	FW305	Generation 1
	Inner	1990-93	SA0033	Generation 1
Rear	1990-93		RW8171	Generation 3

## GEO LIGHT TRUCK, SUV & VAN

### TRACKER

Front	Inner	1989-97	FW309	Generation 1
Rear	Inner	1989-97	SA1004	Generation 1

## GMC LIGHT TRUCK, SUV & VAN

### ACADIA

Front	2007-09		FWF112	Generation 3
Rear	2007-09		FWF112	Generation 3

# GMC LIGHT TRUCK, SUV & VAN

POSITION	YEAR	APPLICATION	PART NO.	PART TYPE	NOTES	
<b>C1500</b>						
Front	Inner	1979-80	SA05	Tapered Roller Bearing		
		1981-86	Light Duty Brakes	SA06	Tapered Roller Bearing	
		1988-91	Heavy Duty Brakes	SA05	Tapered Roller Bearing	
			Light Duty Brakes	SA06	Tapered Roller Bearing	
		1993-94		SA05	Tapered Roller Bearing	
	1995-99	Diesel, Over 8600 G.V.W.	SA35	Tapered Roller Bearing		
		Gas, Under 8,600 G.V.W.	SA05	Tapered Roller Bearing		
	Outer	1979-80		SA03	Tapered Roller Bearing	
		1981-86	Light Duty Brakes	SA03	Tapered Roller Bearing	
		1988-94		SA03	Tapered Roller Bearing	
1995-99		Diesel, Over 8600 G.V.W.	15103S-15243	Tapered Roller Bearing		
		Gas, Under 8,600 G.V.W.	SA03	Tapered Roller Bearing		
Rear	1988-99	8.50" Ring Gear	RW967	Cylindrical Roller Bearing		
		9.50" Ring Gear	SAR1561TV	Cylindrical Roller Bearing		

## C1500 SUBURBAN

Front	Inner	1979-80	SA05	Tapered Roller Bearing		
		1981-86	Light Duty Brakes	SA06	Tapered Roller Bearing	
		1992-94		SA05	Tapered Roller Bearing	
		1995-99	Diesel, Over 8600 G.V.W.	SA35	Tapered Roller Bearing	
			Gas, Under 8,600 G.V.W.	SA05	Tapered Roller Bearing	
	Outer	1979-86		SA03	Tapered Roller Bearing	
		1992-94		SA03	Tapered Roller Bearing	
		1995-99	Diesel, Over 8600 G.V.W.	15103S-15243	Tapered Roller Bearing	
			Gas, Under 8,600 G.V.W.	SA03	Tapered Roller Bearing	

## C2500

Front	Inner	1979-86	8600 lb. G.V.W.	SA35	Tapered Roller Bearing		
		1988-91	Except 8600 lb. G.V.W.	SA05	Tapered Roller Bearing		
		1988-00	8600 lb. G.V.W.	SA35	Tapered Roller Bearing		
			1991		SA35	Tapered Roller Bearing	
		1992-00	7200 lb. G.V.W.	SA05	Tapered Roller Bearing		
		Outer	1979-86	8600 lb. G.V.W.	15103S-15243	Tapered Roller Bearing	
	1988-91		Except 8600 lb. G.V.W.	SA03	Tapered Roller Bearing		
	1988-00		8600 lb. G.V.W.	15103S-15243	Tapered Roller Bearing		
	1991			15103S-15243	Tapered Roller Bearing		
	1992-00		7200 lb. G.V.W.	SA03	Tapered Roller Bearing		
	Rear		1981-86	9.50" Ring Gear	SAR1561TV	Cylindrical Roller Bearing	
		9.50" Ring Gear		SAR1561TV	Cylindrical Roller Bearing		
		8.50" Ring Gear		RW967	Cylindrical Roller Bearing		
		Inner	1979-86	10.50" Ring Gear	387AS-382A	Tapered Roller Bearing	
			1988-00	10.50" Ring Gear	387AS-382A	Tapered Roller Bearing	
		Outer	1979-86	10.50" Ring Gear	SA38	Tapered Roller Bearing	
	1988-00		10.50" Ring Gear	SA38	Tapered Roller Bearing		

## C2500 SUBURBAN

Front	Inner	1979-86	8600 lb. G.V.W.	SA35	Tapered Roller Bearing	
		1992-99	7200 lb. G.V.W.	SA05	Tapered Roller Bearing	
			8600 lb. G.V.W.	SA35	Tapered Roller Bearing	
	Outer	1979-86	8600 lb. G.V.W.	15103S-15243	Tapered Roller Bearing	
		1992-99	7200 lb. G.V.W.	SA03	Tapered Roller Bearing	
			8600 lb. G.V.W.	15103S-15243	Tapered Roller Bearing	

POSITION	YEAR	APPLICATION	PART NO.	PART TYPE	NOTES
<b>C2500 SUBURBAN</b>					
Rear	Inner	1979-86	10.50" Ring Gear	387AS-382A	Tapered Roller Bearing
	Outer	1979-86	10.50" Ring Gear	SA38	Tapered Roller Bearing
<b>C3500</b>					
Front	Inner	1979-86		SA35	Tapered Roller Bearing
		1988-90		SA35	Tapered Roller Bearing
		1991-00	Except 12,500 lb. to 15,000 lb. G.V.W.	SA35	Tapered Roller Bearing
Outer	1979-86		15103S-15243	Tapered Roller Bearing	
	1988-00		15103S-15243	Tapered Roller Bearing	
Rear		1988-91	9.50" Ring Gear	SAR1561TV	Cylindrical Roller Bearing
	Inner	1979-86	10.50" Ring Gear	387AS-382A	Tapered Roller Bearing
		1988-00	10.50" Ring Gear	387AS-382A	Tapered Roller Bearing
	Outer	1979-86	10.50" Ring Gear	SA38	Tapered Roller Bearing
		1988-00	10.50" Ring Gear	SA38	Tapered Roller Bearing
<b>CABALLERO</b>					
Front	Inner	1978-87		SA06	Tapered Roller Bearing
		1979-81		SA03	Tapered Roller Bearing
	Outer	1982-87		SA34	Tapered Roller Bearing
Rear		1978-84	Chevrolet Axle, 8.50" Ring Gear, 7.50" Ring Gear	SA5707	Cylindrical Roller Bearing
		1978-84	Pontiac Axle, 8.875" Ring Gear, 8.50" Ring Gear	SA6408	Cylindrical Roller Bearing
		1985-87		SA5707	Cylindrical Roller Bearing
<b>CANYON</b>					
Rear		2004-09		RW967	Cylindrical Roller Bearing
<b>ENVOY</b>					
Front		2002-09		FW9188	Generation 3
Rear		2002-09		RW967	Cylindrical Roller Bearing
<b>G1500</b>					
Front	Inner	1979-95		SA05	Tapered Roller Bearing
	Outer	1979-95		SA03	Tapered Roller Bearing
Rear		1979-93	8.50" Ring Gear	SA6408	Cylindrical Roller Bearing
		1994-95		SA6408	Cylindrical Roller Bearing
<b>G2500</b>					
Front	Inner	1979-90	Non-ABS, Gas, (JB5) Brakes	SA05	Tapered Roller Bearing
		1983-95	Heavy Duty Brakes	SA35	Tapered Roller Bearing
		1991-95	Gas, (JB5) Brakes	SA05	Tapered Roller Bearing
	Outer	1979-90	Non-ABS, Gas, (JB5) Brakes	SA03	Tapered Roller Bearing
		1983-95	Heavy Duty Brakes	1779-1729X	Tapered Roller Bearing
Rear		1991-95	Gas, (JB5) Brakes	SA03	Tapered Roller Bearing
	Inner	1979-93	8.50" Ring Gear	SA6408	Cylindrical Roller Bearing
		1994-95		SA6408	Cylindrical Roller Bearing
	Outer	1979-95	10.50" Ring Gear	387AS-382A	Tapered Roller Bearing
		1979-95	10.50" Ring Gear	SA38	Tapered Roller Bearing

**GMC LIGHT TRUCK, SUV & VAN**

APPLICATIONS

POSITION	YEAR	APPLICATION	PART NO.	PART TYPE	NOTES
<b>G3500</b>					
Front	Inner	1979-96	SA35	Tapered Roller Bearing	
	Outer	1979-96	15103S-15243	Tapered Roller Bearing	
Rear		1983-91 9.50" Ring Gear	SAR1561TV	Cylindrical Roller Bearing	
	Inner	1979-82	387AS-382A	Tapered Roller Bearing	
		1983-96 10.50" Ring Gear	387AS-382A	Tapered Roller Bearing	
	Outer	1979-82	SA38	Tapered Roller Bearing	
		1983-96 10.50" Ring Gear	SA38	Tapered Roller Bearing	

**JIMMY**

Front		1991-94 4WD, 4-Wheel ABS	FW961	Generation 3	
		1994-96 4WD	FW961	Generation 3	
		1997 4WD, 2nd Design	FW9124	Generation 3	
		4WD, 4-Wheel ABS, 1st Design	FW961	Generation 3	
		1998-01 4WD	FW9124	Generation 3	
		RWD	FW9200	Generation 3	
	Inner	1971-80 RWD	SA05	Tapered Roller Bearing	
		1992-97 RWD	SA06	Tapered Roller Bearing	
	Outer	1971-80 RWD	SA03	Tapered Roller Bearing	
		1977-86 4WD, 2nd Design Spicer Axle	SA35	Tapered Roller Bearing	
Rear		1992-97 RWD	SA34	Tapered Roller Bearing	
		1973-86	SA6408	Cylindrical Roller Bearing	
		1992-01 7.50"-8.50" Ring Gear, C & K Axle Code	SA5707	Cylindrical Roller Bearing	
		1999 2-Dr, w/o High Wider (ZR2) Package, 8.50" Ring Gear	RW967	Cylindrical Roller Bearing	
		7.625" Ring Gear	RW923	Cylindrical Roller Bearing	
		1999-01 8.625" Ring Gear Limited Slip Differential, 7.625" Ring Gear	SA6408 RW923	Cylindrical Roller Bearing Cylindrical Roller Bearing	

**K1500**

Front		1988-91 Heavy Duty Suspension	FW701	Generation 3	
		Light Duty Suspension	FW702	Generation 3	
		1992-94	FW701	Generation 3	
		1995-99 6 Stud Hub Assembly	FW724	Generation 3	
		1996-99 8 Stud Hub Assembly	FW741	Generation 3	
Outer		1979-86	SA35	Tapered Roller Bearing	
	Rear	1979-86	SA6408	Cylindrical Roller Bearing	
		1988-99 9.50" Ring Gear	SAR1561TV	Cylindrical Roller Bearing	

**K1500 SUBURBAN**

Front		1994	FW701	Generation 3	
		1995-99 6 Stud Hub Assembly	FW724	Generation 3	
	Outer	1979-86	SA35	Tapered Roller Bearing	
Rear		1979-86	SA6408	Cylindrical Roller Bearing	
		1992-99 9.50" Ring Gear	SAR1561TV	Cylindrical Roller Bearing	

**K2500**

Front		1988-94 6 Stud Hub Assembly	FW701	Generation 3	
		8 Stud Hub Assembly	FW718	Generation 3	
		1995 6 Stud Hub Assembly	FW724	Generation 3	
		1996-00	FW741	Generation 3	



POSITION	YEAR	APPLICATION	PART NO.	PART TYPE	NOTES
<b>K2500</b>					
<b>Front</b>	Outer	1979-86	SA35	Tapered Roller Bearing	
	Left	1995	8 Stud Hub Assembly	FW715	Generation 3
	Right	1995	8 Stud Hub Assembly	FW716	Generation 3
<b>Rear</b>		1981-86	9.50" Ring Gear	SAR1561TV	Cylindrical Roller Bearing
		1988-00	9.50" Ring Gear	SAR1561TV	Cylindrical Roller Bearing
		1991-00	8.50" Ring Gear	RW967	Cylindrical Roller Bearing
	Inner	1979-86	10.50" Ring Gear	387AS-382A	Tapered Roller Bearing
		1988-00	10.50" Ring Gear	387AS-382A	Tapered Roller Bearing
	Outer	1979-86	10.50" Ring Gear	SA38	Tapered Roller Bearing
		1988-00	10.50" Ring Gear	SA38	Tapered Roller Bearing

**K2500 SUBURBAN**

<b>Front</b>		1992-94	8 Stud Hub Assembly	FW718	Generation 3
		1994	6 Stud Hub Assembly	FW701	Generation 3
		1995	6 Stud Hub Assembly	FW724	Generation 3
		1996-99		FW741	Generation 3
	Outer	1979-86		SA35	Tapered Roller Bearing
<b>Left</b>	1995	8 Stud Hub Assembly	FW715	Generation 3	
	<b>Right</b>	1995	8 Stud Hub Assembly	FW716	Generation 3
		<b>Rear</b>	1992-99	9.50" Ring Gear	SAR1561TV

**K3500**

<b>Front</b>		1988-94	w/ Single Rear Wheels	FW718	Generation 3
		1996-00		FW741	Generation 3
<b>Inner</b>	1979-86		387AS-382A	Tapered Roller Bearing	
	1988-90		SA35	Tapered Roller Bearing	
<b>Outer</b>	1979-86		SA38	Tapered Roller Bearing	
	1988-90		15103S-15243	Tapered Roller Bearing	
<b>Left</b>	1995		FW715	Generation 3	
<b>Right</b>	1995		FW716	Generation 3	
<b>Rear</b>		1988-91	9.50" Ring Gear	SAR1561TV	Cylindrical Roller Bearing
	Inner	1979-86	10.50" Ring Gear	387AS-382A	Tapered Roller Bearing
		1988-00	10.50" Ring Gear	387AS-382A	Tapered Roller Bearing
	Outer	1979-86	10.50" Ring Gear	SA38	Tapered Roller Bearing
		1988-00	10.50" Ring Gear	SA38	Tapered Roller Bearing

**P1500**

<b>Front</b>	Inner	1979-80		SA05	Tapered Roller Bearing
	Outer	1979-80		SA03	Tapered Roller Bearing
<b>Rear</b>		1979-80		SA6408	Cylindrical Roller Bearing

**P2500**

<b>Front</b>	Inner	1979-89		SA35	Tapered Roller Bearing
	Outer	1979-89		15103S-15243	Tapered Roller Bearing
<b>Rear</b>		1981-89		SAR1561TV	Cylindrical Roller Bearing
	Inner	1979-80		387AS-382A	Tapered Roller Bearing
	Outer	1979-80		SA38	Tapered Roller Bearing
		1979-86	10.50" Ring Gear	SA38	Tapered Roller Bearing

	POSITION	YEAR	APPLICATION	PART NO.	PART TYPE	NOTES
<b>P3500</b>						
<b>Front</b>	Inner	1977-84		SA35	Tapered Roller Bearing	
		1985-99	Except I-Beam Axle	SA35	Tapered Roller Bearing	
	Outer	1979-99		15103S-15243	Tapered Roller Bearing	
<b>Rear</b>	Inner	1982-99	10.50" Ring Gear	387AS-382A	Tapered Roller Bearing	
		1997-99	Motor Home	39590-39520	Tapered Roller Bearing	
	Outer	1982-99	10.50" Ring Gear	SA38	Tapered Roller Bearing	
<b>R1500</b>						
<b>Front</b>	Inner	1987		SA06	Tapered Roller Bearing	
		1988-90		SA05	Tapered Roller Bearing	
	Outer	1987		SA03	Tapered Roller Bearing	
<b>Rear</b>		1987		SA6408	Cylindrical Roller Bearing	
<b>R1500 SUBURBAN</b>						
<b>Front</b>	Inner	1987-91		SA05	Tapered Roller Bearing	
		1987-91		SA03	Tapered Roller Bearing	
<b>Rear</b>		1987-91		SA6408	Cylindrical Roller Bearing	
<b>R2500</b>						
<b>Front</b>	Inner	1987-89		SA35	Tapered Roller Bearing	
		1987-89		15103S-15243	Tapered Roller Bearing	
<b>Rear</b>		1987-89	9.50" Ring Gear	SAR1561TV	Cylindrical Roller Bearing	
	Inner	1987-89	10.50" Ring Gear	387AS-382A	Tapered Roller Bearing	
	Outer	1987-89	10.50" Ring Gear	SA38	Tapered Roller Bearing	
<b>R2500 SUBURBAN</b>						
<b>Front</b>	Inner	1987-91		SA35	Tapered Roller Bearing	
		1987-91		15103S-15243	Tapered Roller Bearing	
<b>Rear</b>		1987-91	9.50" Ring Gear	SAR1561TV	Cylindrical Roller Bearing	
	Inner	1987-91	10.50" Ring Gear	387AS-382A	Tapered Roller Bearing	
	Outer	1987-91	10.50" Ring Gear	SA38	Tapered Roller Bearing	
<b>R3500</b>						
<b>Front</b>	Inner	1987-91		SA35	Tapered Roller Bearing	
		1987-91		15103S-15243	Tapered Roller Bearing	
<b>Rear</b>	Inner	1987-91		387AS-382A	Tapered Roller Bearing	
		1987-91		SA38	Tapered Roller Bearing	
<b>S15</b>						
<b>Front</b>		1983-90	4WD, Non-ABS	FW913K	Generation 3	
	Inner	1982-90	RWD	SA06	Tapered Roller Bearing	
	Outer	1982-90	RWD	SA34	Tapered Roller Bearing	
<b>Rear</b>		1982-90		SA5707	Cylindrical Roller Bearing	

POSITION	YEAR	APPLICATION	PART NO.	PART TYPE	NOTES
<b>S15 JIMMY</b>					
Front	1983-91	4WD, Non-ABS	FW913K	Generation 3	
	Inner 1983-91	RWD	SA06	Tapered Roller Bearing	
	Outer 1983-91	RWD	SA34	Tapered Roller Bearing	
Rear	1983-91		SA5707	Cylindrical Roller Bearing	
<b>SAFARI</b>					
Front	1990-94	AWD	FW705	Generation 3	
	1995-02	AWD	FW719	Generation 3	
	2003-05	RWD	FW744	Generation 3	
	Inner 1985-02	RWD	SA06	Tapered Roller Bearing	
	Outer 1985-02	RWD	SA03	Tapered Roller Bearing	
	Right 2003-05	AWD	FW792	Generation 3	
Rear	1985-89	7.50" Ring Gear	RW923	Cylindrical Roller Bearing	
	1990-01	7.625" & 7.650" Ring Gear	RW923	Cylindrical Roller Bearing	
	1991	7.50", 7.625" Ring Gear	SA5707	Cylindrical Roller Bearing	
	2002		RW923	Cylindrical Roller Bearing	
	2003-05		RW967	Cylindrical Roller Bearing	
<b>SAVANA 1500</b>					
Front	2003-06	AWD	FW736	Generation 3	
	2003-08	RWD	FW754	Generation 3	
	2006-08	4WD	FW736	Generation 3	
Rear	2003-09		RW967	Cylindrical Roller Bearing	
<b>SAVANA 2500</b>					
Front	2003-04	AWD, 6 Stud Hub Assembly	FW736	Generation 3	
	2003-08	RWD, 6 Stud Hub Assembly	FW754	Generation 3	
		RWD, 8 Stud Hub Assembly	FW759	Generation 3	
	2005-08	AWD	FW736	Generation 3	
	2009		FW759	Generation 3	
Rear	2003-09		SAR1561TV	Cylindrical Roller Bearing	
<b>SAVANA 3500</b>					
Front	2003-08	Except Heavy Duty Suspension, 8 Stud Hub Assembly	FW759	Generation 3	
		Heavy Duty Suspension, 8 Stud Hub Assembly	FW760	Generation 3	
	2009	Except Heavy Duty Suspension, 8 Lug Hub Assembly	FW759	Generation 3	
Rear	2007-08		SAR1561TV	Cylindrical Roller Bearing	
	Inner 2003-09	Single Rear Wheels	387AS-382A	Tapered Roller Bearing	
	Outer 2003-04	Single Rear Wheel Axle	SA38	Tapered Roller Bearing	
	2005-09	Single Rear Wheels	SA38	Tapered Roller Bearing	

POSITION	YEAR	APPLICATION	PART NO.	PART TYPE	NOTES
<b>SIERRA 1500</b>					
<b>Front</b>	1999-00	4WD	<b>FW736</b>	Generation 3	
		RWD	<b>FW754</b>	Generation 3	
	2001-05	4WD, 6 Stud Hub Assembly	<b>FW736</b>	Generation 3	
		RWD, Except Heavy Duty Brakes, 6 Stud Hub Assembly	<b>FW754</b>	Generation 3	
	2001-06	4WD, 8 Stud Hub Assembly	<b>FW786</b>	Generation 3	
	2005	RWD, 17" Wheel, Except Spring Special Package, 6 Stud Hub Assembly	<b>FW754</b>	Generation 3	
		4WD, 17" Wheel, Except Spring Special Package, 6 Stud Hub Assembly	<b>FW754</b>	Generation 3	
	2006	RWD, Except Heavy Duty Brakes, 6 Stud Hub Assembly	<b>FW754</b>	Generation 3	
		Classic, 4WD, 6 Stud Hub Assembly	<b>FW736</b>	Generation 3	
	2007	Classic, 4WD, 8 Stud Hub Assembly	<b>FW786</b>	Generation 3	
<b>Rear</b>	1999-00		<b>RW967</b>	Cylindrical Roller Bearing	
	2001-07	8.625" Ring Gear	<b>RW967</b>	Cylindrical Roller Bearing	
	2008-09		<b>RW967</b>	Cylindrical Roller Bearing	
	2009	9.50" Ring Gear	<b>SAR1561TV</b>	Cylindrical Roller Bearing	

<b>SIERRA 2500</b>					
<b>Front</b>	1999-04	4WD	<b>FW786</b>	Generation 3	
<b>Rear</b>	1999-08	9.50" Ring Gear	<b>SAR1561TV</b>	Cylindrical Roller Bearing	
	Inner	1999-08	10.50" Ring Gear	<b>387AS-382A</b>	Tapered Roller Bearing
	Outer	1999-08	10.50" Ring Gear	<b>SA38</b>	Tapered Roller Bearing

<b>SIERRA 2500 HD</b>					
<b>Front</b>	2001-06	4WD	<b>FW786</b>	Generation 3	
	2007	Classic, 4WD	<b>FW786</b>	Generation 3	
	2008-09	Single Rear Wheels	<b>FW798</b>	Generation 3	
<b>Rear</b>	2009	9.50" Ring Gear	<b>SAR1561TV</b>	Cylindrical Roller Bearing	
	Inner	2001-06		<b>387AS-382A</b>	Tapered Roller Bearing
		2009	10.50" Ring Gear	<b>387AS-382A</b>	Tapered Roller Bearing
	Outer	2001-06		<b>SA38</b>	Tapered Roller Bearing
		2009	10.50" Ring Gear	<b>SA38</b>	Tapered Roller Bearing

<b>SIERRA 3500</b>					
<b>Front</b>	2001-07	2WD	<b>FW787</b>	Generation 3	
		2WD	<b>FW788</b>	Generation 3	
		4WD	<b>FW788</b>	Generation 3	

<b>SIERRA 3500 HD</b>					
<b>Front</b>	2008-09	Dual Rear Wheels	<b>FW799</b>	Generation 3	
		Single Rear Wheels	<b>FW798</b>	Generation 3	
<b>Rear</b>	Inner	2004-09	Single Rear Wheels	<b>387AS-382A</b>	Tapered Roller Bearing
	Outer	2004-09	Single Rear Wheels	<b>SA38</b>	Tapered Roller Bearing

POSITION	YEAR	APPLICATION	PART NO.	PART TYPE	NOTES
<b>SONOMA</b>					
<b>Front</b>	1991-94	4WD, Non-ABS	FW913K	Generation 3	
	1991-96	4WD, 4-Wheel ABS	FW961	Generation 3	
	1997	4WD, 2nd Design	FW9124	Generation 3	
		4WD, 4-Wheel ABS, 1st Design	FW961	Generation 3	
	1998-04	4WD	FW9124	Generation 3	
Inner	1991-04	RWD	SA06	Tapered Roller Bearing	
Outer	1991-04	RWD	SA34	Tapered Roller Bearing	
<b>Rear</b>	1991		SA5707	Cylindrical Roller Bearing	
	1992-94	7.50"-8.50" Ring Gear, C & K Axle Code	SA5707	Cylindrical Roller Bearing	
	1994	Extended Cab Pickup, 8.50" Ring Gear	SA6408	Cylindrical Roller Bearing	
	1995-01	Extended Cab Pickup, Non-Limited Slip Differential, 8.50" Ring Gear	SA6408	Cylindrical Roller Bearing	
	1995-04	7.625"-8.50" Ring Gear, C & K Axle Code	SA5707	Cylindrical Roller Bearing	

<b>SYCLONE</b>					
<b>Front</b>	1991		FW913K	Generation 3	
<b>Rear</b>	1991		SA5707	Cylindrical Roller Bearing	
		4-Dr, 7.625" Ring Gear	SA5707	Cylindrical Roller Bearing	

<b>TRACKER</b>					
<b>Front</b>	1989-00	Canadian Model	FW309	Generation 1	
	2001-04	Canadian Model	FW9193	Generation 2	
<b>Rear</b>	1999-04	Canadian Model	SA1024	Generation 1	
	Inner 1989-98	Canadian Model	SA1004	Generation 1	

<b>TYPHOON</b>					
<b>Front</b>	1992-93		FW913K	Generation 3	
<b>Rear</b>	1992-93		SA5707	Cylindrical Roller Bearing	

<b>V1500</b>					
<b>Front</b>	Outer	1987	SA35	Tapered Roller Bearing	
<b>Rear</b>		1987	SA6408	Cylindrical Roller Bearing	

<b>V1500 SUBURBAN</b>					
<b>Front</b>	Outer	1987-91	SA35	Tapered Roller Bearing	
<b>Rear</b>		1987-91	SA6408	Cylindrical Roller Bearing	

<b>V2500</b>					
<b>Front</b>	Inner	1987	10.50" Ring Gear	387A-382A	Tapered Roller Bearing
	Outer	1987		SA35	Tapered Roller Bearing
<b>Rear</b>		1987	9.50" Ring Gear	SAR1561TV	Cylindrical Roller Bearing
	Inner	1987	10.50" Ring Gear	387AS-382A	Tapered Roller Bearing
	Outer	1987	10.50" Ring Gear	SA38	Tapered Roller Bearing

	POSITION	YEAR	APPLICATION	PART NO.	PART TYPE	NOTES
<b>V2500 SUBURBAN</b>						
<b>Front</b>	Inner	1987	10.50" Ring Gear	<b>387A-382A</b>	Tapered Roller Bearing	
<b>Rear</b>		1987-91	9.50" Ring Gear	<b>SAR1561TV</b>	Cylindrical Roller Bearing	
	Inner	1987-91	10.50" Ring Gear	<b>387AS-382A</b>	Tapered Roller Bearing	
	Outer	1987-91	10.50" Ring Gear	<b>SA38</b>	Tapered Roller Bearing	
<b>V3500</b>						
<b>Front</b>	Inner	1987		<b>387AS-382A</b>	Tapered Roller Bearing	
	Outer	1987-91		<b>SA38</b>	Tapered Roller Bearing	
<b>Rear</b>	Inner	1991	10.50" Ring Gear	<b>387AS-382A</b>	Tapered Roller Bearing	
	Outer	1991	10.50" Ring Gear	<b>SA38</b>	Tapered Roller Bearing	
<b>YUKON DENALI</b>						
<b>Front</b>		1999-00	4WD, 6 Stud Hub Assembly	<b>FW724</b>	Generation 3	
		2000-01	4WD	<b>FW736</b>	Generation 3	
<b>Rear</b>		1999-09		<b>RW967</b>	Cylindrical Roller Bearing	
<b>YUKON DENALI XL</b>						
<b>Rear</b>		2002-09		<b>RW967</b>	Cylindrical Roller Bearing	
<b>YUKON</b>						
<b>Front</b>		1992-94	4WD	<b>FW701</b>	Generation 3	
		1995-98	4WD, 6 Stud Hub Assembly	<b>FW724</b>	Generation 3	
		2001-06	4WD	<b>FW736</b>	Generation 3	
			RWD	<b>FW754</b>	Generation 3	
	Inner	1994	RWD	<b>SA05</b>	Tapered Roller Bearing	
		1995-98	V8, 5.7L, RWD	<b>SA05</b>	Tapered Roller Bearing	
			V8, 6.5L, RWD	<b>SA35</b>	Tapered Roller Bearing	
	Outer	1994	RWD	<b>SA03</b>	Tapered Roller Bearing	
		1995-98	V8, 5.7L, RWD	<b>SA03</b>	Tapered Roller Bearing	
			V8, 6.5L, RWD	<b>15103S-15243</b>	Tapered Roller Bearing	
<b>Rear</b>		1992-98		<b>RW967</b>	Cylindrical Roller Bearing	
		2001-09		<b>RW967</b>	Cylindrical Roller Bearing	
<b>YUKON XL 1500</b>						
<b>Front</b>		2000-06	4WD	<b>FW736</b>	Generation 3	
		2001-06	RWD	<b>FW754</b>	Generation 3	
<b>Rear</b>		2000-09		<b>RW967</b>	Cylindrical Roller Bearing	
<b>YUKON XL 2500</b>						
<b>Front</b>		2000-07	4WD	<b>FW786</b>	Generation 3	
		2008-09		<b>FW798</b>	Generation 3	
<b>Rear</b>		2000-07	9.50" Ring Gear	<b>SAR1561TV</b>	Cylindrical Roller Bearing	
	Inner	2001-05	10.50", 11.50" Ring Gears	<b>387AS-382A</b>	Tapered Roller Bearing	
		2006-08	10.50", 11.50" Ring Gear	<b>387AS-382A</b>	Tapered Roller Bearing	
		2008-09		<b>387AS-382A</b>	Tapered Roller Bearing	
	Outer	2001-05	10.50", 11.50" Ring Gears	<b>SA38</b>	Tapered Roller Bearing	
		2006-08	10.50", 11.50" Ring Gear	<b>SA38</b>	Tapered Roller Bearing	
		2008-09		<b>SA38</b>	Tapered Roller Bearing	

POSITION	YEAR	APPLICATION	PART NO.	PART TYPE	NOTES
----------	------	-------------	----------	-----------	-------

## GMC MEDIUM TRUCK

### 4500, 5500, 6500, 7500 SERIES, TILTMASTER, W-SERIES, TOPKICK, TRANSMODE

<b>Front</b>	Inner	1997-00	9000, 9200, 10,000 & 11,000 lb. G.V.W.	SA35	Tapered Roller Bearing
	Outer	1963-90	F050 & F055 Axles	15103S-15243	Tapered Roller Bearing
		1990-93	8000 lb. Axle	SA32207A	Tapered Roller Bearing
		1997-00	15,000 lb. G.V.W.	15103S-15243	Tapered Roller Bearing
		1997-00	9000, 9200, 10,000 & 11,000 lb. G.V.W.	15103S-15243	Tapered Roller Bearing
<b>Rear</b>	Inner	1984-87	Spicer 70 Axle	387AS-382A	Tapered Roller Bearing
	Outer	1984-87	Spicer 70 Axle	SA38	Tapered Roller Bearing

### C4500, C5500, C6500, C7500

<b>Rear</b>	Inner	1982-90	H110 & H135 Axles	28682-28622	Tapered Roller Bearing
-------------	-------	---------	-------------------	-------------	------------------------

### LLV

<b>Front</b>	Inner	1987-95	Postal Service	SA06	Tapered Roller Bearing
	Outer	1987-95	Postal Service	SA34	Tapered Roller Bearing
<b>Rear</b>		1987-95	Postal Service	RW923	Cylindrical Roller Bearing

## HONDA PASSENGER CAR

### ACCORD

<b>Front</b>		1982-83	To Serial #DC101603, DC099354	FW504K	Generation 2
		1986-89		FW505K	Generation 2
				FW9053	Generation 1
		1990-94		FW998	Generation 2
		1995-97	L4, 2.2L	FW998	Generation 2
			V6, 2.7L	SA0038	Generation 2
		1998-02		SA0050	Generation 1
		2003-07		SA0073	Generation 1 *
	<b>Inner</b>	1981-83		SAB32	Generation 1
		1984-85	Base, LX	SAB32	Generation 1
			SEI	FW925	Generation 1
		1985	S	SAB32	Generation 1
<b>Rear</b>	1986-89		RW933	Generation 2	
	1990-91	Coupe, Sedan, 4-Wheel ABS, Rear Disc Brakes	RW981	Generation 2	
		Coupe, Sedan, Non-ABS, Rear Disc Brakes	RW979	Generation 2	
	1990-94	Coupe, Sedan, Rear Drum Brakes	RW980	Generation 2	
	1991-93	Wagon, Rear Disc Brakes	RW832	Generation 2	
	1991-97	Wagon, Rear Drum Brakes	RW8122	Generation 2	
	1992-93	Coupe, Sedan, Rear Disc Brakes	RW981	Generation 2	
	1994	Coupe, Sedan, Rear Disc Brakes	RW820	Generation 2	
		Wagon, Rear Disc Brakes	RW8172	Generation 2	
	1995-97	L4, 2.2L, Coupe, Sedan, Rear Disc Brakes	RW820	Generation 2	
		L4, 2.2L, Coupe, Sedan, Rear Drum Brakes	RW980	Generation 2	
	1995-97	V6, 2.7L, Coupe, Sedan, Rear Disc Brakes	RW8172	Generation 2	
1998-02	L4, 2.3L, 4-Wheel ABS, Drum Brakes	RW8177	Generation 2		

**NOTE** \* Refer to part number in Buyers Guide for details.

# HONDA PASSENGER CAR

POSITION	YEAR	APPLICATION	PART NO.	PART TYPE	NOTES
<b>ACCORD <i>Continued</i></b>					
Rear	1998-02	L4, 2.3L, Non-ABS, Drum Brakes	RW8176	Generation 2	
		L4, 2.3L, Rear Disc Brakes	RW8178	Generation 2	
		V6, 3.0L, Rear Disc Brakes	RW8179	Generation 2	
	2003-08		RW8188	Generation 2	
	2005-07	Hybrid	RW8327	Generation 3	
	Inner	1976-85		SA15	Tapered Roller Bearing
Outer	1976-85		SA02	Tapered Roller Bearing	

## CIVIC DEL SOL

Front	1993-97	4-Wheel ABS	SA0030	Generation 1	*
		Non-ABS	SA0015	Generation 1	
Rear	1993-94	Rear Disc Brakes	RW834	Generation 2	
	1993-97	Rear Drum Brakes	RW935	Generation 2	
	1995-97	4-Wheel ABS, Rear Disc Brakes	RW9105	Generation 2	
		Non-ABS, Rear Disc Brakes	RW834	Generation 2	

## CIVIC

Front	1984	CRX 1.5	FW924	Generation 1		
	1984-85	1500 S	FW924	Generation 1		
	1984-87	Base, DX	FW924	Generation 1		
	1985-87	L4, 1.5L, CRX, CRX Si, Si	FW924	Generation 1		
	1987	1500 S	FW924	Generation 1		
	1988-91		FW924	Generation 1		
		4WD, Wagon	SAB35	Generation 1		
	1992-00	4-Wheel ABS	SA0030	Generation 1	*	
		Non-ABS	SA0015	Generation 1		
	2001-05	Except Si	SA0030	Generation 1	*	
	2002-05	Si, Hatchback	SA0050	Generation 1		
	2006-08	Hybrid	SA0089	Generation 1	*	
	2006-09	Si	SA0073	Generation 1	*	
		L4, 1.8L	SA0089	Generation 1	*	
	Rear	1984-87	4WD, Wagon	RW932	Generation 1	
		1985-87	CRX	RW935	Generation 2	
		1985-91	FWD, Coupe, Sedan	RW935	Generation 2	
		1988-91	4WD, Wagon	SAB35	Generation 1	
			FWD, Wagon	RW933	Generation 2	
1992-00		4-Wheel ABS, Rear Disc Brakes	RW9105	Generation 2		
		Non-ABS, Rear Drum Brakes	RW935	Generation 2		
		Rear Disc Brakes	RW834	Generation 2		
2001-05		DX, HX, LX	RW8174	Generation 2		
		EX	RW8175	Generation 2		
2002-05		Si, Hatchback	RW8258	Generation 2		
2003-05		Hybrid	RW8174	Generation 2		
2004-05		Si, Hatchback	RW8259	Generation 2		
2005		Value Package	RW8174	Generation 2		
2006-09		DX, GX, LX	RW8257	Generation 3		
		EX, Si	RW8256	Generation 3		
Inner		1980-83		SA15	Tapered Roller Bearing	
Outer	1980-83		SA02	Tapered Roller Bearing		

## CRX

Front	1988-91		FW924	Generation 1	
Rear	1988-91		RW935	Generation 2	

**NOTE** \* Refer to part number in Buyers Guide for details.



POSITION	YEAR	APPLICATION	PART NO.	PART TYPE	NOTES
<b>FIT</b>					
Front	2007-08		SA0091	Generation 1	*
Rear	2007-09		RW8323	Generation 2	
<b>INSIGHT</b>					
Front	2000-06		FW9161	Generation 2	
Rear	2000-06		RW8264	Generation 2	
<b>PRELUDE</b>					
Front	1983		FW504K	Generation 2	
	1988-91		FW9241	Generation 1	
	1992-96		FW9052	Generation 1	
	1997-01		SA0039	Generation 1	
	Inner	1981-84		SAB32	Generation 1
1985-87		Base	SAB32	Generation 1	
		Si	FW925	Generation 1	
Rear	1988-91		RW9182	Generation 1	
	1992-96	4-Wheel ABS	RW822	Generation 2	
		Non-ABS	RW8242	Generation 2	
	1997-01		RW8144	Generation 2	
	Inner	1979-87		SA15	Tapered Roller Bearing
Outer	1979-87		SA02	Tapered Roller Bearing	
<b>S2000</b>					
	2000-09		SA0039	Generation 1	

**HONDA LIGHT TRUCK, SUV & VAN**

<b>CR-V</b>						
Front	1997-01		SA0039	Generation 1		
	2002-06	EX	SA0074	Generation 1	*	
		LX	SA0039	Generation 1		
Rear	2002-06	EX	SA1029	Generation 1	*	
		LX	SA0015	Generation 1		
	2007-09	AWD	RW8345	Generation 3		
Left	1997-01		RW8166	Generation 2		
Right	1997-01		RW8240	Generation 2		
<b>ELEMENT</b>						
Front	2003	Non-ABS	SA0039	Generation 1		
	2003-09	EX, LX	SA0074	Generation 1	*	
		2007-09	SC	SAF100	Generation 1	*
Rear	2003-05	DX, LX	RW8260	Generation 2		
	Left	2003-09	EX, LX, SC	RW8262	Generation 2	
		2003-09	EX	RW8263	Generation 2	
	Right	2006-09	LX	RW8263	Generation 2	
		2007-09	SC	RW8263	Generation 2	

**NOTE** \* Refer to part number in Buyers Guide for details.

## HONDA LIGHT TRUCK, SUV & VAN

POSITION	YEAR	APPLICATION	PART NO.	PART TYPE	NOTES
<b>ODYSSEY</b>					
Front	1995-98		SA0038	Generation 2	
	1999-04		SA0059	Generation 1	
	2005-09		SA0086	Generation 1	*
Rear	1995-97		RW8124	Generation 2	
	1998		RW8123	Generation 2	
	1999-04		RW8180	Generation 2	
	2005-09		RW8320	Generation 3	

### PASSPORT

Front	Inner	1994-02	4WD	SA32009XA	Tapered Roller Bearing
Rear		1994-95	7.50" Ring Gear	SA5707	Cylindrical Roller Bearing
		1994-97	Spicer 44	SARW131R	Cylindrical Roller Bearing
		1998-02		SARW131R	Cylindrical Roller Bearing

### PILOT

Front		2003-04		SA0011	Generation 1	*
		2005-08		SA0085	Generation 1	
		2009		FW9267	Generation 3	
Rear		2003-08		SA0039	Generation 1	

### RIDGELINE

Front		2006-09		SA0088	Generation 1	*
Rear		2006-09		SA1033	Generation 1	*

## HUMMER

### H2

Front		2003-07		FW786	Generation 3
		2008-09	4WD	FW798	Generation 3

### H3

Rear		2006-09		RW967	Cylindrical Roller Bearing
------	--	---------	--	-------	----------------------------

### H3T

Rear		2009		RW967	Cylindrical Roller Bearing
------	--	------	--	-------	----------------------------

## HYUNDAI PASSENGER CAR

### ACCENT

Front		1995-99		SA41	Tapered Roller Bearing
		2000-09		SA0055	Generation 1

**NOTE** \* Refer to part number in Buyers Guide for details.

POSITION	YEAR	APPLICATION	PART NO.	PART TYPE	NOTES
<b>ACCENT</b>					
Rear	1995-96		RW827	Generation 2	
	1997-99		RW8165	Generation 2	
	2000-05	4-Wheel ABS	RW8192	Generation 2	
	2000-06	Non-ABS	RW8193	Generation 2	
	2006	Hatchback, 4-Wheel ABS	RW8192	Generation 2	
	2006-09	4-Wheel ABS	RW8324	Generation 3	
		Non-ABS	RW8325	Generation 3	

<b>AZERA</b>					
Front	2006-09		SA0084	Generation 1	
Rear	2006-09		RW8341	Generation 3	

<b>ELANTRA</b>					
Front	1992-95		SA41	Tapered Roller Bearing	
	1996-00		SA0055	Generation 1	
	2001-06		SA0078	Generation 1	
Rear	1992-95		RW400	Generation 1	
	1996-00		RW8160	Generation 2	
	2001-06	4-Wheel ABS	RW8195	Generation 2	
		Non-ABS	RW8194	Generation 2	
	2007-09		RW8340	Generation 3	
	2009	Touring	RW8340	Generation 3	

<b>EXCEL</b>					
Front	1986-94		SA41	Tapered Roller Bearing	
Rear	1989-94		RW400	Generation 1	
	Inner	1986-89	To Jul 31/1989	SA04	Tapered Roller Bearing
	Outer	1986-89	To Jul 31/1989	SA01	Tapered Roller Bearing

<b>PONY</b>					
Front	Inner	1986	SA04	Tapered Roller Bearing	
	Outer	1986	SA01	Tapered Roller Bearing	
Rear	1986		SA6207-2RS	Ball Roller Bearing	

<b>SCOUBE</b>					
Front	1991-95		SA41	Tapered Roller Bearing	
Rear	1991-95		RW400	Generation 1	

<b>SONATA</b>					
Front	1989-94		FW936	Generation 1	
	1995-98	To Jun 30/1998	SA0075	Generation 1	
	1999-02	To Jan 3/2002	SA0076	Generation 1	
	2002-09	From Jan 4/2002	SA0034	Generation 1	
	Rear	1992-98		RW826	Generation 2
1999-05		4-Wheel ABS	RW8190	Generation 3	
		Non-ABS	RW8191	Generation 3	
2006-09		4-Wheel ABS	RW8265	Generation 3	
		Non-ABS	RW8266	Generation 3	
Inner		1989-91	To May 1/1991	SA06	Tapered Roller Bearing
Outer		1989-91	To May 1/1991	SA02	Tapered Roller Bearing

## HYUNDAI PASSENGER CAR

POSITION	YEAR	APPLICATION	PART NO.	PART TYPE	NOTES
<b>STELLAR</b>					
Front	Inner	1986	SA04	Tapered Roller Bearing	
	Outer	1986	SA01	Tapered Roller Bearing	
Rear	1986	MIP Axle & 8 Bolt Hole Cover	SA6207-2RS	Ball Roller Bearing	
<b>TIBURON</b>					
Front	1997-01		SA0055	Generation 1	
	2003-08	L4, 2.0L	SA0078	Generation 1	
		V6, 2.7L	SA0076	Generation 1	
Rear	1997-01		RW8160	Generation 2	
	2003-08	4-Wheel ABS	RW8198	Generation 2	
		Non-ABS		RW8199	Generation 2
<b>XG300</b>					
Front	2001		SA0076	Generation 1	
Rear	2001		RW8189	Generation 3	
<b>XG350</b>					
Front	2002	To Jan 3/2002	SA0076	Generation 1	
	2002-05	From Jan 4/2002	SA0034	Generation 1	
Rear	2002-05		RW8189	Generation 3	
<b>HYUNDAI LIGHT TRUCK, SUV &amp; VAN</b>					
<b>ENTOURAGE</b>					
Front	2007-09		FW790	Generation 3	
Rear	2007-09		RW41007	Generation 2	
<b>SANTA FE</b>					
Front	2001-05	4WD	FW958	Generation 1	
	2001-06		SA0034	Generation 1	
	2007-09		FW9256	Generation 3	
Rear	2001-06	FWD, 4-Wheel ABS	RW8196	Generation 2	
		FWD, Non-ABS	RW8197	Generation 2	
	2006	4WD	FW958	Generation 1	
<b>TUCSON</b>					
Front	2005-08	To February 12/2008	SA0034	Generation 1	
Rear	2005-09	FWD	RW8267	Generation 2	
	2006-09	AWD	FW958	Generation 1	
<b>VERACRUZ</b>					
Front	2007-09		FW9266	Generation 3	

POSITION	YEAR	APPLICATION	PART NO.	PART TYPE	NOTES
<b>INFINITI</b>					
<b>FX35, FX45</b>					
Rear	2003-08		RW41002	Generation 2	
<b>G20</b>					
Front	1991-96		SA0009	Generation 1	
	1999-02		SA0009	Generation 1	
<b>G35</b>					
Front	2003-07		FW9268	Generation 3	
Rear	2003-06		RW8346	Generation 3	
<b>I30</b>					
Front	1996-99		SA0009	Generation 1	
	2000-01		SA0060	Generation 1	
Rear	2000-01		RW8203	Generation 2	
<b>I35</b>					
Front	2002-04		SA0060	Generation 1	
Rear	2002-04		RW8203	Generation 2	
<b>J30</b>					
	1993-97		RW404	Generation 1	
<b>M30</b>					
Front	Inner	1990-92	SA06	Tapered Roller Bearing	
	Outer	1990-92	SA02	Tapered Roller Bearing	
Rear	Inner	1990-92	SARW101	Ball Roller Bearing	
	Outer	1990-92	SARW132	Ball Roller Bearing	
<b>M45</b>					
Rear	2003-04		SA1038	Generation 1	
<b>QX4</b>					
Front	Inner	1997-03	RWD	SA37	Tapered Roller Bearing
	Outer	1997-03	RWD	LM300849-811	Tapered Roller Bearing
Rear		1997-03		RW405	Generation 1
<b>Q45</b>					
Front		1990-96		FW9244	Generation 1
Rear		1997-01		RW404	Generation 1
	Right	1990-96		SA1011	Generation 1

POSITION	YEAR	APPLICATION	PART NO.	PART TYPE	NOTES
<b>QX56</b>					
Front	2004-08		FW766	Generation 3	
Rear	2004-09		RW41004	Generation 3	

## INTERNATIONAL

### SCOUT II

Front	Inner	1972-80	FA3, FA13 (Spicer 30), FA43 & FA44 (Spicer 44) Axles	LM102949-910	Tapered Roller Bearing
		1980		LM102949-910	Tapered Roller Bearing
	Outer	1972-80	FA3, FA13 (Spicer 30), FA43 & FA44 (Spicer 44) Axles	SA35	Tapered Roller Bearing
Rear		1971-80	RA18 & RA28 (Spicer 44) Axles	SA10	Tapered Roller Bearing

## ISUZU PASSENGER CAR

### I-MARK

Front		1985-89	Except Lotus Suspension	SAB35	Generation 1
			Lotus Suspension	FW306	Generation 1
	Inner	1981-84		SA04	Tapered Roller Bearing
	Outer	1981-84		SA01	Tapered Roller Bearing
Rear	Inner	1985-89		SA04	Tapered Roller Bearing
	Outer	1985-89		SA01	Tapered Roller Bearing

### IMPULSE

Front		1990-92	RWD, Lotus Suspension	FW305	Generation 1
		1991-92	AWD	FW305	Generation 1
	Inner	1983-89		SA15	Tapered Roller Bearing
		1990-92	RWD, Except Lotus Suspension	SA0033	Generation 1
	Outer	1983-89		SA01	Tapered Roller Bearing
Rear		1990-92	RWD	RW8171	Generation 3

### STYLUS

Front		1991-93	Except Lotus Suspension	SA0033	Generation 1
			Lotus Suspension	FW305	Generation 1
Rear		1991-93		RW8171	Generation 3

## ISUZU LIGHT TRUCK, SUV & VAN

### AMIGO

Front	Inner	1989-94		SA32009XA	Tapered Roller Bearing
		1998-00		SA32009XA	Tapered Roller Bearing
Rear		1998-00		SARW131R	Cylindrical Roller Bearing
	Inner	1989-94	L4, 2.3L	SA30208A	Tapered Roller Bearing
		1989-94	L4, 2.6L	SA1016	Generation 1

POSITION	YEAR	APPLICATION	PART NO.	PART TYPE	NOTES
<b>ASCENDER</b>					
Front	2003-08		FW9188	Generation 3	
Rear	2003-08		RW967	Cylindrical Roller Bearing	
<b>AXIOM</b>					
Front	2003-04	RWD, 4-Wheel ABS	FW9165	Generation 3	
Inner	2002		SA32009XA	Tapered Roller Bearing	
Rear	2002-04		SARW131R	Cylindrical Roller Bearing	
<b>HOMBRE</b>					
Front	1996-00	4WD	FW9124	Generation 3	
Inner	1996-00	RWD	SA06	Tapered Roller Bearing	
Outer	1996-00	RWD	SA34	Tapered Roller Bearing	
Rear	1996-00	8.50" Ring Gear	SA6408	Cylindrical Roller Bearing	
		Axle Code C, K, 7.625" Ring Gear	SA5707	Cylindrical Roller Bearing	
<b>OASIS</b>					
Front	1996-99		SA0038	Generation 2	
Rear	1996-97		RW8124	Generation 2	
	1998		RW8123	Generation 2	
	1999		RW8180	Generation 2	
<b>PICKUP</b>					
Front	Inner	1981-87 RWD	SA32206A	Tapered Roller Bearing	
		1984-87 4WD	SA32008XA	Tapered Roller Bearing	
		1988-95 4WD	SA32009XA	Tapered Roller Bearing	
		RWD	SA05	Tapered Roller Bearing	
	Outer	1981-87 RWD	SA32304A	Tapered Roller Bearing	
		1984-87 4WD	SA32007X	Tapered Roller Bearing	
		1988-95 RWD	SA03	Tapered Roller Bearing	
Rear		1990-95 7.625" Ring Gear	SA5707	Cylindrical Roller Bearing	
	Inner	1981-87	SA30208A	Tapered Roller Bearing	
		1988-95 L4, 2.3L	SA30208A	Tapered Roller Bearing	
		L4, 2.6L	SA1016	Generation 1	
<b>RODEO</b>					
Front	2002-04	RWD	FW9165	Generation 3	
Inner	1991-04		SA32009XA	Tapered Roller Bearing	
Rear	1991-97	7.625" Ring Gear	SA5707	Cylindrical Roller Bearing	
	1993-97	Spicer 44	SARW131R	Cylindrical Roller Bearing	
	1998-04		SARW131R	Cylindrical Roller Bearing	
<b>TROOPER</b>					
Front	Inner	1986-01 4WD	SA32009XA	Tapered Roller Bearing	
		2002	SA32009XA	Tapered Roller Bearing	
	Outer	1984-87 To Oct 31/1986	SA32007X	Tapered Roller Bearing	
Rear		1987-02 From Jul 1/1987	SA1016	Generation 1	
	Inner	1984-87 To May 31/1987	SA30208A	Tapered Roller Bearing	

POSITION	YEAR	APPLICATION	PART NO.	PART TYPE	NOTES
<b>VEHICROSS</b>					
Front	Inner	1999-01	4WD	SA32009XA	Tapered Roller Bearing
Rear		1999-01		SA1016	Generation 1

**JAGUAR**

<b>S-TYPE</b>					
Front		2000-08	Naturally Aspirated	FW9169	Generation 3
		2003-08	Supercharged	FW9168	Generation 3
Rear		2000-08		SA1032	Generation 1

<b>SUPER V8</b>					
Rear		2005-09		SA1032	Generation 1

<b>VANDEN PLAS</b>					
Rear		2004-08		SA1032	Generation 1

<b>XJ6</b>					
Front	Inner	1978-89	Convertible, Coupe	SA13	Tapered Roller Bearing
		1990-97		SA17	Tapered Roller Bearing
	Outer	1978-89	Convertible, Coupe	SA12	Tapered Roller Bearing
		1990-97		SA15	Tapered Roller Bearing
Rear	Inner	1988-97		SA35	Tapered Roller Bearing
	Outer	1981-87		18690-18620	Tapered Roller Bearing
		1988-97		LM503349A-310J22R	Tapered Roller Bearing

<b>XJ8</b>					
Front		1998		FW958	Generation 1
		1999-05		SA0010	Generation 1
Rear		2004-09		SA1032	Generation 1
	Inner	1998-08		SA35	Tapered Roller Bearing
	Outer	1998-03		LM503349A-310J22R	Tapered Roller Bearing

<b>XJ12</b>					
Rear	Inner	1994-96		SA35	Tapered Roller Bearing
	Outer	1981-90		18690-18620	Tapered Roller Bearing
		1994-96		LM503349A-310J22R	Tapered Roller Bearing

<b>XJR</b>					
Front		1998-07		SA0010	Generation 1
	Inner	1995-97		SA17	Tapered Roller Bearing
	Outer	1995-97		SA15	Tapered Roller Bearing
Rear		2004-09		SA1032	Generation 1
	Inner	1995-03		SA35	Tapered Roller Bearing
		2008		SA35	Tapered Roller Bearing
	Outer	1997-03		LM503349A-310J22R	Tapered Roller Bearing



POSITION	YEAR	APPLICATION	PART NO.	PART TYPE	NOTES
<b>XJS</b>					
<b>Front</b>	Inner	1978-81	SA13	Tapered Roller Bearing	
		1982-92 High Efficiency Engine	SA13	Tapered Roller Bearing	
	Outer	1978-81	SA12	Tapered Roller Bearing	
		1982-92 High Efficiency Engine	SA12	Tapered Roller Bearing	
<b>Rear</b>	Inner	1976-92	SA35	Tapered Roller Bearing	
		1976-90	18690-18620	Tapered Roller Bearing	
	Outer	1991-92 High Efficiency Engine	18690-18620	Tapered Roller Bearing	
		1994-96	LM503349A-310J22R	Tapered Roller Bearing	

<b>XK8</b>					
<b>Front</b>	1997-98		FW958	Generation 1	
	1999-06		SA0010	Generation 1	
<b>Rear</b>	Inner	1997-08	SA35	Tapered Roller Bearing	
	Outer	1997-04	LM503349A-310J22R	Tapered Roller Bearing	

<b>XKR</b>					
<b>Front</b>	2006		SA0010	Generation 1	
<b>Rear</b>	Inner	2000-08	SA35	Tapered Roller Bearing	
	Outer	2000-04	LM503349A-310J22R	Tapered Roller Bearing	

<b>X-TYPE</b>					
<b>Front</b>	2002-08		SA0099	Generation 1	*
<b>Rear</b>	2002-08		RW8306	Generation 3	

**JEEP**

<b>CHEROKEE</b>						
<b>Front</b>	1984-89 4WD		FW9107	Generation 3		
	1990-92 4WD		FW984	Generation 3		
	1993-98		FW984	Generation 3		
	1999 Composite Rotor		FW984	Generation 3		
	1999-01 Cast Rotor		FW9158	Generation 3		
	Inner	1986-87 RWD, Type 11 (1 Piece Hub & Rotor)		SA06	Tapered Roller Bearing	
		1988-93 RWD		SA06	Tapered Roller Bearing	
	Outer	1974-83		SA35	Tapered Roller Bearing	
		1986-87 RWD, Type 11 (1 Piece Hub & Rotor)		SA02	Tapered Roller Bearing	
		1988-93 RWD		SA02	Tapered Roller Bearing	
<b>Rear</b>	1990-99 Spicer 35 & 44 Axles		SA5707	Cylindrical Roller Bearing		
	1991-99 Chrysler Axle, 8.25" Ring Gear		SA6408	Cylindrical Roller Bearing		
	2000-01 8.50" Ring Gear		SA6408	Cylindrical Roller Bearing		
	Spicer 35 Axle		SA5707	Cylindrical Roller Bearing		

<b>CJ5</b>					
<b>Front</b>	Inner	1976-83	LM102949-910	Tapered Roller Bearing	
	Outer	1976-83	SA35	Tapered Roller Bearing	
<b>Rear</b>	1976-83		SA05	Tapered Roller Bearing	

**NOTE** \* Refer to part number in Buyers Guide for details.

POSITION	YEAR	APPLICATION	PART NO.	PART TYPE	NOTES
<b>CJ7</b>					
<b>Front</b>	Inner	1976-86	<b>LM102949-910</b>	Tapered Roller Bearing	
	Outer	1976-86	<b>SA35</b>	Tapered Roller Bearing	
<b>Rear</b>		1976-86	<b>SA05</b>	Tapered Roller Bearing	
<b>COMANCHE</b>					
<b>Front</b>		1986-89 RWD	<b>FW9107</b>	Generation 3	
		1990-92	<b>FW984</b>	Generation 3	
Inner		1986-87 RWD, Type 11 (1 Piece Hub & Rotor)	<b>SA06</b>	Tapered Roller Bearing	
		1988-92 RWD	<b>SA06</b>	Tapered Roller Bearing	
Outer		1986-87 RWD, Type 11 (1 Piece Hub & Rotor)	<b>SA02</b>	Tapered Roller Bearing	
		1988-92 RWD	<b>SA02</b>	Tapered Roller Bearing	
<b>Rear</b>		1986-92 Spicer 44-1 HD Axle	<b>SA10</b>	Tapered Roller Bearing	
		1990-92 Spicer 35 Axle	<b>SA5707</b>	Cylindrical Roller Bearing	
		1991-92 8.25" Ring Gear	<b>SA6408</b>	Cylindrical Roller Bearing	
<b>COMMANDER</b>					
<b>Front</b>		2006-09	<b>FW9234</b>	Generation 3	
<b>COMPASS, PATRIOT</b>					
<b>Front</b>		2007-09	<b>SA0090</b>	Generation 1	*
<b>Rear</b>		2007-09 AWD, 4-Wheel ABS	<b>RW8333</b>	Generation 3	
		FWD, 4-Wheel ABS	<b>RW8332</b>	Generation 3	
<b>GRAND CHEROKEE</b>					
<b>Front</b>		1993-98	<b>FW984</b>	Generation 3	
		1999-04	<b>FW9159</b>	Generation 3	
		2005-09	<b>FW9234</b>	Generation 3	
Inner	1993	RWD	<b>SA06</b>	Tapered Roller Bearing	
Outer	1993	RWD	<b>SA02</b>	Tapered Roller Bearing	
<b>Rear</b>		1993-98 Spicer 35 Axle	<b>SA5707</b>	Cylindrical Roller Bearing	
<b>GRAND WAGONEER</b>					
<b>Front</b>	Outer	1984-91	<b>SA35</b>	Tapered Roller Bearing	
<b>Rear</b>	Outer	1984-90 Spicer 60 Axle	<b>18690-18620</b>	Tapered Roller Bearing	
<b>J10, J20</b>					
<b>Front</b>	Outer	1977-80 Front Disc Brakes	<b>SA35</b>	Tapered Roller Bearing	
		1981-88	<b>SA35</b>	Tapered Roller Bearing	
<b>Rear</b>	Outer	1974-88 Spicer 60 Axle	<b>18690-18620</b>	Tapered Roller Bearing	
<b>LIBERTY</b>					
<b>Front</b>		2002-05 Non-ABS	<b>FW9178</b>	Generation 3	
	Left	2002-09 4-Wheel ABS	<b>FW9176</b>	Generation 3	
	Right	2002-09 4-Wheel ABS	<b>FW9177</b>	Generation 3	
<b>Rear</b>		2003-08	<b>SA6408</b>	Cylindrical Roller Bearing	
		2009	<b>SA6410</b>	Cylindrical Roller Bearing	

**NOTE** \* Refer to part number in Buyers Guide for details.

POSITION	YEAR	APPLICATION	PART NO.	PART TYPE	NOTES
----------	------	-------------	----------	-----------	-------

**SCRAMBLER**

Front	Inner	1981-85	LM102949-910	Tapered Roller Bearing	
	Outer	1981-85	SA35	Tapered Roller Bearing	
Rear		1981-85	SA05	Tapered Roller Bearing	

**WRANGLER**

Front		1987-90	FW9107	Generation 3	
		1991-95	FW984	Generation 3	
		1997-99	FW984	Generation 3	
		2000-06	FW9158	Generation 3	
Rear		1990-95 Spicer 35 Axle	SA5707	Cylindrical Roller Bearing	
		1994-09 Spicer 44-1 HD Axle	SA10	Tapered Roller Bearing	
		1997-06 Spicer 35 Axle	SA5707	Cylindrical Roller Bearing	

APPLICATIONS

**KIA PASSENGER CAR**

**AMANTI**

Front		2004-09	SA0084	Generation 1	
Rear		2004-06	RW8286	Generation 3	
		2007-09	RW8341	Generation 3	

**MAGENTIS**

Front		2001-02 To Jan 3/2002	SA0076	Generation 1	
		2002-08 From Jan 4/2002	SA0034	Generation 1	
Rear		2001-08 4-Wheel ABS	RW8190	Generation 3	
		Non-ABS	RW8191	Generation 3	

**OPTIMA**

Front		2001-02 To Jan 3/2002	SA0076	Generation 1	
		2002-07 From Jan 4/2002 To Feb 28/2008	SA0034	Generation 1	
Rear		2001-09 4-Wheel ABS	RW8190	Generation 3	
		Non-ABS	RW8191	Generation 3	

**RIO**

Front		2001-05	SA18	Tapered Roller Bearing	
		2006-09	SA0055	Generation 1	
Rear		2006-09 4-Wheel ABS	RW8324	Generation 3	
		Non-ABS	RW8325	Generation 3	
	Inner	2001-05	SA04	Tapered Roller Bearing	
	Outer	2001-05	SA02	Tapered Roller Bearing	

**RIO5**

Front		2006-09	SA0055	Generation 1	
Rear		2006-09 4-Wheel ABS	RW8324	Generation 3	
		Non-ABS	RW8325	Generation 3	

## KIA PASSENGER CAR

POSITION	YEAR	APPLICATION	PART NO.	PART TYPE	NOTES
<b>RONDO</b>					
Front	2007-09		SA0034	Generation 1	
Rear	2007-09		RW8341	Generation 3	
<b>SEPHIA</b>					
Front	1994-00	To Jun 30/2000	SA0003	Generation 1	
	2001		SA0003	Generation 1	
Rear	1994-01	Rear Disc Brakes	RW8251	Generation 2	
		Rear Drum Brakes	RW8200	Generation 2	
<b>SPECTRA</b>					
Front	2000		SA0010	Generation 1	
	2001-05	Hatchback	SA0003	Generation 1	
		Sedan	SA0010	Generation 1	
	2006-09		SA0078	Generation 1	
Rear	2001	Rear Disc Brakes	RW8251	Generation 2	
	2001-04	Rear Drum Brakes	RW8200	Generation 2	
	2005-09	4-Wheel ABS	RW8195	Generation 2	
		Non-ABS	RW8194	Generation 2	
<b>SPECTRA5</b>					
Front	2006-09		SA0078	Generation 1	
Rear	2006-09	4-Wheel ABS	RW8195	Generation 2	
		Non-ABS	RW8194	Generation 2	
<b>KIA LIGHT TRUCK, SUV &amp; VAN</b>					
<b>SEDONA</b>					
Front	2002-05		FW958	Generation 1	
	2006-09		FW790	Generation 3	
Rear	2006-09		RW41007	Generation 2	
Outer	2002-05		SA51	Tapered Roller Bearing	
<b>SORENTO</b>					
Front	2003-09		FW958	Generation 1	
Rear	2003-05		SA1033	Generation 1	*
Inner	2006-09		RW409	Generation 1	
<b>SPORTAGE</b>					
Front	2005-08	To Feb 12/2008	SA0034	Generation 1	
Inner	1995-02		LM102949-910	Tapered Roller Bearing	
Outer	1995-02		SA18	Tapered Roller Bearing	
Rear	2005-09	FWD	RW8267	Generation 2	
	2006-09	AWD	FW958	Generation 1	
Inner	1998-02		SA02	Tapered Roller Bearing	
Outer	1998-02		SA10	Tapered Roller Bearing	

**NOTE** \* Refer to part number in Buyers Guide for details.

POSITION	YEAR	APPLICATION	PART NO.	PART TYPE	NOTES
----------	------	-------------	----------	-----------	-------

## LAND ROVER

### DISCOVERY

Front	1994-99		SA37	Tapered Roller Bearing	
Rear	1994-99		SA37	Tapered Roller Bearing	

### FREELANDER

Front	2002-05		SA0087	Generation 1	*
Rear	2002-05		SA0087	Generation 1	*

### LR3

Front	2005-09		FW767	Generation 3	
-------	---------	--	-------	--------------	--

### RANGE ROVER

Front	2003-09		SA0082	Generation 1	*
Rear	2003-09		SA0082	Generation 1	*

### RANGE ROVER SPORT

Front	2006-09		FW767	Generation 3	
-------	---------	--	-------	--------------	--

## LEXUS PASSENGER CAR

### ES250

Front	1990-91		FW202	Generation 1	
Rear	1990-91		RW922	Generation 1	

### ES300

Front	1992-03		SA0006	Generation 1	
Rear	1992-01		RW809	Generation 2	
Left	2002-03		RW8206	Generation 3	
Right	2002-03		RW8207	Generation 3	

### ES330

Front	2004-06		SA0063	Generation 1	
Rear Left	2004-06		RW8206	Generation 3	
Right	2004-06		RW8207	Generation 3	

### ES350

Front	2007-09		SA0063	Generation 1	
Rear Left	2007-09		RW8206	Generation 3	
Right	2007-09		RW8207	Generation 3	

**NOTE** \* Refer to part number in Buyers Guide for details.

# LEXUS PASSENGER CAR

APPLICATIONS

POSITION	YEAR	APPLICATION	PART NO.	PART TYPE	NOTES
<b>GS300</b>					
Front	1993-05		SA0017	Generation 1	
Rear	1993-97		SA1007	Generation 1	
	1998-05		SA1028	Generation 1	
<b>GS350, GS450H</b>					
Rear	2007-09		RW8337	Generation 3	
<b>GS400</b>					
Front	1998-00		SA0017	Generation 1	
Rear	1998-00		SA1028	Generation 1	
<b>GS430</b>					
Front	2001-05		SA0017	Generation 1	
Rear	2001-05		SA1028	Generation 1	
	2006-07		RW8337	Generation 3	
<b>GS460</b>					
Rear	2008-09		RW8337	Generation 3	
<b>IS250</b>					
Rear	2006		RW8337	Generation 3	
	2007-08	V6, 2.5L	RW8337	Generation 3	
<b>IS300</b>					
Front	2001-05		FW9150	Generation 1	
Rear	2001-05		SA1028	Generation 1	
<b>IS350</b>					
Rear	2006-09		RW8337	Generation 3	
<b>LS400</b>					
Front	1990-97		SA0017	Generation 1	
	1998-00		SA0071	Generation 1	
Rear	1990-00		SA1007	Generation 1	
<b>LS430</b>					
Front	2001-06		FW9163	Generation 3	
Rear	2001-06		RW8205	Generation 3	
<b>SC300, SC400</b>					
Front	1992-00		SA0017	Generation 1	
Rear	1992-00		SA1007	Generation 1	

POSITION	YEAR	APPLICATION	PART NO.	PART TYPE	NOTES
<b>SC430</b>					
Front	2002-09		SA0017	Generation 1	
Rear	2002-09		SA1028	Generation 1	

**LEXUS LIGHT TRUCK, SUV & VAN**

<b>GX470</b>					
Front	2003-09		FW740	Generation 2	
Rear	2003-09		RW8227	Generation 2	
	2003-09		RW8228	Generation 2	

<b>LX450</b>					
Front	1996-97	Outer	LM102949-910	Tapered Roller Bearing	
Rear	1996-97	Outer	LM102949-910	Tapered Roller Bearing	

<b>LX470</b>					
Front	1998-07	Inner	LM506849-810	Tapered Roller Bearing	
	1998-07	Outer	LM102949-910	Tapered Roller Bearing	
Rear	1998-07		SA0011	Generation 1	*

<b>RX300</b>					
Front	1999-03		SA0006	Generation 1	
		AWD	FW5508K	Generation 2	
		FWD	FW5509K	Generation 2	
Rear	1999-03	AWD	FW202	Generation 1	
		FWD	RW809	Generation 2	

<b>RX330</b>					
Front	2004-06		SA0063	Generation 1	
Rear	2004-06	AWD	RW8284	Generation 3	

<b>RX350</b>					
Front	2007-09		SA0063	Generation 1	
Rear	2007-09	AWD	RW8284	Generation 3	
	2007-09	FWD	RW8282	Generation 3	
	2007-09	FWD	RW8283	Generation 3	

<b>RX400H</b>					
Front	2006-08		SA0063	Generation 1	
Rear	2006-08	AWD	RW8284	Generation 3	
	2006-08	FWD	RW8282	Generation 3	
	2006-08	FWD	RW8283	Generation 3	

**NOTE** \* Refer to part number in Buyers Guide for details.

# LINCOLN PASSENGER CAR

POSITION	YEAR	APPLICATION	PART NO.	PART TYPE	NOTES
----------	------	-------------	----------	-----------	-------

## LINCOLN PASSENGER CAR

### CONTINENTAL

Front	1988-91	To Jan 31/1991	FW600K	Generation 2
	1988-94		FW958	Generation 1
	1991-94	From Feb 1/1991	FW6100K	Generation 2
	1995-02		FW9100	Generation 3
	Inner	1974-81		SA18
1982-87			SA05	Tapered Roller Bearing
Outer	1970-80		SA12	Tapered Roller Bearing
	1982-87		SA12	Tapered Roller Bearing
Rear	1980-87		SA5707	Cylindrical Roller Bearing
	1990-92		RW8105	Generation 2
	1993-02		RW8107	Generation 2

### LS

Front	2000-06		FW9167	Generation 3
Rear	2000-06		SA1032	Generation 1

### MARK VI

Front	Inner	1980-83	SA18	Tapered Roller Bearing
	Outer	1980-83	SA12	Tapered Roller Bearing
Rear		1980-83	SA5707	Cylindrical Roller Bearing

### MARK VII

Front	Inner	1984-90	SA05	Tapered Roller Bearing
	Outer	1984-90	SA12	Tapered Roller Bearing
Rear		1984-89	SA5707	Cylindrical Roller Bearing
		1990-92	SA6408	Cylindrical Roller Bearing

### MARK VIII

Front	1993-98		FW992	Generation 2
Rear	1993-98		FW958	Generation 1

### MKZ

Front	2007-09		SA0010	Generation 1
Rear	2007-09	AWD	SA0010	Generation 1
		FWD, 4-Wheel ABS	RW8271	Generation 2
		FWD, Non-ABS	RW8272	Generation 2

### TOWN CAR

Front	1991-97		FW9104	Generation 2
	1998-02		FW9202	Generation 2
	2003-05	To Feb 23/2005	FW9196	Generation 3
	2005-09	From Feb 24/2005	FW9230	Generation 3
Inner	1981-90		SA18	Tapered Roller Bearing
Outer	1981-90		SA12	Tapered Roller Bearing



POSITION	YEAR	APPLICATION	PART NO.	PART TYPE	NOTES
<b>TOWN CAR</b>					
Rear	1981-89		SA5707	Cylindrical Roller Bearing	
	1990-08	Limousine	SA6408	Cylindrical Roller Bearing	
	1990-09	Sedan	SA5707	Cylindrical Roller Bearing	

**VERSAILLES**

Front	Inner	1977-80	SA13	Tapered Roller Bearing	
	Outer	1977-80	SA12	Tapered Roller Bearing	

**ZEPHYR**

Front	2006		SA0010	Generation 1	
Rear	2006	FWD, 4-Wheel ABS	RW8271	Generation 2	
		FWD, Non-ABS	RW8272	Generation 2	

LINCOLN LIGHT TRUCK, SUV & VAN

**AVIATOR**

Front	2003-05		FW750	Generation 3	
Rear	2003-05		RW8431K	Generation 2	
			RW408	Generation 1	

**BLACKWOOD**

Front	Inner	2002	SA18	Tapered Roller Bearing	
	Outer	2002	SA12	Tapered Roller Bearing	
Rear	2002		SAR1561TV	Cylindrical Roller Bearing	

**MARK LT**

Front	2006-08	4WD	FW779	Generation 3	
Rear	2006-08		SAR1561TV	Cylindrical Roller Bearing	

**MKX**

Front	2007-09		SA0063	Generation 1	
Rear	2007-09	AWD	RW8335	Generation 3	

**NAVIGATOR**

Front	1998-00	4WD, 12 mm Wheel Stud	FW704	Generation 3	
	2000-02	4WD, 14 mm Wheel Stud	FW731	Generation 3	
	2003-06	4WD	FW743	Generation 3	
		RWD	FW742	Generation 3	
	2007-09	4WD	FW795	Generation 3	
	Inner	1998-02	RWD	SA18	Tapered Roller Bearing
Outer		1998-02	SA12	Tapered Roller Bearing	
Rear	1998-02		SAR1561TV	Cylindrical Roller Bearing	

POSITION	YEAR	APPLICATION	PART NO.	PART TYPE	NOTES
----------	------	-------------	----------	-----------	-------

## LOTUS

### ELAN

Front	Inner	1990	SA04	Tapered Roller Bearing	
	Outer	1990	SA02	Tapered Roller Bearing	

### ESPRIT

Front	Inner	1976-80	SA15	Tapered Roller Bearing	
	Outer	1976-80	SA01	Tapered Roller Bearing	

## MAZDA PASSENGER CAR

### 6

Front		2003-08	SA0010	Generation 1	
		2006-07	Mazdaspeed, AWD	SA0063	Generation 1
Rear		2003-05	Non-ABS	RW8272	Generation 2
		2003-08	FWD, 4-Wheel ABS	RW8271	Generation 2
		2006-08	FWD, Non-ABS	RW8272	Generation 2
			Mazdaspeed, AWD	SA0010	Generation 1

### 323

Front		1986-89	FWD, To Apr 1/1989	SA18	Tapered Roller Bearing
		1990-94		SA0003	Generation 1
Rear		1988-89	GTX, AWD	SA18	Tapered Roller Bearing
		1989-94	FWD, From May 1/1989	RW930	Generation 2
	Inner	1986-89	FWD, Hatchback, Sedan, To Apr 1/1989	SA15	Tapered Roller Bearing
		1988	AWD	SA18	Tapered Roller Bearing
Outer		1986-89	FWD, Hatchback, Sedan, To Apr 1/1989	SA02	Tapered Roller Bearing
		1988	AWD	SA18	Tapered Roller Bearing
		1988	Wagon	SA02	Tapered Roller Bearing

### 626

Front		1983-87		FW914	Generation 1
		1988-92		FW957	Generation 1
		1993-02		SA0010	Generation 1
Outer	1979-82	RWD	SA02	Tapered Roller Bearing	
Rear		1979-82		SARW102R	Ball Roller Bearing
		1988-89		RW955	Generation 1
		1990-92	2-Wheel Steering	RW955	Generation 1
			4-Wheel Steering	RW9245	Generation 1
		1993-97	4-Wheel ABS	RW8118	Generation 2
		1993-02	Non-ABS	RW8119	Generation 2
		1998-02	4-Wheel ABS	RW8186	Generation 2
	Inner	1984-87		SA04	Tapered Roller Bearing
Outer	1984-87		SA02	Tapered Roller Bearing	

POSITION	YEAR	APPLICATION	PART NO.	PART TYPE	NOTES
<b>929</b>					
Front	1988-91		SA0035	Generation 1	
	1992-95		FW9131	Generation 2	
Rear	1988-91		SA1019	Generation 1	
	1992-95		FW957	Generation 1	
<b>GLC</b>					
Front	1981-83	FWD	SA18	Tapered Roller Bearing	
	1984-85		SA18	Tapered Roller Bearing	
Outer	1977-80	RWD	SA01	Tapered Roller Bearing	
Rear	1977-80	Wagon	SARW102R	Ball Roller Bearing	
	1981-83	RWD, Wagon	SARW102R	Ball Roller Bearing	
Inner	1981-83	FWD, Hatchback, Sedan	SA04	Tapered Roller Bearing	
	1984-85	Hatchback, Sedan	SA04	Tapered Roller Bearing	
Outer	1981-83	FWD, Hatchback, Sedan	SA01	Tapered Roller Bearing	
	1984-85	Hatchback, Sedan	SA01	Tapered Roller Bearing	
<b>MIATA</b>					
Front	1990-97	4-Wheel ABS	FW9155	Generation 2	
		Non-ABS	FW9152	Generation 2	
	1999-05	4-Wheel ABS	FW9155	Generation 2	
		Non-ABS	FW9152	Generation 2	
Rear	1990-97		SA0003	Generation 1	
	1999-05		SA0003	Generation 1	
<b>MILLENNIA</b>					
Front	1995	V6, 2.3L	SA1019	Generation 1	
	1995-96	V6, 2.5L	SA0010	Generation 1	
	1997-00		SA0010	Generation 1	
	2001-02	V6, 2.3L	SA1019	Generation 1	
		V6, 2.5L	SA0010	Generation 1	
Rear	1995-00		RW8118	Generation 2	
	2001-02		RW8269	Generation 2	
<b>MX-3</b>					
Front	1992-96		SA0003	Generation 1	
Rear	1992-95	Rear Drum Brakes	RW930	Generation 2	
	1992-96	Rear Disc Brakes	RW8161	Generation 2	
<b>MX-5 MIATA</b>					
	2006-09		SA0010	Generation 1	
<b>MX-6</b>					
Front	1988-92		FW957	Generation 1	
	1993-97		SA0010	Generation 1	
Rear	1988-89		RW955	Generation 1	
	1990-92	2-Wheel Steering	RW955	Generation 1	
		4-Wheel Steering	RW9245	Generation 1	
	1993-97	4-Wheel ABS	RW8118	Generation 2	
Non-ABS		RW8119	Generation 2		

## MAZDA PASSENGER CAR

APPLICATIONS

POSITION	YEAR	APPLICATION	PART NO.	PART TYPE	NOTES
<b>PROTEGE</b>					
Front	1990-91	AWD	SA0003	Generation 1	
	1990-03		SA0003	Generation 1	
Rear	1990-91	AWD	SA0003	Generation 1	
		FWD	RW930	Generation 2	
	1992-94		RW930	Generation 2	
	1995-98	Rear Disc Brakes	RW8161	Generation 2	
	1995-03	Rear Drum Brakes	RW930	Generation 2	
	2000-03	4-Wheel ABS, Rear Disc Brakes	RW8269	Generation 2	
	2001-03	Non-ABS, Rear Disc Brakes	RW8161	Generation 2	

### RX-7

Front	1993-95		RW8118	Generation 2	
	1993-95		SA1019	Generation 1	
Inner	1986-91		SA32204	Tapered Roller Bearing	
Outer	1979-83		SA01	Tapered Roller Bearing	
	1984-85		SA32204	Tapered Roller Bearing	
	1986-91		SA18	Tapered Roller Bearing	
Rear	1979-83		SARW102R	Ball Roller Bearing	
	1986-91		SA0010	Generation 1	
	1993-95		SA1019	Generation 1	

### RX-8

Front	2004-08		SA1039	Generation 1	
	2009	Without Dynamic Stability Control	SA1039	Generation 1	

## MAZDA LIGHT TRUCK, SUV & VAN

### 5

Front	2006-09		SA0010	Generation 1	
-------	---------	--	--------	--------------	--

### B2000

Front	Inner	1979-84	SA30206A	Tapered Roller Bearing		
		1986-87	RWD	SA05	Tapered Roller Bearing	
	Outer	1979-84	RWD	SA30204A	Tapered Roller Bearing	
		1986-87	RWD	SA30205A	Tapered Roller Bearing	
Rear	Inner	1979-84	SA30208A	Tapered Roller Bearing		
		1986-87	SA30208A	Tapered Roller Bearing		

### B2200

Front	Inner	1982-84	SA30206A	Tapered Roller Bearing		
		1987-93	RWD	SA05	Tapered Roller Bearing	
	Outer	1982-84	RWD	SA30204A	Tapered Roller Bearing	
		1987-93	RWD	SA30205A	Tapered Roller Bearing	
Rear	Inner	1982-84	SA30208A	Tapered Roller Bearing		
		1987-93	SA30208A	Tapered Roller Bearing		

POSITION	YEAR	APPLICATION	PART NO.	PART TYPE	NOTES
<b>B2300</b>					
Front	1994-97	4WD	SA37	Tapered Roller Bearing	
	1994-97	RWD	SA05	Tapered Roller Bearing	
Outer	2001-09	RWD	SA05	Tapered Roller Bearing	
	1994-97	RWD	SA02	Tapered Roller Bearing	
	2001-09	RWD	SA02	Tapered Roller Bearing	
Outer	2002-06	7.50" Ring Gear	SA5707	Cylindrical Roller Bearing	
Rear	1994-01	7.50" Ring Gear	SA5707	Cylindrical Roller Bearing	
	2005-09	7.50" Ring Gear	SA5707	Cylindrical Roller Bearing	

<b>B2500</b>					
Front	Inner	1998-01	RWD	SA05	Tapered Roller Bearing
	Outer	1998-01	RWD	SA02	Tapered Roller Bearing
Rear	1998-01	7.50" Ring Gear	SA5707	Cylindrical Roller Bearing	
		8.80" Ring Gear	SA6408	Cylindrical Roller Bearing	

<b>B2600</b>					
Front	Inner	1987-93	4WD	LM102949-910	Tapered Roller Bearing
			RWD	SA05	Tapered Roller Bearing
	Outer	1987-93	4WD	SA18	Tapered Roller Bearing
			RWD	SA30205A	Tapered Roller Bearing
Rear	Inner	1987-93		SA30208A	Tapered Roller Bearing

<b>B3000</b>								
Front		1998-00	4WD, 4-Wheel ABS, To Jun 21/2000	FW727	Generation 3			
			4WD, Non-ABS	FW726	Generation 3			
			4WD, 4-Wheel ABS, From Jun 22/2000	FW713	Generation 3			
			4WD, 2-Wheel ABS	FW714	Generation 3			
			4WD, 4-Wheel ABS	FW752	Generation 3			
	Inner	1994-08	RWD		SA05	Tapered Roller Bearing		
					SA02	Tapered Roller Bearing		
	Right	1998-04	4WD, Spicer 30-SLA Axle, 7.125" Ring Gear		SA5707	Cylindrical Roller Bearing		
				2005	4WD, Spicer 35-SLA Axle, 7.59" Ring Gear		SA5707	Cylindrical Roller Bearing
Rear	1994-08	7.50" Ring Gear	SA5707	Cylindrical Roller Bearing				
		8.80" Ring Gear	SA6408	Cylindrical Roller Bearing				

<b>B4000</b>						
Front		1994-97	4WD	SA37	Tapered Roller Bearing	
			1998-00	4WD, 4-Wheel ABS, To Jun 21/2000	FW727	Generation 3
				4WD, Non-ABS	FW726	Generation 3
			2000-09	4WD, 2-Wheel ABS	FW714	Generation 3
			2000-02	4WD, 4-Wheel ABS, From Jun 22/2000	FW713	Generation 3
	2003-09	4WD, 4-Wheel ABS	FW752	Generation 3		
	Inner	1994-08	RWD		SA05	Tapered Roller Bearing
	Outer	1994-08	RWD		SA02	Tapered Roller Bearing
	Right	1998-04	4WD, Spicer 30-SLA Axle, 7.125" Ring Gear		SA5707	Cylindrical Roller Bearing
				2005	4WD, Spicer 35-SLA Axle, 7.59" Ring Gear	
Rear	1994-09	7.50" Ring Gear	SA5707	Cylindrical Roller Bearing		
		8.80" Ring Gear	SA6408	Cylindrical Roller Bearing		

## MAZDA LIGHT TRUCK, SUV & VAN

POSITION	YEAR	APPLICATION	PART NO.	PART TYPE	NOTES
<b>CX-7</b>					
Front	2007-09		SA0063	Generation 1	
Rear	2007-09	AWD	RW8350	Generation 3	
		FWD	RW8349	Generation 3	
<b>CX-9</b>					
Front	2007-09		SA0063	Generation 1	
Rear	2007-09	AWD	RW8335	Generation 3	
		FWD	RW8349	Generation 3	
<b>MPV</b>					
Front	1989-96	4WD	SA0010	Generation 1	
	1989-98	RWD	FW9131	Generation 2	
	1997-98		SA0053	Generation 1	
	2000-06		SA0010	Generation 1	
Rear	1996-98		SA1027	Generation 1	
	2000-06	4-Wheel ABS	RW8269	Generation 2	
		Non-ABS	RW8270	Generation 2	
Inner	1989-95		SA6307-2RS	Ball Roller Bearing	
<b>NAVAJO</b>					
Front	1991-94	4WD	SA37	Tapered Roller Bearing	
	Inner	1994	RWD	SA05	Tapered Roller Bearing
	Outer	1994	RWD	SA02	Tapered Roller Bearing
Rear	1991-94		SA6408	Cylindrical Roller Bearing	
<b>TRIBUTE</b>					
Front	2001-06		FW799K	Generation 2	
			SA0072	Generation 1	
	2008-09		FW799K	Generation 2	
Rear	2001-06		SA0072	Generation 1	
			SA0029Q	Generation 1	
	2008-09		SA0029Q	Generation 1	

## MERCEDES-BENZ PASSENGER CAR

<b>190D</b>					
Front	Inner	1989		SA06	Tapered Roller Bearing
	Outer	1989		SA01	Tapered Roller Bearing
Rear		1984-89		RW9130	Generation 1
<b>190E</b>					
Front	Inner	1985-88	L4, 2.3L	SA06	Tapered Roller Bearing
	Outer	1985-88	L4, 2.3L, 16-Valve	SA02	Tapered Roller Bearing
			L4, 2.3L, 8-Valve	SA01	Tapered Roller Bearing
Rear		1984-93		RW9130	Generation 1

POSITION	YEAR	APPLICATION	PART NO.	PART TYPE	NOTES
<b>240D</b>					
Front	Inner	1977-83	50mm Spindle	SA05	Tapered Roller Bearing
	Outer	1977-83	50mm Spindle	SA02	Tapered Roller Bearing
Rear	Inner	1974-83		LM300849-811	Tapered Roller Bearing
	Outer	1974-83		LM503349A-310J22R	Tapered Roller Bearing
<b>260E</b>					
Front	Inner	1987-89		SA06	Tapered Roller Bearing
	Outer	1987-89		SA02	Tapered Roller Bearing
Rear		1987-89		RW9130	Generation 1
<b>280CE</b>					
Front	Inner	1978-81	50mm Spindle	SA05	Tapered Roller Bearing
	Outer	1978-81	50mm Spindle	SA03	Tapered Roller Bearing
Rear	Outer	1978-81		LM503349A-310J22R	Tapered Roller Bearing
<b>280E</b>					
Rear	Outer	1977-81		LM503349A-310J22R	Tapered Roller Bearing
<b>280SE</b>					
Front	Inner	1977-80		SA06	Tapered Roller Bearing
	Outer	1977-80		SA02	Tapered Roller Bearing
Rear	Outer	1977-80		LM503349A-310J22R	Tapered Roller Bearing
<b>300CD</b>					
Front	Inner	1978-83	50mm Spindle	SA05	Tapered Roller Bearing
	Outer	1978-83	50mm Spindle	SA02	Tapered Roller Bearing
Rear	Inner	1978-85		LM300849-811	Tapered Roller Bearing
	Outer	1978-85		LM503349A-310J22R	Tapered Roller Bearing
<b>300CE</b>					
Front	Inner	1988-92		SA06	Tapered Roller Bearing
		1993	Convertible	SA17	Tapered Roller Bearing
			Sedan	SA06	Tapered Roller Bearing
	Outer	1988-92		SA02	Tapered Roller Bearing
		1993	Convertible	SA12	Tapered Roller Bearing
			Sedan	SA02	Tapered Roller Bearing
Rear		1988-93		RW9130	Generation 1
<b>300D</b>					
Front	Inner	1977-83	50mm Spindle	SA05	Tapered Roller Bearing
		1990	Turbo	SA06	Tapered Roller Bearing
	Outer	1977-83	50mm Spindle	SA02	Tapered Roller Bearing
		1990	Turbo	SA02	Tapered Roller Bearing
Rear		1987		RW9130	Generation 1
		1990-93		RW9130	Generation 1
	Inner	1975-85		LM300849-811	Tapered Roller Bearing
	Outer	1975-85		LM503349A-310J22R	Tapered Roller Bearing

**MERCEDES-BENZ PASSENGER CAR**

APPLICATIONS

POSITION	YEAR	APPLICATION	PART NO.	PART TYPE	NOTES
<b>300E</b>					
<b>Front</b>	Inner	1986-88	RWD	SA06	Tapered Roller Bearing
		1990	L6, 2.6L, RWD	SA06	Tapered Roller Bearing
			L6, 2.8L, RWD	SA06	Tapered Roller Bearing
<b>Outer</b>	1986-88	RWD	SA02	Tapered Roller Bearing	
		1990	L6, 2.6L, RWD	SA02	Tapered Roller Bearing
			L6, 2.8L, RWD	SA02	Tapered Roller Bearing
<b>Rear</b>	1986-93		RW9130	Generation 1	

**300SD**

<b>Front</b>	Outer	1978-85		SA03	Tapered Roller Bearing
<b>Rear</b>	Inner	1978-85		LM300849-811	Tapered Roller Bearing
	Outer	1978-85		LM503349A-310J22R	Tapered Roller Bearing

**300SDL**

<b>Front</b>	Inner	1987		SA05	Tapered Roller Bearing
	Outer	1987		SA03	Tapered Roller Bearing
<b>Rear</b>	Inner	1987		LM300849-811	Tapered Roller Bearing
	Outer	1987		LM503349A-310J22R	Tapered Roller Bearing

**300SE**

<b>Front</b>	Inner	1988-91		SA05	Tapered Roller Bearing
	Outer	1988-91		SA03	Tapered Roller Bearing
<b>Rear</b>		1988-93		RW9130	Generation 1
	Inner	1988-90		LM300849-811	Tapered Roller Bearing
	Outer	1988-90		LM503349A-310J22R	Tapered Roller Bearing

**300SEL**

<b>Front</b>	Inner	1988-91		SA05	Tapered Roller Bearing
	Outer	1988-91		SA03	Tapered Roller Bearing
<b>Rear</b>		1988-91		RW9130	Generation 1
	Inner	1988-90		LM300849-811	Tapered Roller Bearing
	Outer	1988-90		LM503349A-310J22R	Tapered Roller Bearing

**300SL**

<b>Front</b>	Inner	1990		SA17	Tapered Roller Bearing
	Outer	1990		SA12	Tapered Roller Bearing
<b>Rear</b>		1990-93		RW9130	Generation 1

**300TD**

<b>Front</b>	Inner	1987		SA06	Tapered Roller Bearing
	Outer	1987		SA02	Tapered Roller Bearing
<b>Rear</b>	Inner	1979-85		LM300849-811	Tapered Roller Bearing
	Outer	1979-85		LM503349A-310J22R	Tapered Roller Bearing



POSITION	YEAR	APPLICATION	PART NO.	PART TYPE	NOTES
<b>300TE</b>					
Front	1990-93	4Matic	SA0080	Generation 1	*
	1990-93	4Matic	SA1026	Generation 1	*
Inner	1990		SA06	Tapered Roller Bearing	
Outer	1990		SA02	Tapered Roller Bearing	
Rear	1988-93		RW9130	Generation 1	
<b>350SD</b>					
Front	Inner	1991	SA05	Tapered Roller Bearing	
	Outer	1991	SA03	Tapered Roller Bearing	
Rear	1991		RW9130	Generation 1	
<b>350SDL</b>					
Front	Inner	1990-91	SA05	Tapered Roller Bearing	
	Outer	1990-91	SA03	Tapered Roller Bearing	
Rear	1990-91		RW9130	Generation 1	
<b>380SE</b>					
Front	Inner	1984-85	SA06	Tapered Roller Bearing	
	Outer	1984-85	SA02	Tapered Roller Bearing	
Rear	Inner	1984-85	LM300849-811	Tapered Roller Bearing	
	Outer	1984-85	LM503349A-310J22R	Tapered Roller Bearing	
<b>380SEC</b>					
Front	Inner	1982-83	SA06	Tapered Roller Bearing	
	Outer	1982-83	SA02	Tapered Roller Bearing	
Rear	Inner	1982-83	LM300849-811	Tapered Roller Bearing	
	Outer	1982-83	LM503349A-310J22R	Tapered Roller Bearing	
<b>380SEL</b>					
Front	Inner	1981-83	SA06	Tapered Roller Bearing	
	Outer	1981-83	SA02	Tapered Roller Bearing	
Rear	Inner	1981-83	LM300849-811	Tapered Roller Bearing	
	Outer	1981-83	LM503349A-310J22R	Tapered Roller Bearing	
<b>380SL</b>					
Front	Inner	1981-85	SA06	Tapered Roller Bearing	
	Outer	1981-85	SA02	Tapered Roller Bearing	
Rear	Inner	1981-85	LM300849-811	Tapered Roller Bearing	
	Outer	1981-85	LM503349A-310J22R	Tapered Roller Bearing	
<b>380SLC</b>					
Front	Inner	1981	SA06	Tapered Roller Bearing	
	Outer	1981	SA02	Tapered Roller Bearing	
Rear	Inner	1981	LM300849-811	Tapered Roller Bearing	
	Outer	1981	LM503349A-310J22R	Tapered Roller Bearing	

**NOTE** \* Refer to part number in Buyers Guide for details.

**MERCEDES-BENZ PASSENGER CAR**

APPLICATIONS

	POSITION	YEAR	APPLICATION	PART NO.	PART TYPE	NOTES
<b>400E</b>						
<b>Front</b>	Inner	1992-93		SA32008XA	Tapered Roller Bearing	
	Outer	1992-93		SA33205	Tapered Roller Bearing	
<b>Rear</b>		1992-93		RW9130	Generation 1	
<b>400SE</b>						
<b>Front</b>	Inner	1992		SA32008XA	Tapered Roller Bearing	
	Outer	1992		SA33205	Tapered Roller Bearing	
<b>Rear</b>		1992		RW9130	Generation 1	
<b>400SEL</b>						
<b>Front</b>	Inner	1993		SA32008XA	Tapered Roller Bearing	
	Outer	1993		SA33205	Tapered Roller Bearing	
<b>Rear</b>		1993		RW9130	Generation 1	
<b>420SEL</b>						
<b>Front</b>	Inner	1986-90		SA05	Tapered Roller Bearing	
	Outer	1986-90		SA03	Tapered Roller Bearing	
<b>Rear</b>	Inner	1986-90		LM300849-811	Tapered Roller Bearing	
	Outer	1986-90		LM503349A-310J22R	Tapered Roller Bearing	
<b>450SEL, 450SL</b>						
<b>Front</b>	Outer	1973-80		SA03	Tapered Roller Bearing	
<b>Rear</b>	Inner	1973-80		LM300849-811	Tapered Roller Bearing	
	Outer	1973-80		LM503349A-310J22R	Tapered Roller Bearing	
<b>450SLC</b>						
<b>Front</b>	Inner	1974-80		SA06	Tapered Roller Bearing	
	Outer	1974-80		SA02	Tapered Roller Bearing	
<b>Rear</b>	Inner	1973-80		LM300849-811	Tapered Roller Bearing	
	Outer	1973-80		LM503349A-310J22R	Tapered Roller Bearing	
<b>500E</b>						
<b>Front</b>	Inner	1992-93		SA17	Tapered Roller Bearing	
	Outer	1992-93		SA12	Tapered Roller Bearing	
<b>Rear</b>		1992-93		RW9130	Generation 1	
<b>500SEC</b>						
<b>Front</b>	Inner	1984-85		SA05	Tapered Roller Bearing	
		1993		SA32008XA	Tapered Roller Bearing	
	Outer	1984-85		SA03	Tapered Roller Bearing	
		1993		SA33205	Tapered Roller Bearing	
<b>Rear</b>		1993		RW9130	Generation 1	
	Inner	1984-85		LM300849-811	Tapered Roller Bearing	
	Outer	1984-85		LM503349A-310J22R	Tapered Roller Bearing	

POSITION	YEAR	APPLICATION	PART NO.	PART TYPE	NOTES
<b>500SEL</b>					
Front	Inner	1984-85	SA05	Tapered Roller Bearing	
		1992-93	SA32008XA	Tapered Roller Bearing	
	Outer	1984-85	SA03	Tapered Roller Bearing	
		1992-93	SA33205	Tapered Roller Bearing	
Rear		1992-93	RW9130	Generation 1	
	Inner	1984-85	LM300849-811	Tapered Roller Bearing	
	Outer	1984-85	LM503349A-310J22R	Tapered Roller Bearing	

<b>500SL</b>					
Front	Inner	1990	SA17	Tapered Roller Bearing	
		1992-93	SA32008XA	Tapered Roller Bearing	
	Outer	1990	SA12	Tapered Roller Bearing	
		1992-93	SA33205	Tapered Roller Bearing	
Rear		1990-93	RW9130	Generation 1	

<b>560SEC</b>					
Front	Inner	1986-90	SA05	Tapered Roller Bearing	
		Outer	1986-90	SA03	Tapered Roller Bearing
Rear	Inner	1986-90	LM300849-811	Tapered Roller Bearing	

<b>560SEL</b>					
Front	Inner	1986-90	SA05	Tapered Roller Bearing	
		Outer	1986-90	SA03	Tapered Roller Bearing
Rear	Inner	1986-90	LM300849-811	Tapered Roller Bearing	
		Outer	1986-90	LM503349A-310J22R	Tapered Roller Bearing

<b>560SL</b>					
Front	Inner	1986-89	SA06	Tapered Roller Bearing	
		Outer	1986-89	SA02	Tapered Roller Bearing

<b>600SEC</b>					
Front	Inner	1993	SA32008XA	Tapered Roller Bearing	
		Outer	1993	SA33205	Tapered Roller Bearing
Rear		1993	RW9130	Generation 1	

<b>600SEL, 600SL</b>					
Front	Inner	1992-93	SA32008XA	Tapered Roller Bearing	
		Outer	1992-93	SA33205	Tapered Roller Bearing
Rear		1993	RW9130	Generation 1	

<b>C32 AMG</b>					
Front	Inner	2002-04	SA17	Tapered Roller Bearing	
		Outer	2002-04	SA12	Tapered Roller Bearing
Rear		2002-04	RW9130	Generation 1	

**MERCEDES-BENZ PASSENGER CAR**

APPLICATIONS

POSITION	YEAR	APPLICATION	PART NO.	PART TYPE	NOTES
<b>C36 AMG</b>					
Front	Inner	1995-97	SA17	Tapered Roller Bearing	
	Outer	1995-97	SA12	Tapered Roller Bearing	
Rear		1995-97	RW9130	Generation 1	
<b>C43 AMG</b>					
Front	Inner	1998-00	SA17	Tapered Roller Bearing	
	Outer	1998-00	SA12	Tapered Roller Bearing	
Rear		1998-00	RW9130	Generation 1	
<b>C55 AMG</b>					
Front	Inner	2005-06	SA17	Tapered Roller Bearing	
	Outer	2005-06	SA12	Tapered Roller Bearing	
Rear		2005-06	RW9130	Generation 1	
<b>C220</b>					
Front		1994-96	SA17	Tapered Roller Bearing	
Rear		1994-96	RW9130	Generation 1	
<b>C230</b>					
Front	Inner	1997-00	SA17	Tapered Roller Bearing	
		2002-06	SA17	Tapered Roller Bearing	
		2007 V6, 2.5L	SA17	Tapered Roller Bearing	
	Outer	1997-00	SA12	Tapered Roller Bearing	
		2002-06	SA12	Tapered Roller Bearing	
		2007 V6, 2.5L	SA12	Tapered Roller Bearing	
Rear		1997-00	RW9130	Generation 1	
		2002-06	RW9130	Generation 1	
		2007 V6, 2.5L	RW9130	Generation 1	
<b>C240, C320</b>					
Front	Inner	2001-05	SA17	Tapered Roller Bearing	
	Outer	2001-05	SA12	Tapered Roller Bearing	
Rear		2001-05	RW9130	Generation 1	
<b>C280</b>					
Front	Inner	1994-00	SA17	Tapered Roller Bearing	
		2006-07	SA17	Tapered Roller Bearing	
	Outer	1994-00	SA12	Tapered Roller Bearing	
		2006-07	SA12	Tapered Roller Bearing	
Rear		1994-00	RW9130	Generation 1	
		2006-07	RW9130	Generation 1	
<b>C300</b>					
Front	Inner	2009	SA17	Tapered Roller Bearing	
	Outer	2009	SA12	Tapered Roller Bearing	
Rear		2009	RW9130	Generation 1	

POSITION	YEAR	APPLICATION	PART NO.	PART TYPE	NOTES
<b>C350</b>					
	2006-08	4Matic	RW9130	Generation 1	
Front	Inner	2006-09	SA17	Tapered Roller Bearing	
	Outer	2006-09	SA12	Tapered Roller Bearing	
Rear	2006-09		RW9130	Generation 1	
<b>CL55 AMG</b>					
Front	Inner	2001-06	SA32008XA	Tapered Roller Bearing	
	Outer	2001-06	SA12	Tapered Roller Bearing	
Rear	2001-06		RW9130	Generation 1	
<b>CL65 AMG</b>					
Front	Inner	2005-06	SA32008XA	Tapered Roller Bearing	
	Outer	2005-06	SA12	Tapered Roller Bearing	
Rear	2005-06		RW9130	Generation 1	
<b>CL500</b>					
Front	Inner	1998-06	SA32008XA	Tapered Roller Bearing	
	Outer	1998-06	SA12	Tapered Roller Bearing	
Rear	1998-06		RW9130	Generation 1	
<b>CL600</b>					
Front	Inner	1998-99	SA32008XA	Tapered Roller Bearing	
	Outer	1998-99	SA33205	Tapered Roller Bearing	
		2001-06	SA12	Tapered Roller Bearing	
Rear	2001-06		RW9130	Generation 1	
<b>CLK55 AMG</b>					
Front	Inner	2001-06	SA17	Tapered Roller Bearing	
	Outer	2001-06	SA12	Tapered Roller Bearing	
Rear	2001-06		RW9130	Generation 1	
<b>CLK320</b>					
Front	Inner	1998-05	SA17	Tapered Roller Bearing	
	Outer	1998-05	SA12	Tapered Roller Bearing	
Rear	1998-05		RW9130	Generation 1	
<b>CLK350</b>					
Front	Inner	2006-09	SA17	Tapered Roller Bearing	
	Outer	2006-09	SA12	Tapered Roller Bearing	
Rear	2006-09		RW9130	Generation 1	
<b>CLK430</b>					
Front	Inner	1999-03	SA17	Tapered Roller Bearing	
	Outer	1999-03	SA12	Tapered Roller Bearing	
Rear	1999-03		RW9130	Generation 1	

**MERCEDES-BENZ PASSENGER CAR**

APPLICATIONS

POSITION	YEAR	APPLICATION	PART NO.	PART TYPE	NOTES	
<b>CLK500</b>						
<b>Front</b>	Inner	2003-06	SA17	Tapered Roller Bearing		
	Outer	2003-06	SA12	Tapered Roller Bearing		
<b>Rear</b>		2003-06	RW9130	Generation 1		
<b>CLK550</b>						
<b>Front</b>		2007-09	RW9130	Generation 1		
	Inner	2007-09	SA17	Tapered Roller Bearing		
	Outer	2007-09	SA12	Tapered Roller Bearing		
<b>E55 AMG</b>						
<b>Front</b>	Inner	1999-06	SA32008XA	Tapered Roller Bearing		
	Outer	1999-06	SA12	Tapered Roller Bearing		
<b>Rear</b>		1999-02	RW9130	Generation 1		
<b>E320</b>						
<b>Front</b>		2009	SA32008XA	Tapered Roller Bearing		
	Inner	1994-95	Convertible	SA17	Tapered Roller Bearing	
			Sedan	SA06	Tapered Roller Bearing	
		1996-02	SA17	Tapered Roller Bearing		
		2003-08	SA32008XA	Tapered Roller Bearing		
	Outer	1994-95	Convertible	SA12	Tapered Roller Bearing	
			Convertible	SA33205	Tapered Roller Bearing	
			Sedan	SA02	Tapered Roller Bearing	
		1996-09	SA12	Tapered Roller Bearing		
	<b>Rear</b>		1994-99	RW9130	Generation 1	
		2004-09	SA0083	Generation 1		
<b>E350</b>						
<b>Rear</b>		2006-08	SA0083	Generation 1		
<b>E420</b>						
<b>Front</b>	Inner	1994-95	SA17	Tapered Roller Bearing		
		1997	SA17	Tapered Roller Bearing		
	Outer	1994-95	SA12	Tapered Roller Bearing		
		1997	SA12	Tapered Roller Bearing		
<b>Rear</b>		1994-95	RW9130	Generation 1		
		1997	RW9130	Generation 1		
<b>E430</b>						
<b>Front</b>	Inner	1998-02	SA17	Tapered Roller Bearing		
	Outer	1998-02	SA12	Tapered Roller Bearing		
<b>Rear</b>		1998-02	RW9130	Generation 1		

POSITION	YEAR	APPLICATION	PART NO.	PART TYPE	NOTES
<b>E500</b>					
Front	Inner	1994	SA17	Tapered Roller Bearing	
		2003-06	SA32008XA	Tapered Roller Bearing	
	Outer	1994	SA12	Tapered Roller Bearing	
		2003-06	SA12	Tapered Roller Bearing	
Rear		1994	RW9130	Generation 1	
		2003-06	SA0083	Generation 1	
<b>E550</b>					
Rear		2007-09	SA0083	Generation 1	
<b>S63 AMG</b>					
Rear		2008-09	SA0083	Generation 1	
<b>S65 AMG</b>					
Rear		2006-09	SA0083	Generation 1	
<b>S320</b>					
Front	Inner	1994-99	SA32008XA	Tapered Roller Bearing	
	Outer	1994-99	SA33205	Tapered Roller Bearing	
<b>S350</b>					
Front	Inner	1994-95	SA32008XA	Tapered Roller Bearing	
	Outer	1994-95	SA33205	Tapered Roller Bearing	
<b>S420</b>					
Front	Inner	1994-99	SA32008XA	Tapered Roller Bearing	
		1994-97	SA33205	Tapered Roller Bearing	
		1998-99	SA12	Tapered Roller Bearing	
<b>S430</b>					
Front	Inner	2000-06	SA32008XA	Tapered Roller Bearing	
	Outer	2000-06	SA12	Tapered Roller Bearing	
<b>S500</b>					
Front	Inner	1994-00	SA32008XA	Tapered Roller Bearing	
		2003-06	SA32008XA	Tapered Roller Bearing	
	Outer	1994-99	SA33205	Tapered Roller Bearing	
		2000	SA12	Tapered Roller Bearing	
		2003-06	SA12	Tapered Roller Bearing	
<b>S550</b>					
Rear		2007-08	SA0083	Generation 1	

**MERCEDES-BENZ PASSENGER CAR**

APPLICATIONS

POSITION	YEAR	APPLICATION	PART NO.	PART TYPE	NOTES
<b>S600</b>					
Front	Inner	1994-99	SA32008XA	Tapered Roller Bearing	
Rear		1994-99	SA0083	Generation 1	
		2001-08	SA0083	Generation 1	
<b>SL320</b>					
Front	Inner	1996-97	SA17	Tapered Roller Bearing	
	Outer	1994-95	SA33205	Tapered Roller Bearing	
		1996-97	SA12	Tapered Roller Bearing	
Rear		1994-97	RW9130	Generation 1	
<b>SL500</b>					
Front	Inner	1996-98	SA17	Tapered Roller Bearing	
		2003-06	SA32008XA	Tapered Roller Bearing	
	Outer	1994-95	SA33205	Tapered Roller Bearing	
		1996-05	SA12	Tapered Roller Bearing	
Rear		1994-99	RW9130	Generation 1	
<b>SL55 AMG</b>					
Front	Inner	2003-08	SA32008XA	Tapered Roller Bearing	
	Outer	2003-08	SA12	Tapered Roller Bearing	
<b>SL600</b>					
Front	Inner	1996-98	SA17	Tapered Roller Bearing	
		2004-08	SA32008XA	Tapered Roller Bearing	
	Outer	1994-02	SA12	Tapered Roller Bearing	
		2004-08	SA12	Tapered Roller Bearing	
Rear		1994-02	RW9130	Generation 1	
<b>SLK32 AMG</b>					
Front	Inner	2002-04	SA17	Tapered Roller Bearing	
	Outer	2002-04	SA12	Tapered Roller Bearing	
Rear		2002-04	RW9130	Generation 1	
<b>SLK55 AMG</b>					
Front	Inner	2005-09	SA17	Tapered Roller Bearing	
	Outer	2005-09	SA12	Tapered Roller Bearing	
Rear		2005-09	RW9130	Generation 1	
<b>SLK230</b>					
Front	Inner	1998-04	SA17	Tapered Roller Bearing	
	Outer	1998-04	SA12	Tapered Roller Bearing	
Rear		1998-04	RW9130	Generation 1	
<b>SLK300</b>					
Rear		2009	RW9130	Generation 1	



POSITION	YEAR	APPLICATION	PART NO.	PART TYPE	NOTES
<b>SLK320</b>					
Front	Inner	2001-04	SA17	Tapered Roller Bearing	
	Outer	2001-04	SA12	Tapered Roller Bearing	
Rear	2001-04		RW9130	Generation 1	

**SLK350**

Front	Inner	2005-09	SA17	Tapered Roller Bearing	
	Outer	2005-09	SA12	Tapered Roller Bearing	
Rear	2005-08		RW9130	Generation 1	

**MERCEDES-BENZ LIGHT TRUCK, SUV & VAN**

**G55 AMG**

Front	Inner	2003-09	SA32010X	Tapered Roller Bearing	
	Outer	2003-09	SA32011X	Tapered Roller Bearing	
Rear	2003-09		RW410	Generation 1	

**G500**

Front	Inner	2002-08	SA32010X	Tapered Roller Bearing	
	Outer	2002-08	SA32011X	Tapered Roller Bearing	
Rear	2002-08		RW410	Generation 1	

**MERCURY PASSENGER CAR**

**BOBCAT**

Front	Inner	1975-80	Except 6.75" Ring Gear	SA13	Tapered Roller Bearing
	Outer	1980	Except 6.75" Ring Gear	SA12	Tapered Roller Bearing
Rear	1979-80		SARW207CCRA	Ball Roller Bearing	

**CAPRI**

Front	1991-94			SA18	Tapered Roller Bearing
	Inner	1979-83		SA17	Tapered Roller Bearing
		1984-86	L4, 2.3L	SA17	Tapered Roller Bearing
	L4, 2.3L, Turbocharged		SA05	Tapered Roller Bearing	
		V6, 3.8L	SA17	Tapered Roller Bearing	
		1984-86	V8, 5.0L	SA05	Tapered Roller Bearing
	Outer	1979-86		SA12	Tapered Roller Bearing
Rear	1979-83	6.75" Ring Gear	SARW207CCRA	Ball Roller Bearing	
		7.50" Ring Gear	SA5707	Cylindrical Roller Bearing	
	1984-86		SA5707	Cylindrical Roller Bearing	
	Inner	1991-94		SA15	Tapered Roller Bearing
	Outer	1991-94		SA02	Tapered Roller Bearing

## MERCURY PASSENGER CAR

POSITION	YEAR	APPLICATION	PART NO.	PART TYPE	NOTES
<b>COUGAR</b>					
Front	1989-90	4-Wheel ABS	FW976	Generation 2	
		Non-ABS	FW977	Generation 2	
	1991-97		FW992	Generation 2	
	1999-02		SA0029Q	Generation 1	
Inner	1980-88	Non-Turbo	SA17	Tapered Roller Bearing	
	1984-86	Turbo	SA05	Tapered Roller Bearing	
Outer	1970-88		SA12	Tapered Roller Bearing	
Rear	1980-88		SA5707	Cylindrical Roller Bearing	
	1989-97		FW958	Generation 1	
	1999-02		RW824	Generation 2	

## GRAND MARQUIS

Front	1992-97		FW9104	Generation 2	
	1998-00		FW9202	Generation 2	
	2001-02	4-Wheel ABS	FW9202	Generation 2	
	2003-04	To Dec 1/2003	FW9196	Generation 3	
	2005		FW9196	Generation 3	
	2006-09		FW9230	Generation 3	
Inner	1975-91		SA18	Tapered Roller Bearing	
Outer	1975-91		SA12	Tapered Roller Bearing	
Rear	1979-09		SA5707	Cylindrical Roller Bearing	

## LN7

Front	1983	From Feb 1/1983	FW914	Generation 1	
-------	------	-----------------	-------	--------------	--

## MARAUDER

Front	2003-04		FW9196	Generation 3	
Rear	2003-04		SA5707	Cylindrical Roller Bearing	

## MARQUIS

Front	Inner	1974-86	SA18	Tapered Roller Bearing	
	Outer	1970-86	SA12	Tapered Roller Bearing	
Rear		1979-86	SA5707	Cylindrical Roller Bearing	

## MILAN

Front	2006-09		SA0010	Generation 1	
Rear	2006-09	4-Wheel ABS	RW8271	Generation 2	
		Non-ABS	RW8272	Generation 2	

## MONARCH

Rear	1980	7.50" Ring Gear	SA5707	Cylindrical Roller Bearing	
	1980	8.00" Ring Gear, 9.00" Ring Gear	SARW207CCRA	Ball Roller Bearing	

## MONTEGO

Front	2005-07		FW9223	Generation 3	
Rear	2005-07	AWD	RW8300	Generation 3	
		FWD	RW8299	Generation 3	

POSITION	YEAR	APPLICATION	PART NO.	PART TYPE	NOTES	
<b>MYSTIQUE</b>						
Front	1995-00		SA0029Q	Generation 1		
Rear	1995-00		RW824	Generation 2		
<b>SABLE</b>						
Front	1986-91	To Jan 31/1991	FW600K	Generation 2		
	1986-95		FW958	Generation 1		
	1991-95	From Feb 1/1991	FW6100K	Generation 2		
	1996-05		FW9100	Generation 3		
	2008-09		FW9223	Generation 3		
Rear	1990-92	Rear Disc Brakes	RW8105	Generation 2		
	1990-99	Non-ABS, Rear Drum Brakes	RW8106	Generation 2		
	1993-99	Rear Disc Brakes	RW8107	Generation 2		
	2000	4-Wheel ABS, Rear Drum Brakes		RW8162	Generation 2	
		Non-ABS		RW8106	Generation 2	
	2001-03	4-Wheel ABS, Rear Drum Brakes		RW8163	Generation 2	
		Non-ABS, Rear Drum Brakes		RW8164	Generation 2	
	2001-04	Rear Disc Brakes		RW8107	Generation 2	
	2004-07	4-Wheel ABS, Rear Drum Brakes		RW8297	Generation 2	
		Non-ABS		RW8164	Generation 2	
	2005-07	4-Wheel ABS, Rear Disc Brakes		RW8107	Generation 2	
	2008-09	AWD		RW8300	Generation 3	
		FWD		RW8299	Generation 3	
	Inner	1986-89		SA06	Tapered Roller Bearing	
	Outer	1986-89		SA12	Tapered Roller Bearing	
<b>TOPAZ</b>						
Front	1984-94		FW503K	Generation 2		
Rear	1988-91	AWD	FW914	Generation 1		
			RW901	Generation 1		
Inner	1984-87		SA15	Tapered Roller Bearing		
	1988-91	FWD	SA15	Tapered Roller Bearing		
	1992-94		SA15	Tapered Roller Bearing		
Outer	1984-87		SA12	Tapered Roller Bearing		
	1988-91	FWD	SA12	Tapered Roller Bearing		
	1992-94		SA12	Tapered Roller Bearing		
<b>TRACER</b>						
Front	1987-89		SA18	Tapered Roller Bearing		
	1991-99		SA0013	Generation 1		
Rear	1991-93		RW930	Generation 2		
	1994-99	Rear Disc Brakes	RW8161	Generation 2		
		Rear Drum Brakes	RW930	Generation 2		
Inner	1987-89	Sedan	SA15	Tapered Roller Bearing		
Outer	1987-89		SA02	Tapered Roller Bearing		
<b>ZEPHYR</b>						
Front	Inner	1978-83	SA17	Tapered Roller Bearing		
	Outer	1978-83	SA12	Tapered Roller Bearing		
Rear	1978-82	7.50" Ring Gear	SA5707	Cylindrical Roller Bearing		
	1979-83	6.75" Ring Gear	SARW207CCRA	Ball Roller Bearing		

**MERCURY LIGHT TRUCK, SUV & VAN**

APPLICATIONS

POSITION	YEAR	APPLICATION	PART NO.	PART TYPE	NOTES
----------	------	-------------	----------	-----------	-------

**MERCURY LIGHT TRUCK, SUV & VAN****MARINER**

Front	2005-09		FW799K	Generation 2	
			SA0072	Generation 1	
Rear	2005-09		SA0029Q	Generation 1	

**MONTEREY**

Front	Left	2004-07	FW9232	Generation 3	
	Right	2004-07	FW9233	Generation 3	
Rear	Left	2004-07	RW8312	Generation 3	
	Right	2004-07	RW8313	Generation 3	

**MOUNTAINEER**

Front		1997-01	4WD	FW703	Generation 3
		2002-05		FW750	Generation 3
		2006-09		FW778	Generation 3
Inner	1997-01	RWD	SA05	Tapered Roller Bearing	
	Outer	1997-01	RWD	SA02	Tapered Roller Bearing
Right	1997-02	4WD, Spicer 30-SLA Axle, 7.125" Ring Gear	SA5707	Cylindrical Roller Bearing	
Rear		1997-01		SA6408	Cylindrical Roller Bearing
		2002-05		RW408	Generation 1
		2002-09		RW8431K	Generation 2
		2007-09		RW408	Generation 1

**VILLAGER**

Front		1993-02		SA0028	Generation 1
Rear		1993-96		SA1008	Generation 1
		1997-02		RW8219	Generation 2

**MG****MGB**

Front	Inner	1973-80	Banjo Type Axle	SA06	Tapered Roller Bearing
	Outer	1973-80	Banjo Type Axle	SA02	Tapered Roller Bearing

**MINI****COOPER**

Front		2002-09		FW9226	Generation 3
Rear		2002-09		RW8304	Generation 3

POSITION	YEAR	APPLICATION	PART NO.	PART TYPE	NOTES
----------	------	-------------	----------	-----------	-------

## MITSUBISHI PASSENGER CAR

### 3000GT

Front	1991-99	AWD	FW9133	Generation 3
		FWD	SA0034	Generation 1
Rear	1991-99	FWD	RW839	Generation 2
		Inner	SA1014	Generation 1
		Outer	SA1015	Generation 1

### CORDIA

Front	1983-88		SA41	Tapered Roller Bearing
Rear	1983-88	Inner	SA04	Tapered Roller Bearing
		Outer	SA01	Tapered Roller Bearing

### DIAMANTE

Front	1992-04		SA0034	Generation 1
Rear	1992-96	4-Wheel ABS	RW811	Generation 2
		Non-ABS	RW810	Generation 2

### ECLIPSE

Front	1991-94		FW936	Generation 1	
		1995	FWD	FW9157	Generation 3
		1996-05		FW9157	Generation 3
		2006-09		FW9219	Generation 3
		2006-09		FW9219	Generation 3
Rear	1990-94	FWD, 4-Wheel ABS	RW811	Generation 2	
		FWD, Non-ABS	RW810	Generation 2	
	1995-99	AWD	RW8181	Generation 2	
		FWD	RW8136	Generation 3	
	2000-04		RW8136	Generation 3	
	2005-09	Non-ABS	RW8275	Generation 3	
	2006-09	4-Wheel ABS	RW8274	Generation 3	
	Inner	1990-94	AWD	SA1014	Generation 1
	Outer	1990-94	AWD	SA1015	Generation 1

### EXPO

Front	1992-95	FWD	FW936	Generation 1
Rear	1992-95	4WD	SA1013	Generation 1
		FWD	RW840	Generation 2

### GALANT

Front	1985-93	Sigma	FW936	Generation 1
	1988-93		FW936	Generation 1
	1994-98		FW9135	Generation 3
	1999-05	V6, 3.0L	FW9157	Generation 3
	1999-08	L4, 2.4L	FW9157	Generation 3
	2004-08	V6, 3.8L	FW9219	Generation 3
	2009		FW9219	Generation 3

	POSITION	YEAR	APPLICATION	PART NO.	PART TYPE	NOTES
<b>GALANT <i>Continued</i></b>						
	<b>Rear</b>	1994-96	To Mar 3/1996	<b>RW8235</b>	Generation 3	
		1996-03	From Apr 1/1996	<b>RW8136</b>	Generation 3	
		2004-09	4-Wheel ABS	<b>RW8274</b>	Generation 3	
			Non-ABS	<b>RW8275</b>	Generation 3	
	<b>Inner</b>	1985-87		<b>SA04</b>	Tapered Roller Bearing	
		1988		<b>SA06</b>	Tapered Roller Bearing	
		1989	Rear Disc Brakes, 4-Wheel Steering	<b>SA04</b>	Tapered Roller Bearing	
		1989-90	Sigma	<b>SA06</b>	Tapered Roller Bearing	
		1990-91	AWD	<b>SA1014</b>	Generation 1	
		1990-92	FWD, Rear Disc Brakes, 4-Wheel Steering	<b>SA04</b>	Tapered Roller Bearing	
		1993	Rear Disc Brakes, 4-Wheel Steering	<b>SA04</b>	Tapered Roller Bearing	
	<b>Outer</b>	1985-87		<b>SA01</b>	Tapered Roller Bearing	
		1988		<b>SA02</b>	Tapered Roller Bearing	
		1989	Rear Disc Brakes, 4-Wheel Steering	<b>SA01</b>	Tapered Roller Bearing	
		1989-90	Sigma	<b>SA02</b>	Tapered Roller Bearing	
		1990-91	AWD	<b>SA1015</b>	Generation 1	
		1990-92	FWD, Rear Disc Brakes, 4-Wheel Steering	<b>SA01</b>	Tapered Roller Bearing	
		1993	Rear Disc Brakes, 4-Wheel Steering	<b>SA01</b>	Tapered Roller Bearing	
<b>LANCER</b>						
	<b>Front</b>	2002-05	LS	<b>SA0079</b>	Generation 1	
		2002-07	ES	<b>SA0021</b>	Generation 1	
		2003-07	Evolution, Turbocharged	<b>FW9133</b>	Generation 3	
		2006	OZ Rally	<b>SA0079</b>	Generation 1	
	<b>Rear</b>	2002-03	Ralliart, Wagon	<b>RW8339</b>	Generation 2	
		2002-04	LS	<b>RW8277</b>	Generation 3	
		2002-05	ES	<b>RW8276</b>	Generation 3	
		2002-05	OZ Rally	<b>RW8277</b>	Generation 3	
		2003-07	Evolution, Turbocharged	<b>RW8181</b>	Generation 2	
		2006	ES, FWD, Sedan	<b>RW8276</b>	Generation 3	
			OZ Rally, FWD, Sedan	<b>RW8277</b>	Generation 3	
		2007	ES	<b>RW8276</b>	Generation 3	
			OZ Rally	<b>RW8277</b>	Generation 3	
			OZ Rally	<b>SA0079</b>	Generation 1	
<b>MIRAGE</b>						
	<b>Front</b>	1985-92		<b>SA41</b>	Tapered Roller Bearing	
		1993-99		<b>SA0016</b>	Generation 1	
		2000-02		<b>SA0021</b>	Generation 1	
	<b>Rear</b>	1985-88		<b>RW929</b>	Generation 1	
		1989-90	Rear Disc Brakes	<b>RW400</b>	Generation 1	
			Rear Drum Brakes	<b>RW401</b>	Generation 1	
		1991-92	Rear Drum Brakes, Diamond-Star Motors	<b>RW837</b>	Generation 2	
			Rear Drum Brakes, Mitsubishi	<b>RW401</b>	Generation 1	
		1993-96	4-Wheel ABS	<b>RW833</b>	Generation 2	
		1993-02	Non-ABS	<b>RW8148</b>	Generation 2	
		1997-02	4-Wheel ABS	<b>RW8185</b>	Generation 2	

POSITION	YEAR	APPLICATION	PART NO.	PART TYPE	NOTES
<b>PRECIS</b>					
Front	1987-94		SA41	Tapered Roller Bearing	
Rear	1989-94		RW400	Generation 1	
Inner	1987-88		SA04	Tapered Roller Bearing	
Outer	1987-88		SA01	Tapered Roller Bearing	

<b>STARION</b>					
Front	Inner	1983-89	SA06	Tapered Roller Bearing	
	Outer	1983-89	SA02	Tapered Roller Bearing	
Rear	Inner	1983-89	SA6206-RS	Ball Roller Bearing	
	Outer	1983-89	SA6207-RS	Ball Roller Bearing	

<b>TREDIA</b>					
Front		1983-88	SA41	Tapered Roller Bearing	
Rear	Inner	1983-88	SA04	Tapered Roller Bearing	
	Outer	1983-88	SA01	Tapered Roller Bearing	

## MITSUBISHI LIGHT TRUCK, SUV & VAN

<b>ENDEAVOR</b>					
Front		2004-08	FW9219	Generation 3	
Rear		2004-08	RW8291	Generation 3	
		AWD	RW8289	Generation 3	
		FWD, 4-Wheel ABS	RW8290	Generation 3	
		FWD, Non-ABS			

<b>MIGHTY MAX</b>					
Front		1983-96	4WD	LM102949-910	Tapered Roller Bearing
Rear	Inner	1983-96		SA30208A	Tapered Roller Bearing

<b>MONTERO</b>					
Front		1983-99	L4, 2.6L, 4WD	LM102949-910	Tapered Roller Bearing
		1984-99	V6, 3.0L, 4WD, From Dec 1/1984	LM102949-910	Tapered Roller Bearing
		2001-06		FW774	Generation 3
Rear		1991-96	V6, 3.0L, From Oct 1/1991	RW406	Generation 1
		2001-06	Except Limited Slip Differential	SA30208A	Tapered Roller Bearing
			Limited Slip Differential	RW406	Generation 1
	Inner	1983-91		SA30208A	Tapered Roller Bearing
		1992-96		RW406	Generation 1
		1997-00	Except Limited Slip Differential	SA30208A	Tapered Roller Bearing
			Limited Slip Differential	RW406	Generation 1

<b>MONTERO SPORT</b>					
Front		1997-04		LM102949-910	Tapered Roller Bearing
Rear	Inner	1997-04	Except Limited Slip Differential	SA30208A	Tapered Roller Bearing
			Limited Slip Differential	RW406	Generation 1

# ■ MITSUBISHI LIGHT TRUCK, SUV & VAN

POSITION	YEAR	APPLICATION	PART NO.	PART TYPE	NOTES
----------	------	-------------	----------	-----------	-------

## OUTLANDER

Front	2003-06		SA0079	Generation 1	
Rear	2003-06	AWD	SA1013	Generation 1	
		FWD	RW8339	Generation 2	

## RAIDER

Front	2006-09	2-Wheel ABS	FW9228	Generation 3	
		4-Wheel ABS	FW9229	Generation 3	
Rear	2006-09		SA6408	Cylindrical Roller Bearing	

## VAN

Front	Inner	1987-90	SA05	Tapered Roller Bearing	
	Outer	1987-90	SA03	Tapered Roller Bearing	
Rear		1987-90	LM29749-710J22R	Tapered Roller Bearing	

# NISSAN PASSENGER CAR

## 200SX

Front		1995-98	FW202	Generation 1	
	Inner	1977-88	SA06	Tapered Roller Bearing	
	Outer	1977-88	SA02	Tapered Roller Bearing	
Rear		1977-84	Non-Turbo, To Nov 30/1984	SARW114R	Ball Roller Bearing
		1995-96		RW825	Generation 2
		1997-98	USA Production	RW825	Generation 2
	Inner	1984-86	L4, 1.8L, Turbo	SARW101	Ball Roller Bearing
		1987-88	V6, 3.0L	SARW101	Ball Roller Bearing
	Outer	1984-86	L4, 2.0L, Non-Turbo, From Nov 1/1984 To Jul 1/1986 L4, 1.8L, Turbo, To Jul 1/1986	SARW128R	Ball Roller Bearing

## 210

Front	Inner	1979-82	SA04	Tapered Roller Bearing	
	Outer	1979-82	SA01	Tapered Roller Bearing	
Rear		1979-82	SARW114R	Ball Roller Bearing	

## 240SX

Front		1989-94	SA0031	Generation 1	
-------	--	---------	--------	--------------	--

## 280ZX

Front	Inner	1979-83	SA06	Tapered Roller Bearing	
	Outer	1979-83	SA02	Tapered Roller Bearing	
Rear	Inner	1979-83	SARW101	Ball Roller Bearing	



POSITION	YEAR	APPLICATION	PART NO.	PART TYPE	NOTES
<b>300ZX</b>					
<b>Front</b>	1989-96	From Feb 1/1989	<b>FW9244</b>	Generation 1	
	Inner 1984-89	To Jan 1/1989	<b>SA06</b>	Tapered Roller Bearing	
	Outer 1984-89	To Jan 1/1989	<b>SA02</b>	Tapered Roller Bearing	
<b>Rear</b>	Inner 1984-89		<b>SARW101</b>	Ball Roller Bearing	
	Outer 1984-86		<b>SA6207-RS</b>	Ball Roller Bearing	
	Right 1990-96		<b>SA1011</b>	Generation 1	
<b>310</b>					
<b>Front</b>	1979-82		<b>LM29748-710</b>	Tapered Roller Bearing	
<b>Rear</b>	Inner 1979-82		<b>SA15</b>	Tapered Roller Bearing	
	Outer 1979-82		<b>SA02</b>	Tapered Roller Bearing	
<b>350Z</b>					
<b>Front</b>	2003-08		<b>FW9268</b>	Generation 3	
<b>Rear</b>	2003-08		<b>RW8346</b>	Generation 3	
<b>510</b>					
<b>Front</b>	Inner 1978-81		<b>SA06</b>	Tapered Roller Bearing	
	Outer 1978-81		<b>SA02</b>	Tapered Roller Bearing	
<b>Rear</b>	1978-81		<b>SARW114R</b>	Ball Roller Bearing	
<b>810</b>					
<b>Front</b>	Inner 1977-81		<b>SA06</b>	Tapered Roller Bearing	
	Outer 1977-81		<b>SA02</b>	Tapered Roller Bearing	
<b>Rear</b>	1977-81	Wagon	<b>SARW114R</b>	Ball Roller Bearing	
	Inner 1977-81	Sedan	<b>SARW101</b>	Ball Roller Bearing	
<b>ALTIMA</b>					
<b>Front</b>	1993-99		<b>SA0009</b>	Generation 1	
	2000-01	4-Wheel ABS	<b>SA0009</b>	Generation 1	
		Non-ABS	<b>SA0068</b>	Generation 1	
	2002-06		<b>SA0060</b>	Generation 1	
<b>Rear</b>	1993-01	Non-ABS	<b>RW816</b>	Generation 2	
	2002-06	4-Wheel ABS	<b>RW8201</b>	Generation 3	
		Non-ABS	<b>RW8202</b>	Generation 3	
<b>AXXESS</b>					
<b>Front</b>	1990-92		<b>SA0009</b>	Generation 1	
	1993-95	FWD	<b>SA0009</b>	Generation 1	
<b>Rear</b>	1990-91	FWD	<b>RW816</b>	Generation 2	
	1990-92	AWD	<b>SA0009</b>	Generation 1	

# NISSAN PASSENGER CAR

POSITION	YEAR	APPLICATION	PART NO.	PART TYPE	NOTES	
<b>MAXIMA</b>						
Front	1984-88	From Jul 1/1984 To Jul 1/1988	FW915	Generation 1		
	1989-99		SA0009	Generation 1		
	2000-08		SA0060	Generation 1		
Inner	1982-84		SA06	Tapered Roller Bearing		
Outer	1982-84		SA02	Tapered Roller Bearing		
Rear	1982-84	Wagon	SARW114R	Ball Roller Bearing		
	2000-03		RW8203	Generation 2		
	2004-08		RW8292	Generation 3		
	Inner	1982-84	Sedan	SARW101	Ball Roller Bearing	
		1985-88	To Jul 1/1988	RW907	Generation 1	
	Outer	1985-88	To Jul 1/1988	SA02	Tapered Roller Bearing	

<b>MICRA</b>					
Front	1985-88		SA13	Tapered Roller Bearing	
Rear	Inner	1985-88	SA04	Tapered Roller Bearing	
	Outer	1985-88	SA02	Tapered Roller Bearing	

<b>MULTI</b>					
Front	1986-88	FWD, Wagon	FW915	Generation 1	
		AWD, Wagon	FW915	Generation 1	
Rear	Inner	1986-88	FWD, Wagon	RW907	Generation 1
	Outer	1986-88	FWD, Wagon	SA02	Tapered Roller Bearing

<b>NX</b>					
Front	1991-93		FW202	Generation 1	

<b>PULSAR</b>					
Front	1983		LM29748-710	Tapered Roller Bearing	
Rear	Inner	1983	SA15	Tapered Roller Bearing	
			SA02	Tapered Roller Bearing	

<b>PULSAR NX</b>					
Front	1987-90		SA0008	Generation 1	
Rear	1987-90		FW971	Generation 1	

<b>SENTRA</b>						
Front	1982-86	FWD	LM29748-710	Tapered Roller Bearing		
	1987-90		SA0008	Generation 1		
	1991-99	FWD	FW202	Generation 1		
	2000-06		SA0061	Generation 1		
	Rear	1987-89	FWD	FW971	Generation 1	
1990			FW971	Generation 1		
1991-96			RW825	Generation 2		
1997-99		USA Production	RW825	Generation 2		
2000-06		Non-ABS	RW8303	Generation 3		
Inner		1982-86	FWD, Hatchback, Sedan	SA15	Tapered Roller Bearing	
Outer		1982-86	FWD, Hatchback, Sedan	SA02	Tapered Roller Bearing	

POSITION	YEAR	APPLICATION	PART NO.	PART TYPE	NOTES
<b>STANZA</b>					
<b>Front</b>	1982-85		<b>LM300849-811</b>	Tapered Roller Bearing	
	1985-86	Wagon	<b>FW915</b>	Generation 1	
	1986	Sedan	<b>LM300849-811</b>	Tapered Roller Bearing	
	1987-89		<b>FW915</b>	Generation 1	
	1990-92		<b>SA0009</b>	Generation 1	
<b>Rear</b>	1990-92		<b>RW816</b>	Generation 2	
	Inner	1982-85	FWD	<b>RW907</b>	Generation 1
		1986-88	FWD, Wagon	<b>RW907</b>	Generation 1
		1989		<b>RW907</b>	Generation 1
	Outer	1982-85	FWD	<b>SA02</b>	Tapered Roller Bearing
		1986-88	FWD, Wagon	<b>SA02</b>	Tapered Roller Bearing
		1989		<b>SA02</b>	Tapered Roller Bearing

APPLICATIONS

**NISSAN LIGHT TRUCK, SUV & VAN**

**720**

<b>Front</b>	Inner	1980-85	RWD	<b>SA05</b>	Tapered Roller Bearing
		1983-86	4WD	<b>SA37</b>	Tapered Roller Bearing
	Outer	1980-85	RWD	<b>SA03</b>	Tapered Roller Bearing
		1983-86	4WD	<b>LM300849-811</b>	Tapered Roller Bearing
<b>Rear</b>		1980-86	Dual Rear Wheels	<b>SA32010X</b>	Tapered Roller Bearing
	Inner	1980-86	Except Dual Rear Wheels	<b>SA30208A</b>	Tapered Roller Bearing

**ARMADA**

<b>Front</b>	2005-08		<b>FW766</b>	Generation 3
<b>Rear</b>	2005-09		<b>RW41004</b>	Generation 3

**D21**

<b>Rear</b>		1986-94	DRW	<b>SA32010X</b>	Tapered Roller Bearing
	Inner	1986-94	Hardbody, Except DRW	<b>SA30208A</b>	Tapered Roller Bearing

**FRONTIER**

<b>Front</b>		2005-09	4WD	<b>FW765</b>	Generation 3
			RWD	<b>FW764</b>	Generation 3
	Inner	1998-99		<b>SA05</b>	Tapered Roller Bearing
		2000-04	L4, 2.4L	<b>SA05</b>	Tapered Roller Bearing
			V6, 3.3L	<b>SA37</b>	Tapered Roller Bearing
		Outer	1998-99		<b>SA03</b>
	2000-04		L4, 2.4L	<b>SA03</b>	Tapered Roller Bearing
			V6, 3.3L	<b>LM300849-811</b>	Tapered Roller Bearing
	<b>Rear</b>		1998-99		<b>RW9246</b>
		2000-04	L4, 2.4L	<b>RW9246</b>	Generation 1
		2005-09	Standard Transmission	<b>SA10</b>	Tapered Roller Bearing

# NISSAN LIGHT TRUCK, SUV & VAN

POSITION	YEAR	APPLICATION	PART NO.	PART TYPE	NOTES
<b>PATHFINDER</b>					
<b>Front</b>	2004	Armada	FW766	Generation 3	
	2005-09	4WD	FW765	Generation 3	
		RWD	FW764	Generation 3	
<b>Inner</b>	1987-99	Hardbody	SA37	Tapered Roller Bearing	
	1987-03		SA37	Tapered Roller Bearing	
	2004	LE, SE	SA37	Tapered Roller Bearing	
<b>Rear</b>	1987-95	Rear Disc Brakes	RW9246	Generation 1	
	1996-03		RW405	Generation 1	
	2004	Armada	RW41004	Generation 3	
		LE, SE	RW405	Generation 1	
	2005-09		RW41003	Generation 3	
	<b>Inner</b>	1987-95	Rear Drum Brakes	SA30208A	Tapered Roller Bearing
<b>PICKUP</b>					
<b>Front</b>	<b>Inner</b>	1995-97	4WD, Hardbody	SA37	Tapered Roller Bearing
			RWD, Hardbody	SA05	Tapered Roller Bearing
<b>Outer</b>	1995-97	4WD, Hardbody	LM300849-811	Tapered Roller Bearing	
		RWD, Hardbody	SA03	Tapered Roller Bearing	
<b>Rear</b>	<b>Inner</b>	1996	Hardbody	SA30208A	Tapered Roller Bearing
		1997	Hardbody	SA30208A	Tapered Roller Bearing
<b>QUEST</b>					
<b>Front</b>	1993-02		SA0028	Generation 1	
<b>Rear</b>	1993-96		SA1008	Generation 1	
	1997-02		RW8219	Generation 2	
	2004-09		RW8268	Generation 3	
<b>ROGUE</b>					
<b>Front</b>	2008-09		SA1038	Generation 1	
<b>TITAN</b>					
<b>Front</b>	2004-08		FW766	Generation 3	
<b>Rear</b>	2004-07		SA10	Tapered Roller Bearing	
<b>XTERRA</b>					
<b>Front</b>	2005-09	4WD	FW765	Generation 3	
		RWD	FW764	Generation 3	
<b>Inner</b>	2000-04		SA37	Tapered Roller Bearing	
<b>Outer</b>	2000-04		LM300849-811	Tapered Roller Bearing	
<b>Rear</b>	2000-04	L4, 2.4L	SA30208A	Tapered Roller Bearing	
		V6, 3.3L	FW9244	Generation 1	
	2005-09	Standard Transmission	SA10	Tapered Roller Bearing	

POSITION	YEAR	APPLICATION	PART NO.	PART TYPE	NOTES
----------	------	-------------	----------	-----------	-------

## OLDSMOBILE PASSENGER CAR

APPLICATIONS

### 88

Front	1992	Non-ABS	FW988	Generation 3
	1992-99	4-Wheel ABS	FW987	Generation 3
Rear	1992	Non-ABS	RW8245	Generation 3
	1992-99	4-Wheel ABS	RW962	Generation 3

### 98

Front	1985-91		FW916K	Generation 3
	1992-96		FW987	Generation 3
Inner	1979-84		SA06	Tapered Roller Bearing
Outer	1979-84		SA03	Tapered Roller Bearing
Rear	1982-85		SA5707	Cylindrical Roller Bearing
	1986-90	Non-ABS	RW8245	Generation 3
	1987-90		RW941	Generation 3

### ACHIEVA

Front	1992-98		FW917K	Generation 3
Rear	1992-98		RW801	Generation 3

### ALERO

Front	1999-04		FW9137	Generation 3
Rear	1999-04		RW8152	Generation 3

### AURORA

Front	1995-96		FW987	Generation 3
	1997-03		FW9121	Generation 3
Rear	1995-99		RW803	Generation 3
	2001-03		RW803	Generation 3

### CALAIS

Front	1985-87		FW917K	Generation 3
Rear	1985-87		RW912	Generation 3

### CUSTOM CRUISER

Front	Inner	1977-92	SA06	Tapered Roller Bearing
	Outer	1979-92	SA03	Tapered Roller Bearing
Rear	1973-92	Pontiac Axle, 8.5"-8.875" Ring Gears	SA6408	Cylindrical Roller Bearing
	1977-81	Except 9.5"x2" Brakes, 8.875" Ring Gear	SA6408	Cylindrical Roller Bearing
	1977-85	Chevrolet Axle, 7.50"-8.50" Ring Gear	SA5707	Cylindrical Roller Bearing
	1992		SA6408	Cylindrical Roller Bearing

### CUTLASS CALAIS

Front	1988-91		FW917K	Generation 3
-------	---------	--	--------	--------------

# OLDSMOBILE PASSENGER CAR

POSITION	YEAR	APPLICATION	PART NO.	PART TYPE	NOTES
<b>CUTLASS CIERA</b>					
Front	1983-89	FWD, 10.25" Rotor	FW916K	Generation 3	
	1990-93		FW916K	Generation 3	
Rear	1983-89	Heavy Duty Brakes	RW8245	Generation 3	
	1990-93		RW8245	Generation 3	
	1994-96		RW878	Generation 3	
<b>CUTLASS</b>					
Front	1997-99		FW9137	Generation 3	
	Inner	1967-81		SA06	Tapered Roller Bearing
1985-87		RWD	SA06	Tapered Roller Bearing	
Outer	1979-81		SA03	Tapered Roller Bearing	
	1985-87	RWD	SA34	Tapered Roller Bearing	
Rear	1978-81		SA5707	Cylindrical Roller Bearing	
	1985-87	RWD	SA5707	Cylindrical Roller Bearing	
	1997-99	Base, GLS	RW803	Generation 3	
	1999	GL	RW803	Generation 3	
<b>CUTLASS SALON</b>					
Front	Inner	1985-86	442	SA06	Tapered Roller Bearing
	Outer	1985-86	442	SA03	Tapered Roller Bearing
Rear		1985	442	SA5707	Cylindrical Roller Bearing
<b>CUTLASS SUPREME</b>					
Front	1988	FWD	FW964K	Generation 3	
	1989-97		FW964K	Generation 3	
Inner	1982-84	RWD	SA06	Tapered Roller Bearing	
	1987	442	SA06	Tapered Roller Bearing	
Outer	1982-84	RWD	SA34	Tapered Roller Bearing	
	1987	442	SA03	Tapered Roller Bearing	
Rear	1982-84	RWD	SA5707	Cylindrical Roller Bearing	
	1988	FWD, 4-Wheel ABS, Soft Ride Suspension	RW942	Generation 3	
		FWD, Non-ABS	RW8245	Generation 3	
	1989-91	4-Wheel ABS, Soft Ride Suspension	RW942	Generation 3	
	1989-92	Non-ABS	RW8245	Generation 3	
	1992-93	4-Wheel ABS	RW804	Generation 3	
	1994-96		RW804	Generation 3	
	1997		RW8151	Generation 3	
<b>DELTA 88</b>					
Front	1987-90	Non-ABS	RW8245	Generation 3	
	1986-90		FW916K	Generation 3	
	1989-91	Royale	FW916K	Generation 3	
Inner	1977-90		SA06	Tapered Roller Bearing	
Outer	1979-90		SA03	Tapered Roller Bearing	
Rear	1977-81	Except 9.5"x2" Brakes, 8.875" Ring Gear	SA6408	Cylindrical Roller Bearing	
	1977-84	Chevrolet Axle, 7.50"-8.50" Ring Gear	SA5707	Cylindrical Roller Bearing	
	1985	RWD, 7.50"-8.50" Ring Gear	SA5707	Cylindrical Roller Bearing	
	1987-90	4-Wheel ABS	RW941	Generation 3	

POSITION	YEAR	APPLICATION	PART NO.	PART TYPE	NOTES
<b>FIRENZA</b>					
Front	1984	2nd Design, 12mm Hole in Mounting Flange	FW917K	Generation 3	
	1985-88		FW917K	Generation 3	
Rear	1982-88		RW912	Generation 3	
<b>INTRIGUE</b>					
Front	1998-00		FW9121	Generation 3	
	2001	4-Wheel ABS	FW9121	Generation 3	
	2002		FW9121	Generation 3	
Rear	1998-02		RW8237	Generation 3	
<b>OMEGA</b>					
Front	1980-84		FW911K	Generation 3	
Rear	1980-84		RW912	Generation 3	
<b>STARFIRE</b>					
Front	Inner	1975-80	SA06	Tapered Roller Bearing	
	Outer	1975-80	SA01	Tapered Roller Bearing	
Rear	1975-80		SA5707	Cylindrical Roller Bearing	
<b>TORONADO</b>					
Front	1979-85		FW913K	Generation 3	
	1986-88		FW916K	Generation 3	
	1989-91		FW959	Generation 3	
	1992		FW987	Generation 3	
Rear	1979-81	Rear Disc Brakes	RW909	Generation 3	
	1979-81	Rear Drum Brakes	RW910	Generation 3	
	1982-85		RW909	Generation 3	
	1986		RW8245	Generation 3	
	1987-90	4-Wheel ABS	RW941	Generation 3	
		Non-ABS	RW8245	Generation 3	
	1991-92		RW803	Generation 3	

**OLDSMOBILE LIGHT TRUCK, SUV & VAN**

<b>BRAVADA</b>					
Front	1991-94		FW961	Generation 3	
	1996		FW961	Generation 3	
	1997-01		FW9124	Generation 3	
	2002-04		FW9188	Generation 3	
Rear	1991-94		SA5707	Cylindrical Roller Bearing	
	1996-01		SA5707	Cylindrical Roller Bearing	
	2002-04		RW967	Cylindrical Roller Bearing	

# OLDSMOBILE LIGHT TRUCK, SUV & VAN

POSITION	YEAR	APPLICATION	PART NO.	PART TYPE	NOTES
<b>SILHOUETTE</b>					
<b>Front</b>	2002-04	AWD	FW9121	Generation 3	
	1990-91		FW916K	Generation 3	
	1992-96		FW987	Generation 3	
	1997-00	FWD	FW9121	Generation 3	
	2001	4-Wheel ABS	FW9121	Generation 3	
<b>Rear</b>	2002-04	FWD	FW9121	Generation 3	
	1990-91		RW8245	Generation 3	
	1992-01		RW878	Generation 3	
	2002-04	FWD	RW878	Generation 3	

## PLYMOUTH PASSENGER CAR

### ACCLAIM

<b>Front</b>	1989-90		FW502K	Generation 2	
			SAB42	Generation 1	
	1991-95		FW975	Generation 3	
<b>Rear</b>	Inner	1989-95	SA39	Tapered Roller Bearing	
	Outer	1989-95	SA16	Tapered Roller Bearing	

### ARROW

<b>Front</b>	Inner	1976-80	Passenger Car	SA04	Tapered Roller Bearing
	Outer	1976-80	Passenger Car	SA01	Tapered Roller Bearing
<b>Rear</b>		1979-80	Passenger Car	SA30208A	Tapered Roller Bearing

### BREEZE

<b>Front</b>		1996-00		FW9138	Generation 3
<b>Rear</b>		1996-97	4-Wheel ABS	RW8133	Generation 2
		1996-00	Non-ABS	RW8154	Generation 2
		1998-00	4-Wheel ABS	RW8220	Generation 2

### CARAVELLE

<b>Front</b>	1984-88	4 Stud Hub Assembly	FW501K	Generation 2	
		5 Stud Hub Assembly	FW502K	Generation 2	
	1989		FW502K	Generation 2	
			SAB42	Generation 1	
<b>Rear</b>	Inner	1985-89	SA39	Tapered Roller Bearing	
	Outer	1985-89	SA16	Tapered Roller Bearing	

### COLT

<b>Front</b>	1979-83	FWD	LM29748-710	Tapered Roller Bearing	
	1984	DL, E, Non-Turbo, FWD	LM29748-710	Tapered Roller Bearing	
		DL, E, Turbo, FWD	SA41	Tapered Roller Bearing	
		Vista	SA41	Tapered Roller Bearing	
	1985	DL, FWD	SA41	Tapered Roller Bearing	



POSITION	YEAR	APPLICATION	PART NO.	PART TYPE	NOTES
<b>COLT</b>	<b>Front</b>	1985-88 E, Premier, FWD	SA41	Tapered Roller Bearing	
		1985-91 Vista, AWD	FW936	Generation 1	
		Vista, FWD	SA41	Tapered Roller Bearing	
		1986-88 DL	SA41	Tapered Roller Bearing	
		1989 200 LX, FWD, Hatchback, Sedan	SA41	Tapered Roller Bearing	
		E, FWD, Hatchback	SA41	Tapered Roller Bearing	
		1989-90 100 DL, 200 DL, DL, Wagon	FW936	Generation 1	
		100 E, 100 LX, 200 E, Base, GT, FWD, Hatchback	SA41	Tapered Roller Bearing	
		100 E, 100 LX, 200 E, FWD, Sedan	SA41	Tapered Roller Bearing	
		FWD, Hatchback	SA41	Tapered Roller Bearing	
		1990 GL, FWD, Hatchback	SA41	Tapered Roller Bearing	
		1991 100 DL, 100 E, 200 GT, Base, GL, FWD	SA41	Tapered Roller Bearing	
	1992 100 E, 200 E, 200 GT, Base, GL, SE	SA41	Tapered Roller Bearing		
	1992-94 Vista	FW936	Generation 1		
	1993 GL, SE, Base, FWD	SA0016	Generation 1		
	1994 Base, ES, FWD	SA0016	Generation 1		
	<b>Rear</b>	1985 DL, FWD	RW929	Generation 1	
		1985-88 E, Premier, FWD	RW929	Generation 1	
		1986-88 DL	RW929	Generation 1	
		1989 200 LX, E, FWD, 2-Dr, Rear Disc Brakes	RW400	Generation 1	
		200 LX, E, FWD, 2-Dr, Rear Drum Brakes	RW401	Generation 1	
		200 LX, E, FWD, 4-Dr, Hatchback	RW929	Generation 1	
		1989-90 100 E, 100 LX, 200 E, Base, GT, FWD, 2-Dr, Rear Disc Brakes	RW400	Generation 1	
		100 E, 100 LX, 200 E, Base, GT, FWD, 2-Dr, Rear Drum Brakes	RW401	Generation 1	
1989-90 100 E, 100 LX, 200 E, Base, GT, FWD, 4-Dr, Hatchback		RW929	Generation 1		
1990 AWD, Wagon		SARW128R	Ball Roller Bearing		
GL, FWD, 2-Dr, Rear Disc Brakes		RW400	Generation 1		
GL, FWD, 2-Dr, Rear Drum Brakes		RW401	Generation 1		
GL, FWD, 4-Dr, Hatchback		RW929	Generation 1		
1991 100 DL, Rear Drum Brakes		RW401	Generation 1		
100 E, 200 GT, Base, GL, FWD, Rear Drum Brakes		RW401	Generation 1		
1992 100 E, 200 E, 200 GT, Base, GL, SE, FWD, Rear Drum Brakes		RW401	Generation 1		
Vista, AWD		SA1013	Generation 1		
Vista, FWD		RW840	Generation 2		
1993 GL, 4-Wheel ABS		RW833	Generation 2		
GL, Non-ABS		RW8148	Generation 2		
1993-94 Base, SE, 4-Wheel ABS		RW833	Generation 2		
Base, SE, Non-ABS		RW8148	Generation 2		
Vista		RW840	Generation 2		
1994 ES, 4-Wheel ABS		RW833	Generation 2		
ES, Non-ABS	RW8148	Generation 2			
<b>Inner</b>	1979-84 FWD	SA04	Tapered Roller Bearing		
	1985-91 Vista, AWD	SA1014	Generation 1		
	Vista, FWD	SA04	Tapered Roller Bearing		
	1987-90 FWD, Wagon	SA04	Tapered Roller Bearing		
	<b>Outer</b>	1979-84 FWD	SA01	Tapered Roller Bearing	
		1985-91 Vista, AWD	SA1015	Generation 1	
Vista, FWD		SA01	Tapered Roller Bearing		
1987-90 FWD, Wagon	SA01	Tapered Roller Bearing			

# PLYMOUTH PASSENGER CAR

POSITION	YEAR	APPLICATION	PART NO.	PART TYPE	NOTES
<b>CONQUEST</b>					
Front	Inner	1984-86	SA06	Tapered Roller Bearing	
	Outer	1984-86	SA02	Tapered Roller Bearing	
Rear	Inner	1984-86	SA6206-RS	Ball Roller Bearing	
	Outer	1984-86	SA6207-RS	Ball Roller Bearing	
<b>GRAN FURY</b>					
Front	Inner	1980-89	SA17	Tapered Roller Bearing	
	Outer	1980-89	SA02	Tapered Roller Bearing	
Rear		1980-82	8.25" Ring Gear	SA6408	Cylindrical Roller Bearing
		1982	7.25" Ring Gear	SARWC35YYR	Ball Roller Bearing
		1983-89	7.25" & 8.25" Ring Gear	SA6408	Cylindrical Roller Bearing
<b>HORIZON</b>					
Front		1979-82	LM29748-710	Tapered Roller Bearing	
		1979-90	FW500K	Generation 2	
			SAB39	Generation 1	
Rear	Inner	1983-90	SA39	Tapered Roller Bearing	
	Inner	1978-82	SA04	Tapered Roller Bearing	
	Outer	1978-82	SA02	Tapered Roller Bearing	
		1983-90	SA16	Tapered Roller Bearing	
<b>LASER</b>					
Front		1990-94	FW936	Generation 1	
Rear		1990-94	FWD, 4-Wheel ABS	RW811	Generation 2
			FWD, Non-ABS	RW810	Generation 2
	Inner	1990-94	AWD	SA1014	Generation 1
	Outer	1990-94	AWD	SA1015	Generation 1
<b>NEON</b>					
Front		1995-99	SA0032	Generation 1	
			4 Stud Hub Assembly	FW5511K	Generation 2
			5 Stud Hub Assembly	FW5512K	Generation 2
		2000-01	SA0057	Generation 1	
Rear		1995	4 Stud Hub Assembly	RW821	Generation 2
			5 Stud Hub Assembly	RW823	Generation 2
		1996-97		RW823	Generation 2
		1998-99		RW813	Generation 2
		2000-01		RW8167	Generation 2
<b>PROWLER</b>					
Front		1997-00	FW9123	Generation 3	
Rear		1997-00	FW989	Generation 3	

POSITION	YEAR	APPLICATION	PART NO.	PART TYPE	NOTES
<b>RELIANT</b>					
<b>Front</b>	1981-83		<b>FW500K</b>	Generation 2	
			<b>SAB39</b>	Generation 1	
	1984-88	4 Stud Hub Assembly	<b>FW501K</b>	Generation 2	
		5 Stud Hub Assembly	<b>FW502K</b>	Generation 2	
	1984-89		<b>SAB42</b>	Generation 1	
1989		<b>FW502K</b>	Generation 2		
<b>Rear</b>	Inner	1981-82	<b>SA04</b>	Tapered Roller Bearing	
		1983-89	<b>SA39</b>	Tapered Roller Bearing	
	Outer	1981-82	<b>SA02</b>	Tapered Roller Bearing	
		1983-89	<b>SA16</b>	Tapered Roller Bearing	

**SAPORO**

<b>Front</b>	Inner	1978-83	<b>SA06</b>	Tapered Roller Bearing	
	Outer	1978-83	<b>SA02</b>	Tapered Roller Bearing	
<b>Rear</b>		1978-83	<b>SARW128R</b>	Ball Roller Bearing	

**SCAMP**

<b>Front</b>		1983	<b>FW500K</b>	Generation 2	
		1983	<b>SAB39</b>	Generation 1	

**SUNDANCE**

<b>Front</b>	1987-88	4 Stud Hub Assembly	<b>FW501K</b>	Generation 2	
		5 Stud Hub Assembly	<b>FW502K</b>	Generation 2	
	1989-90		<b>FW502K</b>	Generation 2	
			<b>SAB42</b>	Generation 1	
	1991-94		<b>FW975</b>	Generation 3	
<b>Rear</b>	Inner	1987-94	<b>SA39</b>	Tapered Roller Bearing	
	Outer	1987-94	<b>SA16</b>	Tapered Roller Bearing	

**TURISMO**

<b>Front</b>		1983-85	<b>FW500K</b>	Generation 2	
			<b>SAB39</b>	Generation 1	
<b>Rear</b>	Inner	1983-85	<b>SA39</b>	Tapered Roller Bearing	
	Outer	1983-85	<b>SA16</b>	Tapered Roller Bearing	

**VOLARE**

<b>Front</b>	Inner	1978-80	Front Disc Brakes	<b>SA17</b>	Tapered Roller Bearing
	Outer	1978-80	Front Disc Brakes	<b>SA02</b>	Tapered Roller Bearing
<b>Rear</b>		1976-80	10" Brake Shoe, 7.25" Ring Gear	<b>SARWC35YYR</b>	Ball Roller Bearing
			8.25" Ring Gear	<b>SA6408</b>	Cylindrical Roller Bearing

**PLYMOUTH LIGHT TRUCK, SUV & VAN**

**ARROW**

<b>Front</b>	Inner	1979-82	Standard Cab Pickup	<b>SA05</b>	Tapered Roller Bearing
	Outer	1979-82	Standard Cab Pickup	<b>SA03</b>	Tapered Roller Bearing
<b>Rear</b>		1979-82	Standard Cab Pickup	<b>SA30208A</b>	Tapered Roller Bearing

# PLYMOUTH PASSENGER CAR

APPLICATIONS

POSITION	YEAR	APPLICATION	PART NO.	PART TYPE	NOTES	
<b>GRAND VOYAGER</b>						
<b>Front</b>	1988-90	14" Wheels, 4 Stud Hub Assembly	<b>FW501K</b>	Generation 2		
		14" Wheels, 5 Stud Hub Assembly	<b>FW502K</b>	Generation 2		
		FWD, 14" Wheels	<b>SAB42</b>	Generation 1		
	1989-95	FWD, 15" Wheels	<b>FW974K</b>	Generation 3		
	1991-95	FWD, 14" Wheels	<b>FW975</b>	Generation 3		
	1996-00	FWD, 14" Wheels	<b>FW9122</b>	Generation 3		
		FWD, 15" Wheels	<b>FW9123</b>	Generation 3		
<b>Rear</b>	1991-95	AWD	<b>RW8125</b>	Generation 3		
	1996-00	AWD	<b>RW8157</b>	Generation 3		
		FWD, 14" Wheels	<b>RW8155</b>	Generation 3		
		FWD, 15" Wheels	<b>RW8156</b>	Generation 3		
	Inner	1988-95	FWD	<b>SA17</b>	Tapered Roller Bearing	
	Outer	1988-95	FWD	<b>SA16</b>	Tapered Roller Bearing	

## PB100

<b>Front</b>	Inner	1975-80	3000 & 3300 lb. Axles, 5 Stud Hub Assembly	<b>SA17</b>	Tapered Roller Bearing
			3800 & 4000 lb. Axles, 8 Stud Hub Assembly	<b>SA35</b>	Tapered Roller Bearing
	1978-80	3300 & 3600 lb. Axles, 8 Stud Hub Assembly	<b>SA18</b>	Tapered Roller Bearing	
<b>Outer</b>	1975-80		3000 & 3300 lb. Axles, 5 Stud Hub Assembly	<b>SA16</b>	Tapered Roller Bearing
			3800 & 4000 lb. Axles, 8 Stud Hub Assembly	<b>15101-15245</b>	Tapered Roller Bearing
	1978-80	3300 & 3600 lb. Axles, 8 Stud Hub Assembly	<b>SA16</b>	Tapered Roller Bearing	
<b>Rear</b>		1978-80		<b>SA6408</b>	Cylindrical Roller Bearing

## PB150, PB250

<b>Front</b>	Inner	1981-83	3000 & 3300 lb. Axles, 5 Stud Hub Assembly	<b>SA17</b>	Tapered Roller Bearing	
			3300 & 3600 lb. Axles, 8 Stud Hub Assembly	<b>SA18</b>	Tapered Roller Bearing	
			3800 & 4000 lb. Axles, 8 Stud Hub Assembly	<b>SA35</b>	Tapered Roller Bearing	
	<b>Outer</b>	1981-83		3000 & 3300 lb. Axles, 5 Stud Hub Assembly	<b>SA16</b>	Tapered Roller Bearing
				3300 & 3600 lb. Axles, 8 Stud Hub Assembly	<b>SA16</b>	Tapered Roller Bearing
				3800 & 4000 lb. Axles, 8 Stud Hub Assembly	<b>15101-15245</b>	Tapered Roller Bearing
<b>Rear</b>		1981-83		<b>SA6408</b>	Cylindrical Roller Bearing	

## PB200

<b>Front</b>	Inner	1975-80	3000 & 3300 lb. Axles, 5 Stud Hub Assembly	<b>SA17</b>	Tapered Roller Bearing
			3800 & 4000 lb. Axles, 8 Stud Hub Assembly	<b>SA35</b>	Tapered Roller Bearing
		1978-80	3300 & 3600 lb. Axles, 8 Stud Hub Assembly	<b>SA18</b>	Tapered Roller Bearing

POSITION	YEAR	APPLICATION	PART NO.	PART TYPE	NOTES
<b>PB200</b>					
<b>Front</b>	Outer	1975-80	3000 & 3300 lb. Axles, 5 Stud Hub Assembly	SA16	Tapered Roller Bearing
			3800 & 4000 lb. Axles, 8 Stud Hub Assembly	15101-15245	Tapered Roller Bearing
		1978-80	3300 & 3600 lb. Axles, 8 Stud Hub Assembly	SA16	Tapered Roller Bearing
<b>Rear</b>	1975-80	8.25"-8.375" Ring Gears	SA6408	Cylindrical Roller Bearing	
<b>PB300</b>					
<b>Rear</b>	1975-80	9.25" Ring Gear	SA6408	Cylindrical Roller Bearing	
<b>PB350</b>					
<b>Front</b>	Inner	1981-83	3000 & 3300 lb. Axles, 5 Stud Hub Assembly	SA17	Tapered Roller Bearing
			3600 Axle Weight, 8 Stud Hub Assembly	SA18	Tapered Roller Bearing
			3800 & 4000 lb. Axles, 8 Stud Hub Assembly	SA35	Tapered Roller Bearing
	Outer	1981-83	3000 & 3300 lb. Axles, 5 Stud Hub Assembly	SA16	Tapered Roller Bearing
			3600 lb. Axle, 8 Stud Hub Assembly	SA16	Tapered Roller Bearing
			3800 & 4000 lb. Axles, 8 Stud Hub Assembly	15101-15245	Tapered Roller Bearing
<b>Rear</b>	1981-83	9.25" Ring Gear	SA6408	Cylindrical Roller Bearing	
		Spicer 60 & 70 Axles, 12"x2.5" Brake Shoe	SA38	Tapered Roller Bearing	
	Inner	1981-83	Spicer 60 & 70 Axles, 9000 lb. G.V.W., 12"x3" Brake Shoe	28682-28622	Tapered Roller Bearing
	Outer	1981-83	Spicer 60 & 70 Axles, 9000 lb. G.V.W., 12"x3" Brake Shoe	SA38	Tapered Roller Bearing
<b>TRAILDUSTER</b>					
<b>Front</b>	Inner	1974-81	RWD, 3000 & 3300 lb. Axles	SA17	Tapered Roller Bearing
			RWD, 3600lb Axle Weight	SA18	Tapered Roller Bearing
	Outer	1978-81	4WD	SA35	Tapered Roller Bearing
			RWD, 3000 & 3300 & 3600 lb. Axles	SA16	Tapered Roller Bearing
<b>Rear</b>	1978-81		SA6408	Cylindrical Roller Bearing	
<b>VOYAGER</b>					
<b>Front</b>	1984-87	4 Stud Hub Assembly	FW501K	Generation 2	
		5 Stud Hub Assembly	FW502K	Generation 2	
	1984-88	FWD	SAB42	Generation 1	
	1988-90	14" Wheels, 4 Stud Hub Assembly	FW501K	Generation 2	
		14" Wheels, 5 Stud Hub Assembly	FW502K	Generation 2	
	1989-90	FWD, 14" Wheels	SAB42	Generation 1	
	1989-95	FWD, 15" Wheels	FW974K	Generation 3	
	1991	15" Wheels	FW974K	Generation 3	
	1991-95	FWD, 14" Wheels	FW975	Generation 3	
	1996-00	FWD, 14" Wheels	FW9122	Generation 3	
		FWD, 15" Wheels	FW9123	Generation 3	

# PLYMOUTH LIGHT TRUCK, SUV & VAN

POSITION	YEAR	APPLICATION	PART NO.	PART TYPE	NOTES
<b>VOYAGER <i>Continued</i></b>					
Rear	1991-95	AWD	RW8125	Generation 3	
	1996-00	AWD	RW8157	Generation 3	
		FWD, 14" Wheels	RW8155	Generation 3	
		FWD, 15" Wheels	RW8156	Generation 3	
Inner	1984-95	FWD	SA17	Tapered Roller Bearing	
Outer	1984-95	FWD	SA16	Tapered Roller Bearing	

## PONTIAC PASSENGER CAR

### 6000

Front	1982-89	FWD, Light Duty Brakes, 9.68" Rotor	FW911K	Generation 3	
	1983-89	FWD, Heavy Duty Brakes, 10.25" Diameter Rotor	FW916K	Generation 3	
		1990-91	FWD	FW916K	Generation 3
Rear	1982-89	FWD, Light Duty Brakes, 9.68" Rotor	RW903	Generation 3	
	1983-87	Heavy Duty Brakes	RW8245	Generation 3	
	1986-88	FWD, 2-Wheel ABS, 10.25" Diameter Rotor	RW939	Generation 3	
		1988-90	AWD	FW916K	Generation 3
	1988-89	FWD, Heavy Duty Brakes	RW8245	Generation 3	
	1990	FWD	RW8245	Generation 3	
	1991		RW8245	Generation 3	

### BONNEVILLE

Front	1987	FWD	FW916K	Generation 3		
	1988-91		FW916K	Generation 3		
	1992	Non-ABS	FW988	Generation 3		
	1992-99	4-Wheel ABS	FW987	Generation 3		
	2000		FW9121	Generation 3		
	2001	4-Wheel ABS	FW9121	Generation 3		
	2002-03		FW9121	Generation 3		
	2004	SE	FW9121	Generation 3		
	2004-05	GXP, SLE, FWD	FW9121	Generation 3		
	Inner	1979-86		SA06	Tapered Roller Bearing	
		1987	RWD	SA06	Tapered Roller Bearing	
	Outer	1979-81		SA03	Tapered Roller Bearing	
		1982-86		SA34	Tapered Roller Bearing	
1987		RWD	SA34	Tapered Roller Bearing		
Rear	1977-81	Chevrolet Axle, 7.50"-8.50" Ring Gear	SA5707	Cylindrical Roller Bearing		
		P Axle w/8.875" Ring Gear & 11"x2" Brakes	SA6408	Cylindrical Roller Bearing		
	1982-86		SA5707	Cylindrical Roller Bearing		
	1987	FWD, 4-Wheel ABS	RW941	Generation 3		
		FWD, Non-ABS	RW8245	Generation 3		
	1988-90	4-Wheel ABS	RW941	Generation 3		
	1988-92	Non-ABS	RW8245	Generation 3		
	1991-99	4-Wheel ABS	RW962	Generation 3		
	2000-03		RW803	Generation 3		
	2004-05	GXP, SLE	RW8237	Generation 3		

POSITION	YEAR	APPLICATION	PART NO.	PART TYPE	NOTES	
<b>CATALINA</b>						
<b>Front</b>	Inner	1977-81	<b>SA06</b>	Tapered Roller Bearing		
	Outer	1978-81	<b>SA03</b>	Tapered Roller Bearing		
<b>Rear</b>		1971-81 Pontiac Axle, 8.50" Thru 8.875" Ring Gear	<b>SA6408</b>	Cylindrical Roller Bearing		
		1977-81 Chevrolet Axle, 7.50"-8.50" Ring Gear	<b>SA5707</b>	Cylindrical Roller Bearing		
<b>FIERO</b>						
<b>Front</b>	Inner	1984-87	<b>SA04</b>	Tapered Roller Bearing		
	Outer	1984-87	<b>SA01</b>	Tapered Roller Bearing		
<b>Rear</b>		1984-88	<b>FW911K</b>	Generation 3		
<b>FIREBIRD</b>						
<b>Front</b>		1993-02	<b>FW990</b>	Generation 3		
	Inner	1967-92	<b>SA06</b>	Tapered Roller Bearing		
	Outer	1979-81	<b>SA03</b>	Tapered Roller Bearing		
		1982-87	<b>SA34</b>	Tapered Roller Bearing		
		1988-92	1LE Performance Package Except 1LE Performance Package	<b>SA03</b> <b>SA34</b>	Tapered Roller Bearing Tapered Roller Bearing	
<b>Rear</b>		1970-84	<b>SA5707</b>	Cylindrical Roller Bearing		
		1985-91 7.625" Ring Gear	<b>SA5707</b>	Cylindrical Roller Bearing		
		1992-02	<b>SA5707</b>	Cylindrical Roller Bearing		
<b>FIREFLY</b>						
<b>Front</b>		1985 2nd Design, Canadian Model	<b>SA6007-2RS</b>	Ball Roller Bearing		
		1986-88 Canadian Model	<b>SA6007-2RS</b>	Ball Roller Bearing		
	Inner	1989-90		<b>SA0001</b>	Generation 1	
		1991	Canadian Model	<b>SA0001</b>	Generation 1	
		1994-99	Canadian Model	<b>SA0001</b>	Generation 1	
<b>G3</b>						
<b>Front</b>		2009	<b>SAB35</b>	Generation 1		
<b>G5</b>						
<b>Front</b>		2007-09 4-Wheel ABS, 4 Stud Hub	<b>FW9204</b>	Generation 3		
		4-Wheel ABS, 5 Stud Hub	<b>FW9206</b>	Generation 3		
		Non-ABS	<b>FW9205</b>	Generation 3		
<b>Rear</b>		2007-09 4-Wheel ABS, 4 Stud Hub	<b>RW8247</b>	Generation 3		
		Non-ABS	<b>RW8248</b>	Generation 3		
<b>G6</b>						
<b>Front</b>		2005-09 4-Wheel ABS	<b>FW9214</b>	Generation 3		
		Non-ABS	<b>FW9215</b>	Generation 3		
<b>Rear</b>		2005-09 Non-ABS	<b>RW8287</b>	Generation 3		

# PONTIAC PASSENGER CAR

POSITION	YEAR	APPLICATION	PART NO.	PART TYPE	NOTES
<b>GRAND AM</b>					
Front	1985-98		FW917K	Generation 3	
	1999-05		FW9137	Generation 3	
Inner	1978-80		SA06	Tapered Roller Bearing	
Outer	1979-80		SA03	Tapered Roller Bearing	
Rear	1978-80	C, G & K Axles w/8.50" Ring Gear, 7.50" Ring Gear	SA5707	Cylindrical Roller Bearing	
	1985-91	Non-ABS	RW912	Generation 3	
	1991	4-Wheel ABS	RW801	Generation 3	
	1992-98		RW801	Generation 3	
	1999-00	GT	RW8152	Generation 3	
		SE	RW803	Generation 3	
	2001-05		RW8152	Generation 3	

## GRAND PRIX

Front	1988-96		FW964K	Generation 3	
	1997-00		FW9121	Generation 3	
	2001	4-Wheel ABS	FW9121	Generation 3	
	2002		FW9121	Generation 3	
	2003	4-Wheel ABS, Front Disc Brakes, Rear Drum Brakes	FW9121	Generation 3	
	2003	Non-ABS, Rear Drum Brakes	FW9160	Generation 3	
	2004-08	4-Wheel ABS	FW9121	Generation 3	
		Non-ABS	FW9203	Generation 3	
Inner	1968-87		SA06	Tapered Roller Bearing	
Outer	1979-81		SA03	Tapered Roller Bearing	
	1982-87		SA34	Tapered Roller Bearing	
Rear	1978-87		SA5707	Cylindrical Roller Bearing	
	1988-91	4-Wheel ABS	RW942	Generation 3	
	1988-96	Non-ABS	RW8245	Generation 3	
	1992-96	4-Wheel ABS	RW804	Generation 3	
	1997-02		RW8237	Generation 3	
	2003	Non-ABS	RW8221	Generation 3	
	2003-08	4-Wheel ABS	RW8237	Generation 3	
	2004-08	Non-ABS	RW8245	Generation 3	

## GTO

Front	Left	2004-06	FW9217	Generation 3	
	Right	2004-06	FW9218	Generation 3	
Rear		2004-06	SA1020	Generation 1	

## J2000

Front	1984	2nd Design, 12mm Hole in Mounting Flange	FW917K	Generation 3	
	1986		FW917K	Generation 3	
Rear	1982-84	Non-ABS	RW912	Generation 3	
	1986	Non-ABS	RW912	Generation 3	



POSITION	YEAR	APPLICATION	PART NO.	PART TYPE	NOTES
<b>LEMANS</b>					
<b>Front</b>	1988		<b>SAB35</b>	Generation 1	
	1989-90	L4, 1.6L	<b>SAB35</b>	Generation 1	
		L4, 2.0L	<b>FW9113</b>	Generation 1	
	1991-93		<b>SAB35</b>	Generation 1	
Inner	1963-81		<b>SA06</b>	Tapered Roller Bearing	
Outer	1979-81		<b>SA03</b>	Tapered Roller Bearing	
<b>Rear</b>	1978-81		<b>SA5707</b>	Cylindrical Roller Bearing	
	Inner	1988-93	<b>SA15</b>	Tapered Roller Bearing	
	Outer	1988-93	<b>SA01</b>	Tapered Roller Bearing	

**OPTIMA**

<b>Rear</b>	Inner	1989-91	Canadian Model	<b>SA15</b>	Tapered Roller Bearing
	Outer	1989-91	Canadian Model	<b>SA01</b>	Tapered Roller Bearing

**PARISIENNE**

<b>Front</b>	Inner	1979-86	Safari	<b>SA06</b>	Tapered Roller Bearing
	Outer	1979-86	Safari	<b>SA03</b>	Tapered Roller Bearing
<b>Rear</b>	1976-81	Pontiac Axle, 8.50" Thru 8.875" Ring Gear		<b>SA6408</b>	Cylindrical Roller Bearing
	1977-81	Chevrolet Axle, 7.50"-8.50" Ring Gear		<b>SA5707</b>	Cylindrical Roller Bearing
	1982-86	Sedan		<b>SA5707</b>	Cylindrical Roller Bearing
	1982-86	Wagon		<b>SA6408</b>	Cylindrical Roller Bearing

**PHOENIX**

<b>Front</b>	1980-84		<b>FW911K</b>	Generation 3
<b>Rear</b>	1980-84		<b>RW912</b>	Generation 3

**PURSUIT**

<b>Front</b>	2005-06	4-Wheel ABS, 4 Stud Hub	<b>FW9204</b>	Generation 3
		4-Wheel ABS, 5 Stud Hub	<b>FW9206</b>	Generation 3
		Non-ABS, Canadian Model	<b>FW9205</b>	Generation 3
<b>Rear</b>	2005-06	4-Wheel ABS, 4 Stud Hub	<b>RW8247</b>	Generation 3
		4-Wheel ABS, 5 Stud Hub	<b>RW8250</b>	Generation 3
		Non-ABS, Canadian Model	<b>RW8248</b>	Generation 3

**SAFARI**

<b>Rear</b>	1987	Wagon, 3.23 Rear Axle ratio	<b>SA5707</b>	Cylindrical Roller Bearing
	1987-89	Wagon	<b>SA6408</b>	Cylindrical Roller Bearing

**SOLSTICE**

<b>Front</b>	2006-09	4-Wheel ABS	<b>FW9259</b>	Generation 3
		Non-ABS	<b>FW9260</b>	Generation 3
<b>Rear</b>	2006-09	4-Wheel ABS	<b>FW9259</b>	Generation 3
		Non-ABS	<b>FW9260</b>	Generation 3

## PONTIAC PASSENGER CAR

POSITION	YEAR	APPLICATION	PART NO.	PART TYPE	NOTES
<b>SUNBIRD</b>					
Front	1986-94		FW917K	Generation 3	
	Inner 1976-80		SA06	Tapered Roller Bearing	
	Outer 1976-80		SA01	Tapered Roller Bearing	
Rear	1976-80		SA5707	Cylindrical Roller Bearing	
	1986-91		RW912	Generation 3	
	1992-94		RW801	Generation 3	

### SUNBURST

Front	1985-88	Non-Turbo, Canadian Model	SAB35	Generation 1	
Rear	Inner 1985-88	Canadian Model	SA04	Tapered Roller Bearing	
	Outer 1985-88	Canadian Model	SA01	Tapered Roller Bearing	

### SUNFIRE

Front	1995-05		FW917K	Generation 3	
Rear	1995-02		RW801	Generation 3	
	2003-05	4-Wheel ABS	RW801	Generation 3	
		L4, 2.2L,	RW912	Generation 3	

### T1000

Front	Inner 1981-87		SA04	Tapered Roller Bearing	
	Outer 1981-87		SA01	Tapered Roller Bearing	

### TEMPEST

Front	1987-91	Canadian Model	FW917K	Generation 3	
Rear	1987-91	Canadian Model	RW912	Generation 3	

### VIBE

Front	2003-09		SA0070	Generation 1	
Rear	2003-08	FWD, 4-Wheel ABS	RW8217	Generation 3	
		FWD, Non-ABS	RW8218	Generation 3	

### WAVE, WAVE5

Front	2004-08	Canadian Model	SAB35	Generation 1	
-------	---------	----------------	-------	--------------	--

## PONTIAC LIGHT TRUCK, SUV & VAN

### AZTEK

Front	2001-05	AWD	FW9121	Generation 3	
	2001-05	4-Wheel ABS	FW9121	Generation 3	
	2003-05	Non-ABS, FWD	FW9203	Generation 3	
Rear	2001-05	FWD, 4-Wheel ABS	RW8237	Generation 3	
	2003-05	FWD, Non-ABS	RW8221	Generation 3	

POSITION	YEAR	APPLICATION	PART NO.	PART TYPE	NOTES	
<b>MONTANA</b>						
<b>Front</b>	2005	SV6, AWD	FW9121	Generation 3		
	2006	SV6, AWD	FW9236	Generation 3		
	1999-00	FWD	FW9121	Generation 3		
	2001	4-Wheel ABS	FW9121	Generation 3		
	2002	FWD	FW9121	Generation 3		
	2003-04	FWD, 4-Wheel ABS	FW9121	Generation 3		
		FWD, Non-ABS	FW9160	Generation 3		
	2005	Base, FWD, 4-Wheel ABS	FW9121	Generation 3		
		Base, FWD, Non-ABS	FW9160	Generation 3		
		SV6	FW9121	Generation 3		
	2006	SV6, FWD	FW9236	Generation 3		
	<b>Rear</b>	2007-09	4-Wheel ABS, Canada Only, SV6	FW9236	Generation 3	
		1999-04	FWD, Rear Disc Brakes	RW8237	Generation 3	
FWD, Rear Drum Brakes			RW878	Generation 3		
2001-04		AWD	FW9121	Generation 3		
2005		Base, AWD	FW9121	Generation 3		
		Base, FWD, Rear Drum Brakes	RW878	Generation 3		
		SV6, FWD, Independent Rear Suspension, Triangular Shaped Flange	RW8246	Generation 3		
		SV6, FWD, Except Independent Rear Suspension, w/ Rectangular Flange	RW8237	Generation 3		
2006-09		SV6, FWD, 4-Wheel ABS	RW8308	Generation 3		
		SV6, FWD, Non-ABS	RW8309	Generation 3		

APPLICATIONS

**TORRENT**

<b>Front</b>	2006	4-Wheel ABS	FW9189	Generation 3
		Non-ABS	FW9190	Generation 3
<b>Rear</b>	2006	4-Wheel ABS	RW8229	Generation 3
		Non-ABS	RW8230	Generation 3

**TRANSPORT**

<b>Front</b>	1990-91		FW916K	Generation 3
	1992-96		FW987	Generation 3
	1997-98		FW9121	Generation 3
<b>Rear</b>	1990-91		RW8245	Generation 3
	1992-96		RW878	Generation 3
	1997-98	Rear Disc Brakes	RW8237	Generation 3
		Rear Drum Brakes	RW878	Generation 3

**PORSCHE**

**911**

<b>Front</b>	1989	AWD	FW9106	Generation 1
	1990-05		FW9106	Generation 1
<b>Inner</b>	1965-88		SA06	Tapered Roller Bearing
	1989	RWD	SA06	Tapered Roller Bearing
<b>Outer</b>	1965-88		SA02	Tapered Roller Bearing
	1989	RWD	SA02	Tapered Roller Bearing
	1974-09		FW9180	Generation 1

POSITION	YEAR	APPLICATION	PART NO.	PART TYPE	NOTES
<b>924</b>					
<b>Front</b>	Inner	1977-82	4 Stud Hub Assembly	SA06	Tapered Roller Bearing
			5 Stud Hub Assembly	SA15	Tapered Roller Bearing
		1987-88		SA06	Tapered Roller Bearing
Outer	1977-82	4 Stud Hub Assembly	SA02	Tapered Roller Bearing	
		5 Stud Hub Assembly	SA01	Tapered Roller Bearing	
		1987-88		SA02	Tapered Roller Bearing
<b>Rear</b>		1987-88	FW9180	Generation 1	
	Inner	1977-82	SA6206	Ball Roller Bearing	

<b>928</b>					
<b>Front</b>	Inner	1978-91		SA17	Tapered Roller Bearing
		1993-95		SA17	Tapered Roller Bearing
Outer	1978-86		SA16	Tapered Roller Bearing	
		1987-91	SA03	Tapered Roller Bearing	
		1993-95	SA03	Tapered Roller Bearing	

<b>944</b>					
<b>Front</b>	Inner	1983-86		SA06	Tapered Roller Bearing
		1987-91		SA17	Tapered Roller Bearing
Outer	1983-86		SA02	Tapered Roller Bearing	
		1987-91	SA03	Tapered Roller Bearing	
<b>Rear</b>		1983-91	FW9180	Generation 1	

<b>968</b>					
<b>Front</b>	Inner	1992-95		SA17	Tapered Roller Bearing
	Outer	1992-95		SA03	Tapered Roller Bearing
<b>Rear</b>		1992-95	FW9180	Generation 1	

<b>BOXSTER</b>					
<b>Front</b>		1997-06		FW9106	Generation 1
<b>Rear</b>		1997-99		FW9106	Generation 1
		2000-03	Roadster	FW9106	Generation 1
		2004-06	Base	FW9106	Generation 1

<b>CAYENNE</b>					
		2003-09		SA0082	Generation 1 *

## RENAULT

<b>ALLIANCE</b>					
<b>Front</b>		1983-87		SAB31	Generation 1
<b>Rear</b>		1983-87		RW901	Generation 1

<b>ALLIANCE GTA</b>					
<b>Rear</b>		1987		RW901	Generation 1

**NOTE** \* Refer to part number in Buyers Guide for details.

POSITION	YEAR	APPLICATION	PART NO.	PART TYPE	NOTES
<b>ENCORE</b>					
Front	1984-86		SAB31	Generation 1	
Rear	1984-86		RW901	Generation 1	
<b>FUEGO</b>					
Rear	Inner	1982 L4, 1.6L, Non-Turbo, To Chassis #18400	SA30205A	Tapered Roller Bearing	
		1982-83 L4, 1.6L, Turbo, To Chassis #12800	SA30205A	Tapered Roller Bearing	
<b>LECAR</b>					
Rear	Inner	1977-84 From Chassis #9617	SA32005X	Tapered Roller Bearing	
		From Chassis #R1229	SA32005X	Tapered Roller Bearing	
		From Chassis #R1399	SA32005X	Tapered Roller Bearing	
<b>R18</b>					
Rear	Inner	1981	SA30205A	Tapered Roller Bearing	
	Outer	1981	SA30204A	Tapered Roller Bearing	
<b>R18I</b>					
Rear	Inner	1981-83	SA30205A	Tapered Roller Bearing	
<b>ROLLS ROYCE</b>					
<b>CAMARGUE</b>					
Front	Inner	1975-87	LM29749-710J22R	Tapered Roller Bearing	
	Outer	1975-87	SA04	Tapered Roller Bearing	
Rear	Outer	1975-87	18690-18620	Tapered Roller Bearing	
<b>CORNICHE</b>					
Front	Inner	1971-85	LM29749-710J22R	Tapered Roller Bearing	
	Outer	1971-85	SA04	Tapered Roller Bearing	
Rear	Outer	1971-85	18690-18620	Tapered Roller Bearing	
<b>CORNICHE II</b>					
Front	Inner	1986-88	LM29749-710J22R	Tapered Roller Bearing	
	Outer	1986-88	SA04	Tapered Roller Bearing	
Rear	Outer	1986-88	18690-18620	Tapered Roller Bearing	
<b>SILVER SHADOW II, SILVER WRAITH II</b>					
Front	Inner	1977-80	LM29749-710J22R	Tapered Roller Bearing	
	Outer	1977-80	SA04	Tapered Roller Bearing	
Rear	Outer	1977-80	18690-18620	Tapered Roller Bearing	

POSITION	YEAR	APPLICATION	PART NO.	PART TYPE	NOTES
<b>SILVER SPUR</b>					
<b>Front</b>	Inner	1981-88	LM29749-710J22R	Tapered Roller Bearing	
	Outer	1981-88	SA04	Tapered Roller Bearing	
<b>Rear</b>	Outer	1981-88	18690-18620	Tapered Roller Bearing	

## SAAB

### 9-2X

<b>Front</b>		2005-06		FW308	Generation 1
<b>Rear</b>	Inner	2005-06	Aero	RW403	Generation 1
			Linear	RW9248	Generation 1

### 9-3

<b>Front</b>		1999-02		SA0052	Generation 1
		2003	Convertible	SA0052	Generation 1
		2003-09		FW9191	Generation 3
<b>Rear</b>		1999-02		RW8145	Generation 3
		2003	Convertible	RW8145	Generation 3
		2003-09		RW8307	Generation 3

### 9-5

<b>Front</b>		1999-01		SA0052	Generation 1
		2002-09		FW9192	Generation 3
<b>Rear</b>		1999-09		RW8232	Generation 3

### 9-7X

<b>Front</b>		2005-09		FW9188	Generation 3
<b>Rear</b>		2005-09		RW967	Cylindrical Roller Bearing

### 99

<b>Front</b>	Inner	1969-80	Non-Turbo	LM29749-710J22R	Tapered Roller Bearing
<b>Rear</b>		1974-80		SA04	Tapered Roller Bearing

### 900

<b>Front</b>		1981-93		FW9106	Generation 1
		1994-98		SA0052	Generation 1
<b>Rear</b>		1994-98		RW8145	Generation 3
	Inner	1979-85		SA17	Tapered Roller Bearing
	Outer	1979-85		SA16	Tapered Roller Bearing

### 9000

<b>Front</b>		1990-98		FW9126	Generation 3
--------------	--	---------	--	--------	--------------

POSITION	YEAR	APPLICATION	PART NO.	PART TYPE	NOTES
<b>SATURN PASSENGER CAR</b>					
<b>AURA</b>					
Front	2007-09	4-Wheel ABS	FW9214	Generation 3	
		Non-ABS	FW9215	Generation 3	
Rear	2007-09	Non-ABS	RW8287	Generation 3	
<b>ION</b>					
Front	2003	Coupe, Sedan, 4-Wheel ABS	FW9204	Generation 3	
		Coupe, Sedan, Non-ABS	FW9205	Generation 3	
	2004-07	Coupe, Sedan, 4-Wheel ABS	FW9204	Generation 3	
		Coupe, Sedan, Non-ABS	FW9205	Generation 3	
		Red Line	FW9206	Generation 3	
Rear	2003-07	4-Wheel ABS	RW8247	Generation 3	
		Non-ABS	RW8248	Generation 3	
	2004-07	Red Line	RW8250	Generation 3	
<b>L-SERIES(L100,L200,L300,LS1,LS2)</b>					
Front	2000-05		SA0052	Generation 1	
Rear	2000-05	4-Wheel ABS	RW8238	Generation 3	
		Non-ABS	RW8239	Generation 3	
<b>SC</b>					
Front	1991-92		FW5513K	Generation 2	
			SA0024	Generation 1	
Rear	1991-92	4-Wheel ABS	RW802	Generation 3	
		Non-ABS	RW800	Generation 3	
<b>SC1, SC2</b>					
Front	1993		FW5513K	Generation 2	
	1993-02		SA0024	Generation 1	
	1994-02		FW5514K	Generation 2	
Rear	1993-02	4-Wheel ABS	RW802	Generation 3	
	1993-02	Non-ABS	RW800	Generation 3	
<b>SKY</b>					
	2007-09	4-Wheel ABS	FW9259	Generation 3	
<b>SL, SL1, SL2</b>					
Front	1991-93		FW5513K	Generation 2	
	1991-02		SA0024	Generation 1	
	1994-02		FW5514K	Generation 2	
Rear	1991-02	4-Wheel ABS	RW802	Generation 3	
		Non-ABS	RW800	Generation 3	

**SATURN PASSENGER CAR**

APPLICATIONS

POSITION	YEAR	APPLICATION	PART NO.	PART TYPE	NOTES
<b>SW1, SW2</b>					
Front	1993		FW5513K	Generation 2	
	1993-01		SA0024	Generation 1	
	1994-01		FW5514K	Generation 2	
Rear	1993-01	4-Wheel ABS	RW802	Generation 3	
	1993-01	Non-ABS	RW800	Generation 3	

**SATURN LIGHT TRUCK, SUV & VAN****OUTLOOK**

	2007-09		FWF112	Generation 3	
--	---------	--	--------	--------------	--

**RELAY**

Front	2006-07	AWD	FW9236	Generation 3	
	2005		FW9121	Generation 3	
	2006-07	FWD, 4-Wheel ABS	FW9236	Generation 3	
Rear	2005	AWD	FW9121	Generation 3	
	2006-07	FWD, 4-Wheel ABS	RW8308	Generation 3	
		FWD, Non-ABS	RW8309	Generation 3	

**RELAY-2, RELAY-3**

Rear	2005	FWD, Except Independent Rear Suspension, w/ Rectangular Flange	RW8237	Generation 3	
		FWD, Independent Rear Suspension, Triangular Shaped Flange	RW8246	Generation 3	

**VUE**

Front	2002-07	4-Wheel ABS	FW9189	Generation 3	
		Non-ABS	FW9190	Generation 3	
Rear	2002-07	4-Wheel ABS	RW8229	Generation 3	
		Non-ABS	RW8230	Generation 3	

**SCION****TC**

Front	2005-09		SA0070	Generation 1	
Rear	2005-09		RW8329	Generation 3	

**XA**

Front	2004-06		SA0062	Generation 1	
Rear	2004-06		RW8209	Generation 3	



POSITION	YEAR	APPLICATION	PART NO.	PART TYPE	NOTES
<b>XB</b>					
Front	2004-06		SA0062	Generation 1	
	2008-09		FW9257	Generation 3	
Rear	2004-06		RW8209	Generation 3	

**SUBARU PASSENGER CAR**

<b>DL</b>					
Front	1974-89		SA6207-J22R	Ball Roller Bearing	
Rear	1979-84	4WD	RW956	Generation 1	
	Inner	1975-84	FWD	SA30206A	Tapered Roller Bearing
		1985-87		SA30206A	Tapered Roller Bearing
	1988-89	FWD	SA30206A	Tapered Roller Bearing	
Outer	1974-89	FWD	SA30204A	Tapered Roller Bearing	

<b>FORESTER</b>					
Front	1998-08		FW308	Generation 1	
Rear	1998-08		SA1023	Generation 1	

<b>GL</b>					
Front	1979-89		SA6207-J22R	Ball Roller Bearing	
Rear	1979-84	4WD	RW956	Generation 1	
	Inner	1979-84	FWD	SA30206A	Tapered Roller Bearing
		1985-87		SA30206A	Tapered Roller Bearing
	1988-89	FWD	SA30206A	Tapered Roller Bearing	
Outer	1979-89	FWD	SA30204A	Tapered Roller Bearing	

<b>GL-10</b>					
Front	1985-89		SA6207-J22R	Ball Roller Bearing	
Rear	Inner	1985-89	SA30206A	Tapered Roller Bearing	
	Outer	1985-89	SA30204A	Tapered Roller Bearing	

<b>GLF</b>					
Front	1980-82		SA6207-J22R	Ball Roller Bearing	
Rear	1980-82	4WD	RW956	Generation 1	
	Inner	1980-82	SA30206A	Tapered Roller Bearing	
Outer	1980-82	FWD	SA30204A	Tapered Roller Bearing	

<b>IMPREZA</b>					
Front	1993-07		FW308	Generation 1	
Rear	1993-95	FWD, Non-ABS	RW836	Generation 2	
	2007	2.5i, WRX	RW9248	Generation 1	

# SUBARU PASSENGER CAR

POSITION	YEAR	APPLICATION	PART NO.	PART TYPE	NOTES
<b>IMPREZA <i>Continued</i></b>					
<b>Rear</b>	Inner	1993-95	AWD	RW9248	Generation 1
		1996-01		RW9248	Generation 1
		2002-05	TS, Sedan	RW9248	Generation 1
		2002-06	RS, WRX, Sedan	RW9248	Generation 1
			WRX STI, Sedan	RW403	Generation 1
		2006	H4, 2.5L, TS, Sedan	RW9248	Generation 1
<b>JUSTY</b>					
<b>Front</b>	1987-88		SA6305	Ball Roller Bearing	
	1989-94		SA6206	Ball Roller Bearing	
<b>Rear</b>	Inner	1987-94	4WD	SA6305	Ball Roller Bearing
			FWD	SA30205A	Tapered Roller Bearing
	Outer	1987-90	FWD	SA30204A	Tapered Roller Bearing
			1988-94	4WD	SA6206
<b>LEGACY</b>					
<b>Front</b>	1990-04		FW308	Generation 1	
	2005-09		FW9220	Generation 3	
<b>Rear</b>	Inner	1990-96	FWD, Non-ABS	RW836	Generation 2
			2000-04	RW8183	Generation 2
			2005-09	RW8293	Generation 3
	Outer	1990-96	4WD	RW9248	Generation 1
			1997-99	RW9248	Generation 1
<b>LOYALE</b>					
<b>Front</b>	1990-94		SA6207-J22R	Ball Roller Bearing	
<b>Rear</b>	1990		4WD	RW956	Generation 1
	Inner	1990-93	FWD	SA30206A	Tapered Roller Bearing
	Outer	1990	FWD	SA30204A	Tapered Roller Bearing
<b>OUTBACK</b>					
<b>Front</b>	2000-04		FW308	Generation 1	
	2005-09		FW9220	Generation 3	
<b>Rear</b>	2000-04		RW8183	Generation 2	
	2005-09		RW8293	Generation 3	
<b>RX</b>					
<b>Front</b>	1986-89		SA6207-J22R	Ball Roller Bearing	
<b>Rear</b>	1986-89		4WD	RW956	Generation 1
	Inner	1986-87		SA30206A	Tapered Roller Bearing
<b>STANDARD</b>					
<b>Front</b>	1976-87		SA6207-J22R	Ball Roller Bearing	
<b>Rear</b>	1979-87		4WD	RW956	Generation 1
	Inner	1980-82	FWD	SA30206A	Tapered Roller Bearing
				SA30206A	Tapered Roller Bearing
	Outer	1976-87	FWD	SA30204A	Tapered Roller Bearing

POSITION	YEAR	APPLICATION	PART NO.	PART TYPE	NOTES
<b>SVX</b>					
Front	1992-97		FW307	Generation 1	
Rear	Inner	1992-97	RW403	Generation 1	
<b>XT</b>					
Front	1989-91		SA6207-J22R	Ball Roller Bearing	
Rear	1985-90	4WD	RW956	Generation 1	
	1988-90	XT6, 4WD	RW956	Generation 1	
Inner	1985-87		SA30206A	Tapered Roller Bearing	
	1988-91	FWD	SA30206A	Tapered Roller Bearing	
Outer	1985-90	FWD	SA30204A	Tapered Roller Bearing	

## SUBARU LIGHT TRUCK, SUV & VAN

<b>B9 TRIBECA</b>					
Front	2006-07		FW9239	Generation 3	
Rear	2006-07		RW8328	Generation 2	
<b>BAJA</b>					
Front	2003-06		FW308	Generation 1	
Rear	2004-06		RW8183	Generation 2	
<b>BRAT</b>					
Front	1978-87		SA6207-J22R	Ball Roller Bearing	
Rear	1979-87	4WD	RW956	Generation 1	
	Inner	1985-87	SA30206A	Tapered Roller Bearing	
<b>TRIBECA</b>					
Front	2008-09		FW9239	Generation 3	
Rear	2008-09		RW8328	Generation 2	

## SUZUKI PASSENGER CAR

<b>AERIO</b>					
Front	2002-07		SA0077	Generation 1	
Rear	2002-07	Non-ABS	RW8241	Generation 2	
<b>ESTEEM</b>					
Front	1995-02		SA0018	Generation 1	
Rear	1995-02	Non-ABS	RW8241	Generation 2	

## SUZUKI PASSENGER CAR

POSITION	YEAR	APPLICATION	PART NO.	PART TYPE	NOTES
<b>FORENZA</b>					
Front	2004-08		SA0052	Generation 1	
Rear	2005-08	4-Wheel ABS	RW8316	Generation 3	
		Non-ABS	RW8317	Generation 3	
<b>RENO</b>					
Front	2005-08		SA0052	Generation 1	
Rear	2005-08	4-Wheel ABS	RW8316	Generation 3	
		Non-ABS	RW8317	Generation 3	
<b>SWIFT</b>					
Front	1989-94	GT, GTI	SA0018	Generation 1	
	1995-01		SA0018	Generation 1	
Inner	1989-93	GLX	SA0001	Generation 1	
	1990	S	SA0001	Generation 1	
	1990-93	GL	SA0001	Generation 1	
	1990-94	GA, GS, L	SA0001	Generation 1	
	1995-01	Non-ABS	SA0001	Generation 1	
Rear	1989-94	GT, GTI	RW8182	Generation 2	
	1995-01	4-Wheel ABS	RW8204	Generation 2	
Inner	1989-93	GLX	SA6205-RS	Ball Roller Bearing	
	1990	S	SA6205-RS	Ball Roller Bearing	
Outer	1990-93	GL	SA6205-RS	Ball Roller Bearing	
	1990-94	GA, GS, L	SA6205-RS	Ball Roller Bearing	
	1995-01	Non-ABS	SA6205-RS	Ball Roller Bearing	
	1989-93	GLX	SA6204-RS	Ball Roller Bearing	
	1990	S	SA6204-RS	Ball Roller Bearing	
	1990-93	GL	SA6204-RS	Ball Roller Bearing	
	1990-94	GA, GS, L	SA6204-RS	Ball Roller Bearing	
1995-98		SA6204-RS	Ball Roller Bearing		
<b>SX4</b>					
Front	2008-09		SA0077	Generation 1	
Rear	2008-09	FWD	RW8241	Generation 2	
<b>VERONA</b>					
Front	2004-06	4-Wheel ABS	FW9250	Generation 3	
		Non-ABS	FW9251	Generation 3	
Rear	2004-06	4-Wheel ABS	RW8316	Generation 3	
		Non-ABS	RW8317	Generation 3	

## SUZUKI LIGHT TRUCK, SUV & VAN

<b>EQUATOR</b>					
Front	2009	4WD	FW765	Generation 3	
		RWD	FW764	Generation 3	
Rear	2009	Standard Transmission	SA10	Tapered Roller Bearing	

POSITION	YEAR	APPLICATION	PART NO.	PART TYPE	NOTES
----------	------	-------------	----------	-----------	-------

**GRAND VITARA**

Front	2001-05		FW9193	Generation 2	
Inner	1999-00		FW309	Generation 1	
Rear	1999-05		SA1024	Generation 1	

**SAMURAI**

Front	1986-95	4WD	FW304	Generation 1	
Rear	1985-95		SA1002	Generation 1	

**SIDEKICK**

Front Inner	1989-98		FW309	Generation 1	
Rear Inner	1989-98		SA1004	Generation 1	

**VITARA**

Front	2001-04		FW9193	Generation 2	
Inner	1999-00		FW309	Generation 1	
Rear	1999-04	Non-ABS	SA1024	Generation 1	

**X-90**

Front Inner	1996-98		FW309	Generation 1	
Rear Inner	1996-98		SA1004	Generation 1	

**XL-7**

Front	2002-06		FW9193	Generation 2	
Rear	2002-06		SA1030	Generation 1	

**TOYOTA PASSENGER CAR**

**AVALON**

Front	1995-03		SA0006	Generation 1	
	2004-09		SA0063	Generation 1	
Rear	1995-99	Non-ABS	RW809	Generation 2	
	2000-04	4-Wheel ABS	RW8310	Generation 3	
		Non-ABS	RW8311	Generation 3	
Left	2005-09		RW8206	Generation 3	
Right	2005-09		RW8207	Generation 3	

**CAMRY**

Front	1983-90	Non-ABS	FW506K	Generation 2	
		Non-ABS	FW202	Generation 1	
	1991	FWD, Vin.Codes SV21 & VZV21	FW506K	Generation 2	
		FWD, Vin.Codes SV21 & VZV21	FW202	Generation 1	
	1992-01	L4, 2.2L,	FW5508K	Generation 2	
	1992-03		SA0006	Generation 1	
		N6 Engine	FW5509K	Generation 2	

**TOYOTA PASSENGER CAR**

POSITION	YEAR	APPLICATION	PART NO.	PART TYPE	NOTES
<b>CAMRY</b>					
<b>Front</b>	2002-03	L4, 2.4L,	<b>FW5508K</b>	Generation 2	
	2004-09		<b>SA0063</b>	Generation 1	
<b>Rear</b>	1983-86	FWD	<b>RW922</b>	Generation 1	
	1987-91	FWD, Sedan	<b>RW922</b>	Generation 1	
		FWD, Wagon	<b>RW809</b>	Generation 2	
	1988-90	4WD, Sedan	<b>FW202</b>	Generation 1	
	1992-01	4-Wheel ABS	<b>RW8310</b>	Generation 3	
		Non-ABS	<b>RW809</b>	Generation 2	
	2002-07	Non-ABS	<b>RW8208</b>	Generation 3	
	Left	2002-09	4-Wheel ABS	<b>RW8206</b>	Generation 3
Right	2002-09	4-Wheel ABS	<b>RW8207</b>	Generation 3	

<b>CELICA</b>						
<b>Front</b>	1986-93	FWD	<b>FW202</b>	Generation 1		
	1994-99		<b>FW202</b>	Generation 1		
	2000-05		<b>SA0070</b>	Generation 1		
	Inner	1976-85	RWD, Supra	<b>SA06</b>	Tapered Roller Bearing	
	Outer	1975-85	Supra	<b>SA02</b>	Tapered Roller Bearing	
<b>Rear</b>	1976-85	RWD	<b>SA02</b>	Tapered Roller Bearing		
	1980-81		<b>SARW124R</b>	Ball Roller Bearing		
	1982-85	Semi-float Axle	<b>SARW124R</b>	Ball Roller Bearing		
	1986-93	FWD	<b>RW922</b>	Generation 1		
	1988-93	AWD	<b>FW202</b>	Generation 1		
	1994-99		<b>RW8137</b>	Generation 2		
	2000-05	4-Wheel ABS	<b>RW8329</b>	Generation 3		
		Non-ABS	<b>RW8218</b>	Generation 3		
	Outer	1982-85	RWD, Independent Suspension	<b>SA17</b>	Tapered Roller Bearing	
	1982-85	Supra, Independent Suspension	<b>SA17</b>	Tapered Roller Bearing		

<b>COROLLA</b>						
<b>Front</b>	1983-87	FWD, To Jul 1/1987	<b>FW202</b>	Generation 1		
	1987-88	FX, FX16, FWD	<b>FW202</b>	Generation 1		
	1987-91	Sedan, Wagon, From Aug 1/1987	<b>FW507K</b>	Generation 2		
	1988	DLX, GTS, LE, SR5, FWD	<b>SA0007</b>	Generation 1		
	1989-92	FWD	<b>SA0007</b>	Generation 1		
	1992	FWD, Japan Production	<b>FW507K</b>	Generation 2		
	1993-97	Non-ABS	<b>FW507K</b>	Generation 2		
	1993-02		<b>SA0007</b>	Generation 1		
	2003-09		<b>SA0070</b>	Generation 1		
	Inner	1975-87	RWD	<b>SA15</b>	Tapered Roller Bearing	
	Outer	1968-87	RWD	<b>SA01</b>	Tapered Roller Bearing	
	<b>Rear</b>	1993-95	4-Wheel ABS	<b>RW819</b>	Generation 3	
		1993-02	Non-ABS	<b>RW818</b>	Generation 3	
1996-02		4-Wheel ABS	<b>RW8184</b>	Generation 3		
2003-04		4-Wheel ABS	<b>RW8215</b>	Generation 3		
2003-09		4-Wheel ABS	<b>RW8217</b>	Generation 3		
		Non-ABS	<b>RW8218</b>	Generation 3		

<b>CORONA</b>					
<b>Front</b>	Inner	1974-81	<b>SA06</b>	Tapered Roller Bearing	
	Outer	1974-81	<b>SA02</b>	Tapered Roller Bearing	
<b>Rear</b>		1974-81	<b>SARW124R</b>	Ball Roller Bearing	

POSITION	YEAR	APPLICATION	PART NO.	PART TYPE	NOTES
<b>CRESSIDA</b>					
Front	1991-92		FW9150	Generation 1	
Rear	1978-82		SARW124R	Ball Roller Bearing	
	1983-87	Wagon	SARW124R	Ball Roller Bearing	
	1989-92		SA1007	Generation 1	
	Outer 1983-88	Sedan, To Jul 1/1988	SA17	Tapered Roller Bearing	
<b>ECHO</b>					
Front	2000-05		SA0062	Generation 1	
Rear	2000-05	4-Wheel ABS	RW8209	Generation 3	
		Non-ABS	RW8210	Generation 3	
<b>MATRIX</b>					
Front	2003-09		SA0070	Generation 1	
Rear	2003-08	FWD, 4-Wheel ABS	RW8217	Generation 3	
		FWD, Non-ABS	RW8218	Generation 3	
<b>MR2</b>					
Front	1985-89		RW931	Generation 1	
	1991-95		RW922	Generation 1	
Rear	1985-89		FW202	Generation 1	
	1991-95		SA0006	Generation 1	
<b>MR2 SPYDER</b>					
Front	2000-05		FW9162	Generation 3	
Rear	2000-05		SA0070	Generation 1	
<b>PASEO</b>					
Front	1992-99		SA0002	Generation 1	
Rear	Inner 1992-99		SA149	Tapered Roller Bearing	
		Outer 1992-98	SA01	Tapered Roller Bearing	
<b>PRIUS</b>					
Front	2001-03		SA0070	Generation 1	
<b>SOLARA</b>					
Front	1999-03		SA0006	Generation 1	
		N6 Engine	FW5509K	Generation 2	
	2002-03	L4, 2.4L	FW5509K	Generation 2	
	2004-08		SA0063	Generation 1	
Rear	1999-03	4-Wheel ABS	RW8310	Generation 3	
		Non-ABS	RW8311	Generation 3	
	Left 2004-08		RW8206	Generation 3	
	Right 2004-07		RW8207	Generation 3	
	2008		RW8207	Generation 3	

## TOYOTA PASSENGER CAR

POSITION	YEAR	APPLICATION	PART NO.	PART TYPE	NOTES	
<b>SUPRA</b>						
Front	1987-98		SA0017	Generation 1		
Rear	1987-98		SA1007	Generation 1		
<b>TERCEL</b>						
Front	1980-82		SA18	Tapered Roller Bearing		
	1983-86		FW902	Generation 1		
	1987-88	L4, 1452cc, 3AC Engine	FW902	Generation 1		
		L4, 1456cc, 3E Engine	SA0002	Generation 1		
	1989-99		SA0002	Generation 1		
Rear	1984-87	FWD, Wagon	RW931	Generation 1		
	Inner	1991-99	SA149	Tapered Roller Bearing		
	Outer	1980-82	SA01	Tapered Roller Bearing		
		1983 FWD	SA01	Tapered Roller Bearing		
		1984-87 FWD, Hatchback	SA01	Tapered Roller Bearing		
		1987 FWD, Sedan	SA01	Tapered Roller Bearing		
		1988 FWD	SA01	Tapered Roller Bearing		
		1989-99	SA01	Tapered Roller Bearing		
	<b>VENZA</b>					
	Front	2009		SA0063	Generation 1	
Rear	2009	AWD	RW8284	Generation 3		
<b>YARIS</b>						
Front	2007-09		SA0094	Generation 1	*	

## TOYOTA LIGHT TRUCK, SUV & VAN

<b>4RUNNER</b>						
Front	1996-02		FW311	Generation 1	*	
	2003-09		FW740	Generation 2		
Outer	1984-95	4WD	LM102949-910	Tapered Roller Bearing		
Rear	1990-95	2-Wheel ABS	SA1021	Ball Roller Bearing		
	1996-00	4-Wheel ABS	SA1021	Ball Roller Bearing		
	2001-02		SA1031	Generation 1		
	Inner	1984-89		SARW130R	Ball Roller Bearing	
		1990-00	Non-ABS	SARW130R	Ball Roller Bearing	
	Outer	1986-89	Full-Floating Axle	LM102949-910	Tapered Roller Bearing	
	Left	2003-09		RW8227	Generation 2	
	Right	2003-09		RW8228	Generation 2	
<b>FJ CRUISER</b>						
Front	2007-09		FW740	Generation 2		
Rear	Left	2007-09	RW8227	Generation 2		
	Right	2007-09	RW8228	Generation 2		

**NOTE** \* Refer to part number in Buyers Guide for details.



POSITION	YEAR	APPLICATION	PART NO.	PART TYPE	NOTES
<b>HIGHLANDER</b>					
Front	2001-09		SA0063	Generation 1	
Rear	2001-03	AWD	FW202	Generation 1	
	2004-09	AWD	RW8284	Generation 3	
Left	2001-03	FWD	RW8206	Generation 3	
	2004-09	FWD	RW8282	Generation 3	
Right	2001-03	FWD	RW8207	Generation 3	
	2004-09	FWD	RW8283	Generation 3	

<b>LAND CRUISER</b>					
Front Outer	1976-07		LM102949-910	Tapered Roller Bearing	
Rear	1975-97	Semi-Floating Axle	RW908	Cylindrical Roller Bearing	
	1998-07		SA0011	Generation 1	*
Outer	1980-97	Full-Floating Axle	LM102949-910	Tapered Roller Bearing	

<b>PICKUP</b>					
Front Inner	1975-95	RWD	SA05	Tapered Roller Bearing	
Outer	1975-95	RWD	SA03	Tapered Roller Bearing	
	1979-95	4WD	LM102949-910	Tapered Roller Bearing	
Rear Inner	1969-85	Hi-Lux	SARW130R	Ball Roller Bearing	
	1986-90	Hi-Lux, Single Rear Wheels	SARW130R	Ball Roller Bearing	
	1991-95	2-Wheel ABS, Hi-Lux, Single Rear Wheels	SA1021	Ball Roller Bearing	
	1991-95	Non-ABS, Hi-Lux, Single Rear Wheels	SARW130R	Ball Roller Bearing	
Outer	1985-95	Dual Rear Wheels	LM102949-910	Tapered Roller Bearing	

<b>PREVIA</b>					
Front	1991-97		FW303	Generation 1	
Rear	1991-97	Rear Disc Brakes	SA0005	Generation 1	
		Rear Drum Brakes	SA1001	Generation 1	

<b>RAV4</b>					
Front	1996-00		FW202	Generation 1	
	2001-05		SA0006	Generation 1	
	2006-08	L4, 2.4L	FW9257	Generation 3	
	2006-09	V6, 3.5L	FW9258	Generation 3	
	2009	L4, 2.5L	FW9257	Generation 3	
Rear	1996-00	4WD	RW838	Generation 2	
	1996-05	FWD, 4-Wheel ABS	RW8212	Generation 3	
		FWD, Non-ABS	RW8213	Generation 3	

<b>SEQUOIA</b>					
Front	2001-07		FW311	Generation 1	*
	2008-09		FW7103	Generation 2	
Rear	2001-07		RW8211	Generation 2	

**NOTE** \* Refer to part number in Buyers Guide for details.

## TOYOTA LIGHT TRUCK, SUV & VAN

POSITION	YEAR	APPLICATION	PART NO.	PART TYPE	NOTES	
<b>SIENNA</b>						
<b>Front</b>	1998-03		SA0006	Generation 1		
	2004-09		SA0063	Generation 1		
<b>Rear</b>	1998-03		RW841	Generation 3		
	2004-09	AWD	RW8281	Generation 3		
		FWD	RW8280	Generation 3		
<b>T100</b>						
<b>Front</b>	Outer	1993-98	4WD	LM102949-910	Tapered Roller Bearing	
		1993-98	RWD	1380-1328	Tapered Roller Bearing	
<b>Rear</b>	Inner	1993-95	2-Wheel ABS	SA1021	Ball Roller Bearing	
		1993-98	Non-ABS	SARW130R	Ball Roller Bearing	
		1996-98	4-Wheel ABS	SA1021	Ball Roller Bearing	
<b>TACOMA</b>						
<b>Front</b>		1995-04	4WD	FW311	Generation 1 *	
		1998-04	RWD, Extra Cab, Prerunner	FW311	Generation 1 *	
		2005-09	4WD	FW740	Generation 2	
	Pre Runner, 2WD		FW740	Generation 2		
	Inner	1998-04	RWD, Except Extra Cab Prerunner	SA05	Tapered Roller Bearing	
Outer	1998-04	RWD, Except Extra Cab Prerunner	SA03	Tapered Roller Bearing		
<b>Rear</b>		1995-00	4-Wheel ABS	SA1021	Ball Roller Bearing	
			Non-ABS	SARW130R	Ball Roller Bearing	
		2001-04		SA1031	Generation 1	
	Left	2005-09		RW8294	Generation 2	
	Right	2005-09		RW8295	Generation 2	
<b>TUNDRA</b>						
<b>Front</b>		2000-06		FW311	Generation 1 *	
		2007-09		FW7103	Generation 2	
<b>Rear</b>		2000-07		SA1031	Generation 1	
		Left	2007-09		RW8351	Generation 3
		Right	2007-09		RW8352	Generation 3
<b>VAN</b>						
<b>Front</b>	Inner	1984-89	RWD	SA06	Tapered Roller Bearing	
	Outer	1984-89	RWD	SA02	Tapered Roller Bearing	
		1987-89	4WD	LM102949-910	Tapered Roller Bearing	
<b>Rear</b>		1984-85		SARW124R	Ball Roller Bearing	
		1986-89		RW201	Generation 1	

## VOLKSWAGEN PASSENGER CAR

<b>BEETLE</b>					
<b>Front</b>		1998-08		SA0003	Generation 1
<b>Rear</b>		1998-08		RW812	Generation 2

**NOTE** \* Refer to part number in Buyers Guide for details.

POSITION	YEAR	APPLICATION	PART NO.	PART TYPE	NOTES
<b>CABRIO</b>					
Front	1995-02		SA0004	Generation 1	
Rear	Inner	1998-02	SA15	Tapered Roller Bearing	
	Outer	1998-02	SA01	Tapered Roller Bearing	
<b>CABRIOLET</b>					
Front	1985-93		SAB35	Generation 1	
Rear	Inner	1985-93	SA15	Tapered Roller Bearing	
	Outer	1985-93	SA01	Tapered Roller Bearing	
<b>CC</b>					
	2009	AWD	FW9262	Generation 3	
Front	2009		FW9262	Generation 3	
Rear	2009	FWD	RW8319	Generation 2	
<b>CORRADO</b>					
Front	1990-95		SA0004	Generation 1	
Rear	Inner	1990-95	SA15	Tapered Roller Bearing	
	Outer	1990-95	SA01	Tapered Roller Bearing	
<b>DASHER</b>					
Front	1974-81		SAB38	Generation 1	
Rear	Inner	1974-81	SA15	Tapered Roller Bearing	
	Outer	1974-81	SA01	Tapered Roller Bearing	
<b>EOS</b>					
Front	2007		FW9253	Generation 3	
	2008-09		FW9262	Generation 3	
Rear	2007-09		RW8319	Generation 2	
<b>FOX</b>					
Front	1987-93		SAB38	Generation 1	
Rear	Inner	1987-93	SA15	Tapered Roller Bearing	
	Outer	1987-93	SA01	Tapered Roller Bearing	
<b>GOLF</b>					
Front	1985-87		FW921	Generation 1	
	1988	1st Design	FW921	Generation 1	
	1988-99	From Chassis #17J013200	SA0004	Generation 1	
	2000-05		SA0003	Generation 1	
	2006	L4, 1.8L, GTI 1.8T	FW9253	Generation 3	
Rear	1999-04		RW812	Generation 2	
	2005	FWD	RW812	Generation 2	
	Inner	1985-98	SA15	Tapered Roller Bearing	
	Outer	1985-98	SA01	Tapered Roller Bearing	

# VOLKSWAGEN PASSENGER CAR

APPLICATIONS

POSITION	YEAR	APPLICATION	PART NO.	PART TYPE	NOTES
<b>GTI</b>					
Front	2008-09		FW9262	Generation 3	
<b>JETTA</b>					
Front	1980-84		SAB35	Generation 1	
	1985-88	To Chassis #17J013200	FW921	Generation 1	
	1988-99	From Chassis #17J013201	SA0004	Generation 1	
	2000-05	To Chassis #9M5149999	SA0003	Generation 1	
	2005-07		FW9253	Generation 3	
	2008-09		FW9262	Generation 3	
Rear	1999-05		RW812	Generation 2	
	2005-09		RW8319	Generation 2	
Inner	1980-98		SA15	Tapered Roller Bearing	
Outer	1980-98		SA01	Tapered Roller Bearing	
<b>PASSAT</b>					
	1998-99	V6, 2.8L	SA0019	Generation 1	
	2000-04	V6, 2.8L, FWD	SA0019	Generation 1	
	2003-05	V6, 2.8L, AWD	SA0019	Generation 1	
	2005	L4, 1.8L, FWD	SA0019	Generation 1	
		L4, 2.0L, FWD	SA0019	Generation 1	
	2006-07	4 Motion	FW9253	Generation 3	
	2008	4 Motion	FW9262	Generation 3	
Front	1990-97		SA0004	Generation 1	
	1998-99	L4, 1.8L	SA0020	Generation 1	
	2000-04	L4, 1.8L, FWD	SA0020	Generation 1	
	2004	L4, 2.0L, FWD	SA0020	Generation 1	
	2005	V6, 2.8L, FWD	SA0020	Generation 1	
	2006-07		FW9253	Generation 3	
	2008		FW9262	Generation 3	
Rear	1998-02		RW8187	Generation 3	
	1999-02	AWD	SA0019	Generation 1	
	2002	W8, 4.0L	RW8305	Generation 3	
	2003-04	W8, 4.0L, 4 Motion	RW8305	Generation 3	
	2003-05	FWD	RW8187	Generation 3	
		W8, 4.0L, AWD	SA0020	Generation 1	
	2004	L4, 1.8L, 4 Motion	RW8305	Generation 3	
	2006-09	FWD	RW8319	Generation 2	
Inner	1990-98		SA15	Tapered Roller Bearing	
Outer	1990-98		SA01	Tapered Roller Bearing	
<b>PHAETON</b>					
	2004-06		FW9227	Generation 2	
<b>QUANTUM</b>					
Front	1982-88		SAB38	Generation 1	
Rear	Inner	1982-88	SA15	Tapered Roller Bearing	
	Outer	1982-88	SA01	Tapered Roller Bearing	

POSITION	YEAR	APPLICATION	PART NO.	PART TYPE	NOTES
<b>R32</b>					
	2008		FW9262	Generation 3	
<b>RABBIT</b>					
<b>Front</b>					
	1975-84		SAB35	Generation 1	
	2006	L5, 2.5L	FW9253	Generation 3	
	2007		FW9253	Generation 3	
	2008	S	FW9262	Generation 3	
	2009		FW9262	Generation 3	
<b>Rear</b>					
Inner	1975-84		SA15	Tapered Roller Bearing	
Outer	1975-84		SA01	Tapered Roller Bearing	
<b>SCIROCCO</b>					
<b>Front</b>					
	1975-89		SAB35	Generation 1	
<b>Rear</b>					
Inner	1975-89		SA15	Tapered Roller Bearing	
Outer	1975-89		SA01	Tapered Roller Bearing	
<b>VOLKSWAGEN LIGHT TRUCK, SUV &amp; VAN</b>					
<b>EUROVAN</b>					
	1992-97		SA0051	Generation 1	
	1999-03		SA0051	Generation 1	
<b>RABBIT PICK UP</b>					
<b>Front</b>					
	1980-83		SAB35	Generation 1	
<b>TIGUAN</b>					
<b>Front</b>					
	2009		FW9262	Generation 3	
<b>Rear</b>					
	2009		RW8319	Generation 2	
<b>TOUAREG</b>					
	2004-09		SA0082	Generation 1	*
<b>TRANSPORTER</b>					
<b>Rear</b>					
Inner	1985-91		SA6207-J22R	Ball Roller Bearing	
<b>VANAGON</b>					
<b>Front</b>					
Inner	1980-91	RWD,	LM300849-811	Tapered Roller Bearing	
Outer	1980-84	RWD, To Serial #24E023827	SA02	Tapered Roller Bearing	
	1984-91	RWD, From Serial #24E023828	SA12	Tapered Roller Bearing	
<b>Rear</b>					
Inner	1980-91		SA6207-J22R	Ball Roller Bearing	

**NOTE** \* Refer to part number in Buyers Guide for details.

	POSITION	YEAR	APPLICATION	PART NO.	PART TYPE	NOTES
<b>VOLVO</b>						
<b>242</b>						
	Rear	Inner	1975-84	SARW131R	Cylindrical Roller Bearing	
<b>244, 245</b>						
	Rear	Inner	1980-89	SARW131R	Cylindrical Roller Bearing	
<b>262</b>						
Front	Inner	1978-81	16mm Spindle thread	SA06	Tapered Roller Bearing	
		1981	18mm Spindle thread	SA17	Tapered Roller Bearing	
	Outer	1978-81	16mm Spindle thread	SA02	Tapered Roller Bearing	
		1981	18mm Spindle thread	SA16	Tapered Roller Bearing	
Rear	Inner	1978-81	SARW131R	Cylindrical Roller Bearing		
<b>264</b>						
Front	Inner	1976-81	16mm Spindle thread	SA06	Tapered Roller Bearing	
		1981-82	18mm Spindle thread	SA17	Tapered Roller Bearing	
	Outer	1976-81	16mm Spindle thread	SA02	Tapered Roller Bearing	
		1981-82	18mm Spindle thread	SA16	Tapered Roller Bearing	
Rear	Inner	1976-82	SARW131R	Cylindrical Roller Bearing		
<b>265</b>						
Front	Inner	1976-81	16mm Spindle thread	SA06	Tapered Roller Bearing	
		1981	18mm Spindle thread	SA17	Tapered Roller Bearing	
	Outer	1976-81	16mm Spindle thread	SA02	Tapered Roller Bearing	
		1981	18mm Spindle thread	SA16	Tapered Roller Bearing	
Rear	Inner	1976-81	SARW131R	Cylindrical Roller Bearing		
<b>740</b>						
Front		1988-92	Non-ABS	FW9128	Generation 2	
		1989-92	4-Wheel ABS	FW9170	Generation 2	
	Inner	1985-87		SA17	Tapered Roller Bearing	
	Outer	1985-87		SA16	Tapered Roller Bearing	
Rear	Inner	1986-87		SARW131R	Cylindrical Roller Bearing	
		1989-92		SARW131R	Cylindrical Roller Bearing	
<b>760</b>						
Front		1988-90	Non-ABS	FW9128	Generation 2	
		1989-90	4-Wheel ABS	FW9170	Generation 2	
	Inner	1983-87		SA17	Tapered Roller Bearing	
	Outer	1983-87		SA16	Tapered Roller Bearing	
Rear		1988-90		RW9130	Generation 1	
	Inner	1983-87		SARW131R	Cylindrical Roller Bearing	

POSITION	YEAR	APPLICATION	PART NO.	PART TYPE	NOTES
<b>780</b>					
<b>Front</b>	1988-91	Non-ABS	<b>FW9128</b>	Generation 2	
	1989-90	4-Wheel ABS	<b>FW9170</b>	Generation 2	
Inner	1987		<b>SA17</b>	Tapered Roller Bearing	
Outer	1987		<b>SA16</b>	Tapered Roller Bearing	
<b>Rear</b>	1988-91	Coupe	<b>RW9130</b>	Generation 1	
	Inner 1987	Coupe	<b>SARW131R</b>	Cylindrical Roller Bearing	
<b>850</b>					
<b>Front</b>	1993		<b>FW9216</b>	Generation 3	
	1994-97	5 Stud Hub Assembly	<b>FW9174</b>	Generation 3	
<b>Rear</b>	1993	5 Stud Hub Assembly	<b>RW8254</b>	Generation 2	
	1994-97		<b>RW8254</b>	Generation 2	
<b>940</b>					
<b>Front</b>	1991-94	Non-ABS	<b>FW9128</b>	Generation 2	
	1992-94	4-Wheel ABS	<b>FW9170</b>	Generation 2	
<b>Rear</b>	Inner 1991	GLE, T	<b>SARW131R</b>	Cylindrical Roller Bearing	
	1992-95		<b>SARW131R</b>	Cylindrical Roller Bearing	
<b>960</b>					
<b>Front</b>	1992-94	4-Wheel ABS	<b>FW9170</b>	Generation 2	
	1992-94	Non-ABS	<b>FW9128</b>	Generation 2	
	1995-97		<b>FW9195K</b>	Generation 2	
<b>Rear</b>	1995-97		<b>RW8234</b>	Generation 3	
	Inner 1992-94		<b>SARW131R</b>	Cylindrical Roller Bearing	
<b>C30</b>					
<b>Front</b>	2008-09		<b>FW9255</b>	Generation 3	
<b>C70</b>					
<b>Front</b>	1998		<b>FW9174</b>	Generation 3	
	1999-04		<b>FW9175</b>	Generation 3	
	2006-09		<b>FW9255</b>	Generation 3	
<b>Rear</b>	1998-04		<b>RW8254</b>	Generation 2	
<b>S40</b>					
<b>Front</b>	2000-04		<b>SA0029Q</b>	Generation 1	
	2004-09		<b>FW9255</b>	Generation 3	
<b>Rear</b>	2000-04		<b>RW8252</b>	Generation 2	
<b>S60</b>					
<b>Front</b>	2001-09		<b>FW9194</b>	Generation 3	
<b>Rear</b>	2001-09	FWD	<b>RW8233</b>	Generation 3	
	2003-09	AWD	<b>RW8253</b>	Generation 3	

POSITION	YEAR	APPLICATION	PART NO.	PART TYPE	NOTES
<b>S70</b>					
Front	1998	FWD	FW9174	Generation 3	
	1999-00	FWD	FW9175	Generation 3	
Rear	1998-00	FWD	RW8254	Generation 2	
	1999-00	AWD	RW9130	Generation 1	
<b>S80</b>					
Front	1999-09		FW9194	Generation 3	
Rear	1999-06	FWD	RW8233	Generation 3	
	2004-06	AWD	RW8253	Generation 3	
<b>S90</b>					
Front	1997-98		FW9195K	Generation 2	
Rear	1997-98		RW8234	Generation 3	
<b>V40</b>					
Front	2000-04		SA0029Q	Generation 1	
Rear	2000-04		RW8252	Generation 2	
<b>V50</b>					
Front	2005-09		FW9255	Generation 3	
<b>V70</b>					
Front	1999-00	FWD	FW9175	Generation 3	
	2001-09		FW9194	Generation 3	
Rear	1998-00	AWD	RW9130	Generation 1	
	2001-07	AWD	RW8253	Generation 3	
		FWD	RW8233	Generation 3	
<b>V90</b>					
Front	1997-98		FW9195K	Generation 2	
Rear	1997-98		RW8234	Generation 3	
<b>XC70</b>					
Front	2003-09		FW9194	Generation 3	
Rear	2003-08		RW8253	Generation 3	
<b>XC90</b>					
Front	2003-09		FW9208	Generation 3	
Rear	2003-09	AWD	RW8273	Generation 3	



**BUYERS GUIDE**

The buyers guide sections contain bearing specification and dimensional data, images and applications to help you select the precise product for your application.

Parts are organized alpha-numerically by product type, and key dimensional data is given in both inches and millimeters. Cross references and ABS-readiness are also included.

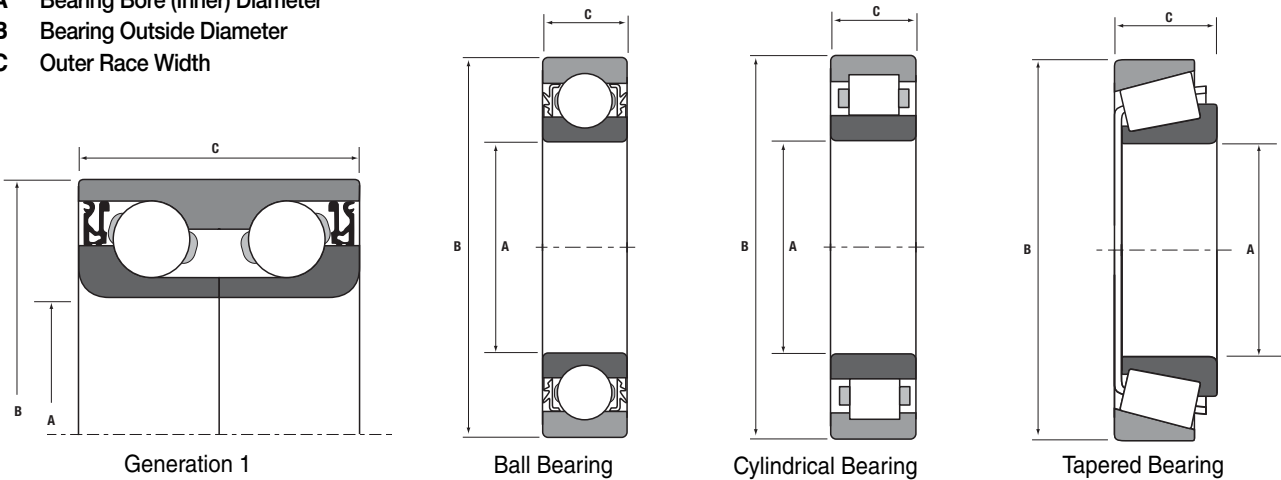
**CHART CODES**

<b>Gen</b>	Generation Type
<b>Y</b>	Yes
<b>N</b>	No
<b>NA</b>	Not Available
<b>--</b>	Does Not Apply

**DIMENSIONAL CODES**

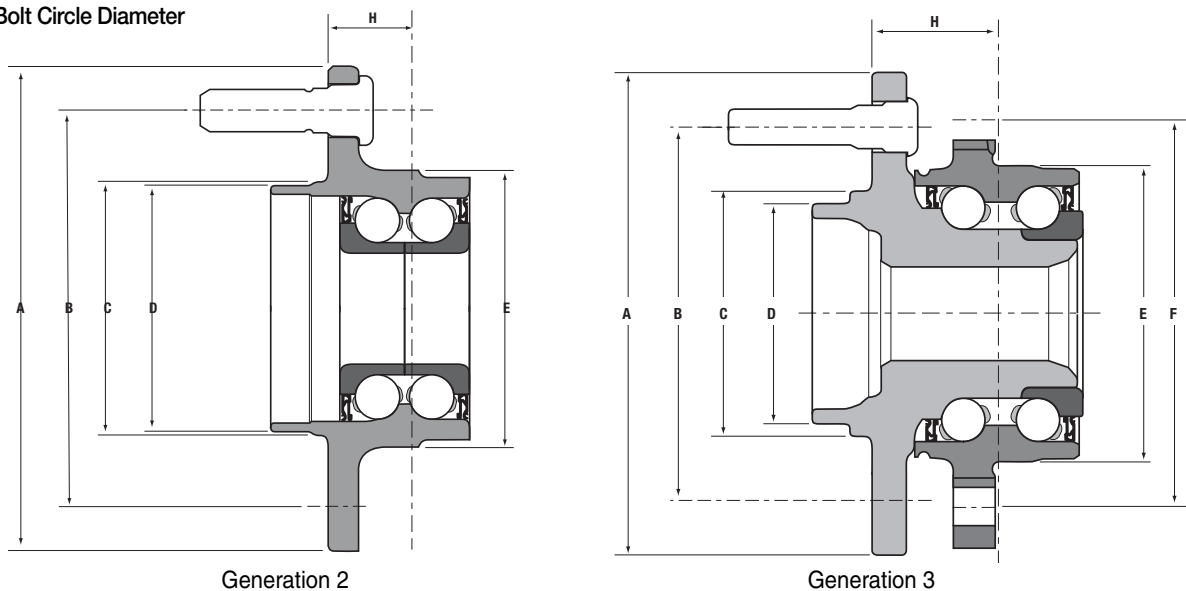
**Gen 1 and Roller Bearings**

- A** Bearing Bore (Inner) Diameter
- B** Bearing Outside Diameter
- C** Outer Race Width




**Generation 2 and 3 Hub Assemblies**

- A** Flange Spindle Diameter
- B** Spindle Bolt Circle Diameter
- C** Brake Pilot Diameter
- D** Wheel Pilot Diameter
- H** Flange Offset
- E** Hub Pilot Diameter
- F** Hub Bolt Circle Diameter



BUYERS GUIDE

**GENERATION 1**



Generation 1

BUYERS GUIDE - Gen. 1

**FW202**

GM, Lexus, Nissan, Toyota 1983-03

**Specifications**

Bearing Type: Generation 1

ABS: N

	inches	mm
A Inner Diameter	1.5	38.0
B Outer Diameter	2.9	74.0
C Width	1.4	36.0

**FW303**

Toyota: Previa 1991-97

**Specifications**

Bearing Type: Generation 1

ABS: N

	inches	mm
A Inner Diameter	1.7	43.0
B Outer Diameter	3.0	77.0
C Width	1.7	42.0

**FW304**

Suzuki: Samurai 1986-95

**Specifications**

Bearing Type: Generation 1

ABS: N

	inches	mm
A Inner Diameter	1.6	41.0
B Outer Diameter	2.7	67.9
C Width	0.7	17.5

**FW305**

Impulse, Storm, Stylus 1990-93

**Specifications**

Bearing Type: Generation 1

ABS: N

	inches	mm
A Inner Diameter	1.5	38.0
B Outer Diameter	2.7	68.0
C Width	1.5	37.0

**FW306**

I-Mark, Spectrum 1985-89

**Specifications**

Bearing Type: Generation 1

ABS: N

	inches	mm
A Inner Diameter	1.5	38.0
B Outer Diameter	2.5	64.0
C Width	1.5	37.0

**FW307**

Subaru: SVX 1992-97

**Specifications**

Bearing Type: Generation 1

ABS: N

	inches	mm
A Inner Diameter	1.8	45.0
B Outer Diameter	3.1	78.0
C Width	1.5	38.5

**FW308**

Saab, Subaru 1990-08

**Specifications**

Bearing Type: Generation 1

ABS: N

	inches	mm
A Inner Diameter	1.7	42.0
B Outer Diameter	2.8	72.0
C Width	1.5	38.0

**FW309**

Chevrolet, Geo, GMC, Suzuki 1989-00

**Specifications**

Bearing Type: Generation 1

ABS: N

	inches	mm
A Inner Diameter	1.7	42.0
B Outer Diameter	2.7	68.0
C Width	1.6	40.0

**FW311**

Toyota 1995-07

**Specifications**

Bearing Type: Generation 1

ABS: Y

	inches	mm
A Inner Diameter	2.1	54.0
B Outer Diameter	3.8	96.0
C Width	2.0	51.0

**Note:**

This bearing comes with a built in magnetic strip which should be assembled towards the ABS sensor.

**FW902**

Toyota: Tercel 1983-88

**Specifications**

Bearing Type: Generation 1  
ABS: N

	inches	mm
A Inner Diameter	1.4	35.0
B Outer Diameter	2.8	72.0
C Width	1.2	31.0

**FW914**

Ford, Mazda, Mercury 1983-94

**Specifications**

Bearing Type: Generation 1  
ABS: N

	inches	mm
A Inner Diameter	1.5	39.0
B Outer Diameter	2.7	68.0
C Width	1.5	37.0

**FW915**

Maxima, Multi, Stanza 1984-89

**Specifications**

Bearing Type: Generation 1  
ABS: N

	inches	mm
A Inner Diameter	1.7	42.0
B Outer Diameter	2.8	72.0
C Width	1.5	38.0

**FW921**

Volkswagen: Golf, Jetta 1985-88

**Specifications**

Bearing Type: Generation 1  
ABS: N

	inches	mm
A Inner Diameter	1.4	35.0
B Outer Diameter	2.6	66.0
C Width	1.5	37.0

**FW924**

Civic, CRX, Integra 1984-91

**Specifications**

Bearing Type: Generation 1  
ABS: N

	inches	mm
A Inner Diameter	1.5	38.0
B Outer Diameter	2.8	72.0
C Width	1.6	40.0

**FW925**

Honda: Accord, Prelude 1984-87

**Specifications**

Bearing Type: Generation 1  
ABS: N

	inches	mm
A Inner Diameter	1.5	38.0
B Outer Diameter	2.8	72.0
C Width	1.3	34.0

**FW936**

Various Makes 1985-96

**Specifications**

Bearing Type: Generation 1  
ABS: N

	inches	mm
A Inner Diameter	1.6	40.0
B Outer Diameter	3.1	80.0
C Width	1.4	36.0

**FW954**

825, 827, Legend 1986-91

**Specifications**

Bearing Type: Generation 1  
ABS: N

	inches	mm
A Inner Diameter	1.7	42.0
B Outer Diameter	3.1	78.0
C Width	1.6	40.0

**FW957**

626, 929, MX-6, Probe 1988-92

**Specifications**

Bearing Type: Generation 1  
ABS: N

	inches	mm
A Inner Diameter	1.7	42.0
B Outer Diameter	2.9	72.8
C Width	1.5	38.0

**FW958**

Various Makes 1986-09

**Specifications**

Bearing Type: Generation 1  
ABS: N

	inches	mm
A Inner Diameter	1.7	42.0
B Outer Diameter	3.0	76.0
C Width	1.5	38.0

**FW971**

Nissan: Pulsar NX, Sentra 1987-90

**Specifications**

Bearing Type: Generation 1

ABS: N inches mm

A Inner Diameter	1.1	27.0
B Outer Diameter	2.4	60.0
C Width	2.0	50.0

**FW9052**

Legend, Prelude 1987-96

**Specifications**

Bearing Type: Generation 1

ABS: N inches mm

A Inner Diameter	1.7	44.0
B Outer Diameter	3.3	84.0
C Width	1.7	42.0

**FW9053**

Honda: Accord 1986-89

**Specifications**

Bearing Type: Generation 1

ABS: N inches mm

A Inner Diameter	1.6	40.0
B Outer Diameter	3.0	76.0
C Width	1.6	41.0

**FW9106**

Various Makes 1969-08

**Specifications**

Bearing Type: Generation 1

ABS: N inches mm

A Inner Diameter	1.7	42.0
B Outer Diameter	3.0	75.0
C Width	1.5	37.0

**FW9113**

BMW, Daewoo, Pontiac 1983-02

**Specifications**

Bearing Type: Generation 1

ABS: N inches mm

A Inner Diameter	1.5	39.0
B Outer Diameter	2.8	72.0
C Width	1.5	37.0

**FW9150**

Cressida, IS300 1991-05

**Specifications**

Bearing Type: Generation 1

ABS: N inches mm

A Inner Diameter	1.3	32.0
B Outer Diameter	2.8	72.0
C Width	1.8	45.0

**FW9180**

BMW, Porsche 1974-09

**Specifications**

Bearing Type: Generation 1

ABS: N inches mm

A Inner Diameter	1.7	42.0
B Outer Diameter	3.1	80.0
C Width	1.7	42.0

**FW9241**

Integra, Prelude 1988-93

**Specifications**

Bearing Type: Generation 1

ABS: N inches mm

A Inner Diameter	1.7	42.0
B Outer Diameter	3.1	78.0
C Width	1.6	41.0

**FW9242**

Audi 1986-91

**Specifications**

Bearing Type: Generation 1

ABS: N inches mm

A Inner Diameter	1.7	42.0
B Outer Diameter	3.2	82.0
C Width	1.5	37.0

**FW9244**

300ZX, Q45, Xterra 1989-04

**Specifications**

Bearing Type: Generation 1

ABS: N inches mm

A Inner Diameter	1.5	38.0
B Outer Diameter	3.0	76.0
C Width	1.7	43.0

**RW201**

Toyota: Van 1986-89

**Specifications**

Bearing Type: Generation 1  
ABS: N

	inches	mm
A Inner Diameter	1.4	35.0
B Outer Diameter	3.2	80.0
C Width	1.1	28.0

**RW400**

Various Makes 1989-95

**Specifications**

Bearing Type: Generation 1  
ABS: N

	inches	mm
A Inner Diameter	1.1	28.0
B Outer Diameter	2.0	52.0
C Width	0.7	18.5

**RW401**

Colt, Mirage, Summit 1989-92

**Specifications**

Bearing Type: Generation 1  
ABS: N

	inches	mm
A Inner Diameter	1.1	28.0
B Outer Diameter	2.0	50.0
C Width	0.7	18.7

**RW403**

9-2X, Impreza, SVX 1992-06

**Specifications**

Bearing Type: Generation 1  
ABS: N

	inches	mm
A Inner Diameter	1.7	42.0
B Outer Diameter	2.8	72.0
C Width	2.0	52.0

**RW404**

Infiniti: J30, Q45 1993-01

*\* New Product for 2010 Hub and Wheel Bearing Catalog*

**Specifications**

Bearing Type: Generation 1  
ABS: N

	inches	mm
A Inner Diameter	1.7	43.0
B Outer Diameter	2.8	72.0
C Width	1.6	41.0

**RW405**

Pathfinder, QX4 1996-04

**Specifications**

Bearing Type: Generation 1  
ABS: N

	inches	mm
A Inner Diameter	1.7	42.0
B Outer Diameter	3.1	80.0
C Width	1.5	38.0

**RW406**

Montero, Montero Sport 1991-06

**Specifications**

Bearing Type: Generation 1  
ABS: N

	inches	mm
A Inner Diameter	1.6	40.0
B Outer Diameter	3.2	80.0
C Width	1.8	45.0

**RW407**

Ford: Focus 2000-08

**Specifications**

Bearing Type: Generation 1  
ABS: N

	inches	mm
A Inner Diameter	1.1	29.0
B Outer Diameter	2.1	53.0
C Width	1.5	37.0

**RW408**

Ford, Lincoln, Mercury 2002-09

**Specifications**

Bearing Type: Generation 1  
ABS: N

	inches	mm
A Inner Diameter	1.9	47.0
B Outer Diameter	3.3	85.0
C Width	1.8	45.0

**RW409**

Kia: Sorento 2006-09

**Specifications**

Bearing Type: Generation 1  
ABS: N

	inches	mm
A Inner Diameter	1.6	40.0
B Outer Diameter	3.1	80.0
C Width	1.7	44.0

**RW410**

Dodge, Mercedes-Benz 2002-09

**Specifications**

Bearing Type: Generation 1

ABS: N inches mm

A Inner Diameter	1.9	49.0
B Outer Diameter	3.3	84.0
C Width	1.9	48.0

**RW901**

Ford, Mercury, Renault 1983-91

**Specifications**

Bearing Type: Generation 1

ABS: N inches mm

A Inner Diameter	1.0	25.0
B Outer Diameter	2.0	52.0
C Width	1.5	37.0

**RW907**

Maxima, Multi, Stanza 1982-89

**Specifications**

Bearing Type: Generation 1

ABS: N inches mm

A Inner Diameter	1.3	31.8
B Outer Diameter	2.1	54.0
C Width	0.6	15.0

**RW922**

Camry, Celica, ES250, MR2 1983-95

**Specifications**

Bearing Type: Generation 1

ABS: N inches mm

A Inner Diameter	1.2	30.0
B Outer Diameter	2.5	63.0
C Width	1.7	42.0

**RW929**

Colt, Mirage, Summit, Vista 1985-91

**Specifications**

Bearing Type: Generation 1

ABS: N inches mm

A Inner Diameter	1.1	28.0
B Outer Diameter	2.0	50.0
C Width	0.7	16.7

**RW931**

MR2, Nova, Prizm, Tercel 1984-92

**Specifications**

Bearing Type: Generation 1

ABS: N inches mm

A Inner Diameter	1.1	28.0
B Outer Diameter	2.4	61.0
C Width	1.7	42.0

**RW932**

Honda: Civic 1984-87

*\* New Product for 2010 Hub and Wheel Bearing Catalog*

**Specifications**

Bearing Type: Generation 1

ABS: N inches mm

A Inner Diameter	1.2	30.0
B Outer Diameter	2.4	62.0
C Width	0.7	18.0

**RW955**

626, MX-6, Probe 1988-92

**Specifications**

Bearing Type: Generation 1

ABS: N inches mm

A Inner Diameter	1.2	30.0
B Outer Diameter	2.3	58.0
C Width	1.7	42.0

**RW956**

Subaru 1978-90

**Specifications**

Bearing Type: Generation 1

ABS: N inches mm

A Inner Diameter	1.3	32.0
B Outer Diameter	2.3	58.0
C Width	2.6	65.0

**RW9130**

Various Makes 1984-09

**Specifications**

Bearing Type: Generation 1

ABS: N inches mm

A Inner Diameter	1.8	45.0
B Outer Diameter	3.3	84.0
C Width	1.5	39.0

**RW9182**

Honda: Prelude 1988-91

**Specifications**

Bearing Type: Generation 1  
ABS: N

	inches	mm
A Inner Diameter	1.3	34.0
B Outer Diameter	2.7	68.0
C Width	1.5	37.0

**RW9245**

Mazda: 626, MX-6 1990-92

**Specifications**

Bearing Type: Generation 1  
ABS: N

	inches	mm
A Inner Diameter	1.4	36.0
B Outer Diameter	2.5	64.0
C Width	1.7	42.0

**RW9246**

Frontier, Pathfinder 1987-04

**Specifications**

Bearing Type: Generation 1  
ABS: N

	inches	mm
A Inner Diameter	1.6	40.0
B Outer Diameter	3.1	80.0
C Width	1.5	38.0

**RW9248**

9-2X, Impreza, Legacy 1990-07

**Specifications**

Bearing Type: Generation 1  
ABS: N

	inches	mm
A Inner Diameter	1.5	38.0
B Outer Diameter	2.6	65.0
C Width	2.1	52.1

**SA0001**

Geo, GM, Suzuki 1987-01

**Specifications**

Bearing Type: Generation 1  
ABS: N

	inches	mm
A Inner Diameter	1.4	36.0
B Outer Diameter	2.7	68.0
C Width	1.3	33.0

**SA0002**

Toyota: Paseo, Tercel 1987-99

**Specifications**

Bearing Type: Generation 1  
ABS: N

	inches	mm
A Inner Diameter	1.5	38.0
B Outer Diameter	2.8	71.0
C Width	1.3	33.0

**SA0003**

Various Makes 1990-08

**Specifications**

Bearing Type: Generation 1  
ABS: N

	inches	mm
A Inner Diameter	1.6	40.0
B Outer Diameter	2.9	74.0
C Width	1.6	40.0

**SA0004**

Volkswagen 1988-02

**Specifications**

Bearing Type: Generation 1  
ABS: N

	inches	mm
A Inner Diameter	1.6	40.0
B Outer Diameter	2.8	72.0
C Width	1.5	37.0

**SA0005**

Toyota: Previa 1991-97

*\* New Product for 2010 Hub and Wheel Bearing Catalog*

**Specifications**

Bearing Type: Generation 1  
ABS: N

	inches	mm
A Inner Diameter	1.4	35.0
B Outer Diameter	3.1	80.0
C Width	1.9	47.0

**SA0006**

Lexus, Toyota 1991-05

**Specifications**

Bearing Type: Generation 1  
ABS: N

	inches	mm
A Inner Diameter	1.7	43.0
B Outer Diameter	3.2	82.0
C Width	1.8	45.0

**SA0007**

Corolla, Prizm 1988-02

**Specifications**

Bearing Type: Generation 1

ABS: N inches mm

A Inner Diameter	1.5	38.0
B Outer Diameter	2.8	72.0
C Width	1.4	36.0

**SA0008**

Nissan: Pulsar NX, Sentra 1987-90

**Specifications**

Bearing Type: Generation 1

ABS: N inches mm

A Inner Diameter	1.5	38.0
B Outer Diameter	2.9	74.0
C Width	2.0	50.0

**SA0009**

Infiniti, Nissan 1989-02

**Specifications**

Bearing Type: Generation 1

ABS: N inches mm

A Inner Diameter	1.7	42.0
B Outer Diameter	3.0	76.0
C Width	1.5	38.0

**SA0010**

FoMoCo, Jaguar, Kia, Mazda 1986-09

**Specifications**

Bearing Type: Generation 1

ABS: N inches mm

A Inner Diameter	1.7	42.0
B Outer Diameter	3.1	80.0
C Width	1.8	45.0

**SA0011**

Acura, Honda, Lexus, Toyota 1991-07

**Specifications**

Bearing Type: Generation 1

ABS: Y inches mm

A Inner Diameter	1.9	48.0
B Outer Diameter	3.5	89.0
C Width	1.7	44.0

**Note:**

This bearing comes with a built in magnetic strip which should be assembled towards the ABS sensor.

**SA0013**

Escort, Tracer 1991-03

**Specifications**

Bearing Type: Generation 1

ABS: N inches mm

A Inner Diameter	1.6	40.0
B Outer Diameter	2.9	74.0
C Width	1.6	40.0

**SA0015**

Acura, Honda 1992-06

**Specifications**

Bearing Type: Generation 1

ABS: N inches mm

A Inner Diameter	1.5	38.0
B Outer Diameter	2.9	73.0
C Width	1.6	40.0

**SA0016**

Colt, Mirage, Summit 1993-99

**Specifications**

Bearing Type: Generation 1

ABS: N inches mm

A Inner Diameter	1.6	40.0
B Outer Diameter	2.9	74.0
C Width	1.5	37.0

**SA0017**

Lexus, Toyota 1987-09

**Specifications**

Bearing Type: Generation 1

ABS: N inches mm

A Inner Diameter	1.3	34.0
B Outer Diameter	3.0	77.0
C Width	1.7	42.0

**SA0018**

Suzuki: Esteem, Swift 1989-02

**Specifications**

Bearing Type: Generation 1

ABS: N inches mm

A Inner Diameter	1.6	40.0
B Outer Diameter	2.8	72.0
C Width	1.4	36.0



**SA0019**

Audi, Volkswagen 1989-09

**Specifications**

Bearing Type: Generation 1  
ABS: N

	inches	mm
A Inner Diameter	1.7	43.0
B Outer Diameter	3.2	82.0
C Width	1.5	37.0

**SA0020**

Audi, Volkswagen 1988-06

**Specifications**

Bearing Type: Generation 1  
ABS: N

	inches	mm
A Inner Diameter	1.5	39.0
B Outer Diameter	3.0	75.0
C Width	1.5	37.0

**SA0021**

Mitsubishi: Lancer, Mirage 2000-07

*\* New Product for 2010 Hub and Wheel Bearing Catalog*

**Specifications**

Bearing Type: Generation 1  
ABS: N

	inches	mm
A Inner Diameter	1.6	40.0
B Outer Diameter	2.9	74.0
C Width	1.4	36.0

**SA0024**

Saturn 1991-02

**Specifications**

Bearing Type: Generation 1  
ABS: N

	inches	mm
A Inner Diameter	1.5	39.0
B Outer Diameter	2.7	68.0
C Width	1.5	37.0

**SA0028**

Quest, Villager 1993-02

**Specifications**

Bearing Type: Generation 1  
ABS: N

	inches	mm
A Inner Diameter	1.9	47.0
B Outer Diameter	3.2	81.0
C Width	2.1	53.0

**SA0029Q**

Ford, Mazda, Mercury, Volvo 1995-09

*\* New Product for 2010 Hub and Wheel Bearing Catalog*

**Specifications**

Bearing Type: Generation 1  
ABS: N

	inches	mm
A Inner Diameter	1.6	40.0
B Outer Diameter	3.0	75.0
C Width	1.5	37.0

**SA0030**

Acura, Honda 1992-05

**Specifications**

Bearing Type: Generation 1  
ABS: Y

	inches	mm
A Inner Diameter	1.7	43.0
B Outer Diameter	3.1	79.0
C Width	1.6	41.0

**Note:**

This bearing comes with a built in magnetic strip which should be assembled towards the ABS sensor.

**SA0031**

Nissan: 240SX 1989-94

**Specifications**

Bearing Type: Generation 1  
ABS: N

	inches	mm
A Inner Diameter	1.2	30.0
B Outer Diameter	2.7	68.0
C Width	1.8	45.0

**SA0032**

Dodge, Plymouth: Neon 1995-99

**Specifications**

Bearing Type: Generation 1  
ABS: N

	inches	mm
A Inner Diameter	1.6	40.0
B Outer Diameter	3.0	76.0
C Width	1.3	33.0

**SA0033**

Impulse, Storm, Stylus 1990-93

**Specifications**

Bearing Type: Generation 1  
ABS: N

	inches	mm
A Inner Diameter	1.3	34.0
B Outer Diameter	2.7	67.7
C Width	1.5	37.0

**SA0034**

Various Makes 1991-09

**Specifications**

Bearing Type: Generation 1

ABS: N inches mm

A Inner Diameter	1.8	45.0
B Outer Diameter	3.3	84.0
C Width	1.6	40.8

**SA0035**

Mazda: 929 1988-91

**Specifications**

Bearing Type: Generation 1

ABS: N inches mm

A Inner Diameter	1.5	38.0
B Outer Diameter	2.9	74.0
C Width	1.6	40.0

**SA0039**

Acura, Honda 1997-09

**Specifications**

Bearing Type: Generation 1

ABS: N inches mm

A Inner Diameter	1.8	45.0
B Outer Diameter	3.3	84.0
C Width	1.7	42.0

**SA0050**

Accord, Civic, CL, TL 1998-05

**Specifications**

Bearing Type: Generation 1

ABS: N inches mm

A Inner Diameter	1.8	45.0
B Outer Diameter	3.3	84.0
C Width	1.7	42.0

**SA0051**

Volkswagen: EuroVan 1992-03

**Specifications**

Bearing Type: Generation 1

ABS: N inches mm

A Inner Diameter	1.8	45.0
B Outer Diameter	3.1	80.0
C Width	1.8	45.0

**SA0052**

Various Makes 1994-08

**Specifications**

Bearing Type: Generation 1

ABS: N inches mm

A Inner Diameter	1.5	39.0
B Outer Diameter	2.9	74.0
C Width	1.5	39.0

**SA0053**

Mazda: MPV 1997-98

**Specifications**

Bearing Type: Generation 1

ABS: N inches mm

A Inner Diameter	1.7	42.0
B Outer Diameter	3.1	80.0
C Width	1.8	45.0

**SA0055**

Hyundai, Kia 1996-09

**Specifications**

Bearing Type: Generation 1

ABS: N inches mm

A Inner Diameter	1.5	38.0
B Outer Diameter	2.8	70.0
C Width	1.5	37.0

**SA0056**

Ford: Focus 2000-09

**Specifications**

Bearing Type: Generation 1

ABS: Y inches mm

A Inner Diameter	1.5	39.0
B Outer Diameter	3.0	77.0
C Width	1.6	40.0

**Note:**

This bearing comes with a built in magnetic strip which should be assembled towards the ABS sensor.

**SA0057**

Neon, PT Cruiser 2000-01

**Specifications**

Bearing Type: Generation 1

ABS: N inches mm

A Inner Diameter	1.7	42.0
B Outer Diameter	3.0	76.0
C Width	1.3	33.0

**SA0059**

Honda: Odyssey 1999-04

**Specifications**

Bearing Type: Generation 1  
ABS: N

	inches	mm
A Inner Diameter	1.9	48.0
B Outer Diameter	3.5	89.0
C Width	1.7	42.0

**SA0060**

Altima, I30, I35, Maxima 2000-08

**Specifications**

Bearing Type: Generation 1  
ABS: N

	inches	mm
A Inner Diameter	1.7	43.0
B Outer Diameter	3.0	76.0
C Width	1.7	43.0

**SA0061**

Nissan: Sentra 2000-06

**Specifications**

Bearing Type: Generation 1  
ABS: N

	inches	mm
A Inner Diameter	1.6	40.0
B Outer Diameter	2.9	74.2
C Width	1.4	36.0

**SA0062**

Scion, Toyota: ECHO, xA, xB 2000-06

**Specifications**

Bearing Type: Generation 1  
ABS: N

	inches	mm
A Inner Diameter	1.5	38.0
B Outer Diameter	2.8	71.0
C Width	1.5	39.0

**SA0063**

Various Makes 2001-09

**Specifications**

Bearing Type: Generation 1  
ABS: N

	inches	mm
A Inner Diameter	1.8	45.0
B Outer Diameter	3.3	84.0
C Width	1.8	45.0

**SA0065**

Daewoo: Leganza 1999-02

**Specifications**

Bearing Type: Generation 1  
ABS: N

	inches	mm
A Inner Diameter	1.5	39.0
B Outer Diameter	2.9	74.0
C Width	1.5	39.0

**SA0068**

Nissan: Altima 2000-01

**Specifications**

Bearing Type: Generation 1  
ABS: N

	inches	mm
A Inner Diameter	1.7	42.0
B Outer Diameter	3.0	76.0
C Width	1.5	38.0

**SA0069**

Audi: A4, A8, A8 Quattro 1996-99

**Specifications**

Bearing Type: Generation 1  
ABS: N

	inches	mm
A Inner Diameter	1.7	43.0
B Outer Diameter	3.3	85.0
C Width	1.5	37.0

**SA0070**

Pontiac, Scion, Toyota 2000-09

**Specifications**

Bearing Type: Generation 1  
ABS: N

	inches	mm
A Inner Diameter	1.6	40.0
B Outer Diameter	2.9	74.0
C Width	1.7	42.0

**SA0071**

Lexus: LS400 1998-00

**Specifications**

Bearing Type: Generation 1  
ABS: N

	inches	mm
A Inner Diameter	1.4	35.0
B Outer Diameter	3.0	77.0
C Width	1.7	42.0

**SA0072**

Escape, Mariner, Tribute 2001-09

**Specifications**

Bearing Type: Generation 1

ABS: N inches mm

A Inner Diameter	1.7	42.0
B Outer Diameter	3.1	78.0
C Width	1.8	45.0

**SA0073**

Accord, Civic, CSX, TL 2003-09

**Specifications**

Bearing Type: Generation 1

ABS: Y inches mm

A Inner Diameter	1.9	48.0
B Outer Diameter	3.4	86.0
C Width	1.7	42.0

**Note:**

This bearing comes with a built in magnetic strip which should be assembled towards the ABS sensor.

**SA0074**

Honda: CR-V, Element 2002-09

**Specifications**

Bearing Type: Generation 1

ABS: Y inches mm

A Inner Diameter	1.8	45.0
B Outer Diameter	3.3	84.0
C Width	1.7	42.0

**Note:**

This bearing comes with a built in magnetic strip which should be assembled towards the ABS sensor.

**SA0075**

Hyundai: Sonata 1995-98

**Specifications**

Bearing Type: Generation 1

ABS: N inches mm

A Inner Diameter	1.6	40.0
B Outer Diameter	3.1	80.0
C Width	1.4	35.9

**SA0076**

Hyundai, Kia 1999-08

**Specifications**

Bearing Type: Generation 1

ABS: N inches mm

A Inner Diameter	1.7	42.0
B Outer Diameter	3.1	80.0
C Width	1.4	36.0

**SA0077**

Suzuki: Aerio, SX4 2002-09

**Specifications**

Bearing Type: Generation 1

ABS: N inches mm

A Inner Diameter	1.6	40.0
B Outer Diameter	2.8	72.1
C Width	1.4	36.0

**SA0078**

Hyundai, Kia 2001-09

**Specifications**

Bearing Type: Generation 1

ABS: N inches mm

A Inner Diameter	1.5	39.0
B Outer Diameter	2.9	74.0
C Width	1.4	36.0

**SA0079**

Lancer, Outlander 2002-07

**Specifications**

Bearing Type: Generation 1

ABS: N inches mm

A Inner Diameter	1.6	40.0
B Outer Diameter	3.1	80.0
C Width	1.6	40.0

**SA0080**

BMW, Mercedes-Benz 1990-06

**Specifications**

Bearing Type: Generation 1

ABS: Y inches mm

A Inner Diameter	1.8	45.0
B Outer Diameter	3.3	85.0
C Width	1.6	41.0

**Note:**

This bearing comes with a built in magnetic strip which should be assembled towards the ABS sensor.

**SA0081**

BMW: 525Xi, 530xi, X3, X5, X6 2001-09

**Specifications**

Bearing Type: Generation 1

ABS: N inches mm

A Inner Diameter	1.9	49.0
B Outer Diameter	3.5	90.0
C Width	1.8	45.0

**SA0082**

Various Makes 2003-09

**Specifications**

Bearing Type: Generation 1  
ABS: Y

	inches	mm
A Inner Diameter	2.0	51.0
B Outer Diameter	3.8	96.0
C Width	2.0	50.0

**Note:**

This bearing comes with a built in magnetic strip which should be assembled towards the ABS sensor.

**SA0083**

Mercedes-Benz 1994-09

**Specifications**

Bearing Type: Generation 1  
ABS: N

	inches	mm
A Inner Diameter	1.9	49.0
B Outer Diameter	3.5	88.0
C Width	1.1	26.9

**SA0084**

Hyundai, Kia: Amanti, Azera 2004-09

*\* New Product for 2010 Hub and Wheel Bearing Catalog*

**Specifications**

Bearing Type: Generation 1  
ABS: N

	inches	mm
A Inner Diameter	1.8	45.0
B Outer Diameter	3.4	87.0
C Width	1.6	41.0

**SA0085**

Acura, Honda: MDX, Pilot 2003-08

*\* New Product for 2010 Hub and Wheel Bearing Catalog*

**Specifications**

Bearing Type: Generation 1  
ABS: N

	inches	mm
A Inner Diameter	2.0	51.0
B Outer Diameter	3.5	89.0
C Width	1.7	42.0

**SA0086**

Honda: Odyssey 2005-09

*\* New Product for 2010 Hub and Wheel Bearing Catalog*

**Specifications**

Bearing Type: Generation 1  
ABS: Y

	inches	mm
A Inner Diameter	2.0	51.0
B Outer Diameter	3.6	91.0
C Width	1.7	44.0

**Note:**

This bearing comes with a built in magnetic strip which should be assembled towards the ABS sensor.

**SA0087**

Land Rover: Freelander 2002-05

*\* New Product for 2010 Hub and Wheel Bearing Catalog*

**Specifications**

Bearing Type: Generation 1  
ABS: Y

	inches	mm
A Inner Diameter	1.7	44.0
B Outer Diameter	3.3	83.0
C Width	1.5	37.0

**Note:**

This bearing comes with a built in magnetic strip which should be assembled towards the ABS sensor.

**SA0088**

Honda: Ridgeline 2006-09

*\* New Product for 2010 Hub and Wheel Bearing Catalog*

**Specifications**

Bearing Type: Generation 1  
ABS: Y

	inches	mm
A Inner Diameter	2.1	54.0
B Outer Diameter	3.7	95.0
C Width	1.9	48.0

**Note:**

This bearing comes with a built in magnetic strip which should be assembled towards the ABS sensor.

**SA0089**

Honda: Civic 2006-09

*\* New Product for 2010 Hub and Wheel Bearing Catalog*

**Specifications**

Bearing Type: Generation 1  
ABS: Y

	inches	mm
A Inner Diameter	1.7	43.0
B Outer Diameter	3.1	78.0
C Width	1.7	44.0

**Note:**

This bearing comes with a built in magnetic strip which should be assembled towards the ABS sensor.

**SA0090**

Caliber, Compass, Patriot 2007-09

*\* New Product for 2010 Hub and Wheel Bearing Catalog*

**Specifications**

Bearing Type: Generation 1  
ABS: Y

	inches	mm
A Inner Diameter	1.7	43.0
B Outer Diameter	3.1	80.0
C Width	1.6	40.0

**Note:**

This bearing comes with a built in magnetic strip which should be assembled towards the ABS sensor.

**SA0091**

Honda: Fit 2007-08

*\* New Product for 2010 Hub and Wheel Bearing Catalog*

**Specifications**

Bearing Type: Generation 1  
ABS: Y

	inches	mm
A Inner Diameter	1.5	38.0
B Outer Diameter	2.9	74.0
C Width	1.6	40.0

**Note:**

This bearing comes with a built in magnetic strip which should be assembled towards the ABS sensor.

**SA0094**

Toyota: Yaris 2007-09

*\* New Product for 2010 Hub and Wheel Bearing Catalog*

**Specifications**

Bearing Type: Generation 1

ABS: Y inches mm

A Inner Diameter	1.6	40.0
B Outer Diameter	3.0	75.0
C Width	1.5	39.0

**Note:**

This bearing comes with a built in magnetic strip which should be assembled towards the ABS sensor.

**SA0099**

Jaguar: X-Type 2002-08

*\* New Product for 2010 Hub and Wheel Bearing Catalog*

**Specifications**

Bearing Type: Generation 1

ABS: Y inches mm

A Inner Diameter	1.6	40.0
B Outer Diameter	3.0	75.0
C Width	1.5	37.0

**Note:**

This bearing comes with a built in magnetic strip which should be assembled towards the ABS sensor.

**SA1001**

Toyota: Previa 1991-97

**Specifications**

Bearing Type: Generation 1

ABS: N inches mm

A Inner Diameter	1.4	35.0
B Outer Diameter	3.1	80.0
C Width	1.1	28.0

**SA1002**

Suzuki: Samurai 1985-95

**Specifications**

Bearing Type: Generation 1

ABS: N inches mm

A Inner Diameter	1.4	35.0
B Outer Diameter	2.8	72.0
C Width	0.8	21.0

**SA1004**

Sidekick, Tracker, X-90 1989-98

**Specifications**

Bearing Type: Generation 1

ABS: N inches mm

A Inner Diameter	1.4	35.0
B Outer Diameter	3.1	80.0
C Width	1.0	26.0

**SA1007**

Lexus, Toyota 1987-00

**Specifications**

Bearing Type: Generation 1

ABS: N inches mm

A Inner Diameter	1.7	43.0
B Outer Diameter	3.1	80.0
C Width	1.8	45.0

**SA1008**

Quest, Villager 1993-96

**Specifications**

Bearing Type: Generation 1

ABS: N inches mm

A Inner Diameter	1.3	32.0
B Outer Diameter	2.9	73.0
C Width	2.0	50.0

**SA1011**

300ZX, Q45 1990-96

*\* New Product for 2010 Hub and Wheel Bearing Catalog*

**Specifications**

Bearing Type: Generation 1

ABS: N inches mm

A Inner Diameter	1.7	43.0
B Outer Diameter	3.2	81.0
C Width	2.2	56.0

**SA1013**

Eagle, Mitsubishi, Mopar 1992-06

**Specifications**

Bearing Type: Generation 1

ABS: N inches mm

A Inner Diameter	1.6	40.0
B Outer Diameter	2.8	70.0
C Width	1.7	43.0

**SA1014**

Eagle, Mitsubishi, Mopar 1985-99

**Specifications**

Bearing Type: Generation 1

ABS: N inches mm

A Inner Diameter	1.1	28.0
B Outer Diameter	2.3	58.0
C Width	0.6	16.0

**SA1015**

Eagle, Mitsubishi, Mopar 1985-99

**Specifications**

Bearing Type: Generation 1  
ABS: N

	inches	mm
A Inner Diameter	1.4	35.0
B Outer Diameter	2.9	72.5
C Width	0.7	17.0

**SA1016**

Acura, Isuzu 1987-02

**Specifications**

Bearing Type: Generation 1  
ABS: N

	inches	mm
A Inner Diameter	1.6	40.0
B Outer Diameter	3.5	90.0
C Width	1.0	26.0

**SA1019**

Mazda: 929, Millenia, RX-7 1992-02

**Specifications**

Bearing Type: Generation 1  
ABS: N

	inches	mm
A Inner Diameter	1.8	45.0
B Outer Diameter	3.1	80.0
C Width	1.8	45.0

**SA1020**

BMW, Pontiac: 525i, GTO 1989-06

**Specifications**

Bearing Type: Generation 1  
ABS: N

	inches	mm
A Inner Diameter	1.5	37.0
B Outer Diameter	2.9	74.0
C Width	1.8	45.0

**SA1023**

Subaru: Forester 1998-08

**Specifications**

Bearing Type: Generation 1  
ABS: N

	inches	mm
A Inner Diameter	1.5	38.0
B Outer Diameter	2.6	65.0
C Width	2.0	52.0

**SA1024**

Chevrolet, GMC, Suzuki 1999-05

**Specifications**

Bearing Type: Generation 1  
ABS: N

	inches	mm
A Inner Diameter	1.6	40.0
B Outer Diameter	3.1	80.0
C Width	0.9	23.0

**SA1026**

BMW, Mercedes-Benz 1990-06

**Specifications**

Bearing Type: Generation 1  
ABS: Y

	inches	mm
A Inner Diameter	1.8	45.0
B Outer Diameter	3.3	85.0
C Width	1.6	41.0

**Note:**

This bearing comes with a built in magnetic strip which should be assembled towards the ABS sensor.

**SA1027**

Mazda: MPV 1996-98

**Specifications**

Bearing Type: Generation 1  
ABS: N

	inches	mm
A Inner Diameter	1.7	42.0
B Outer Diameter	3.1	80.0
C Width	1.8	45.0

**SA1028**

Lexus 1998-09

**Specifications**

Bearing Type: Generation 1  
ABS: N

	inches	mm
A Inner Diameter	1.9	49.0
B Outer Diameter	3.3	84.0
C Width	2.0	50.0

**SA1029**

Honda: CR-V 2002-06

**Specifications**

Bearing Type: Generation 1  
ABS: Y

	inches	mm
A Inner Diameter	1.5	38.0
B Outer Diameter	2.9	73.0
C Width	1.6	40.0

**Note:**

This bearing comes with a built in magnetic strip which should be assembled towards the ABS sensor.

**SA1030**

Suzuki: XL-7 2002-06

**Specifications**

Bearing Type: Generation 1

ABS: N inches mm

A Inner Diameter	1.6	40.0
B Outer Diameter	2.9	74.0
C Width	1.4	36.0

**SA1031**

4Runner, Tacoma, Tundra 2000-07

**Specifications**

Bearing Type: Generation 1

ABS: N inches mm

A Inner Diameter	1.6	40.0
B Outer Diameter	3.5	89.4
C Width	1.1	28.0

**SA1032**

Ford, Jaguar, Lincoln 2000-09

**Specifications**

Bearing Type: Generation 1

ABS: N inches mm

A Inner Diameter	1.7	42.0
B Outer Diameter	3.1	80.0
C Width	1.8	46.0

**SA1033**

Ridgeline, Sorento 2003-09

*\* New Product for 2010 Hub and Wheel Bearing Catalog*

**Specifications**

Bearing Type: Generation 1

ABS: Y inches mm

A Inner Diameter	2.0	51.0
B Outer Diameter	3.5	89.0
C Width	1.7	44.0

**Note:**

This bearing comes with a built in magnetic strip which should be assembled towards the ABS sensor.

**SA1036**

Acura: MDX 2003-06

*\* New Product for 2010 Hub and Wheel Bearing Catalog*

**Specifications**

Bearing Type: Generation 1

ABS: N inches mm

A Inner Diameter	1.9	49.0
B Outer Diameter	3.3	84.0
C Width	1.6	40.0

**SA1038**

M45, Rogue 2003-09

*\* New Product for 2010 Hub and Wheel Bearing Catalog*

**Specifications**

Bearing Type: Generation 1

ABS: N inches mm

A Inner Diameter	1.7	43.0
B Outer Diameter	3.1	79.0
C Width	1.8	45.0

**SA1039**

Mazda: RX-8 2004-09

*\* New Product for 2010 Hub and Wheel Bearing Catalog*

**Specifications**

Bearing Type: Generation 1

ABS: N inches mm

A Inner Diameter	1.8	45.0
B Outer Diameter	3.1	80.0
C Width	2.0	50.0

**SAB31**

Renault: Alliance, Encore 1983-87

**Specifications**

Bearing Type: Generation 1

ABS: N inches mm

A Inner Diameter	1.4	35.0
B Outer Diameter	2.6	65.0
C Width	1.4	35.0

**SAB32**

Honda: Accord, Prelude 1981-87

**Specifications**

Bearing Type: Generation 1

ABS: N inches mm

A Inner Diameter	1.4	36.0
B Outer Diameter	2.8	72.0
C Width	1.3	34.0

**SAB35**

Various Makes 1975-09

**Specifications**

Bearing Type: Generation 1

ABS: N inches mm

A Inner Diameter	1.3	34.0
B Outer Diameter	2.5	64.0
C Width	1.5	37.0



**SAB38**

Audi, Volkswagen 1973-93

**Specifications**

Bearing Type: Generation 1  
ABS: N

	inches	mm
A Inner Diameter	1.5	39.0
B Outer Diameter	2.7	68.0
C Width	1.5	37.0

**SAB39**

Chrysler, Dodge, Plymouth 1978-90

**Specifications**

Bearing Type: Generation 1  
ABS: N

	inches	mm
A Inner Diameter	1.6	40.0
B Outer Diameter	3.0	76.0
C Width	1.3	33.0

**SAB42**

Chrysler, Dodge, Plymouth 1984-90

**Specifications**

Bearing Type: Generation 1  
ABS: N

	inches	mm
A Inner Diameter	1.5	38.0
B Outer Diameter	2.9	74.0
C Width	1.4	36.0

**SAF100**

Honda: Element 2007-09

*\* New Product for 2010 Hub and Wheel Bearing Catalog*

**Specifications**

Bearing Type: Generation 1  
ABS: Y

	inches	mm
A Inner Diameter	1.9	48.0
B Outer Diameter	3.4	86.0
C Width	1.7	42.0

**Note:**

This bearing comes with a built in magnetic strip which should be assembled towards the ABS sensor.



**GENERATION 2 AND 3 HUB ASSEMBLIES**

**FW500K**

Chrysler, Dodge, Plymouth 1978-90



**Specifications**

Bearing Type: Generation 2  
ABS: N

	qty.	inches	mm
A Flange Spindle Diameter		4.8	121.9
B Spindle Bolt Circle Diameter		3.9	99.6
C Brake Pilot Diameter		2.2	56.8
D Wheel Pilot Diameter		2.2	56.8
H Flange Offset		--	--
E Hub Pilot Diameter		3.0	76.0
F Hub Bolt Circle Diameter		--	--
Spindle Bolt	4		
Hub Bolt	--		
Spline Teeth	26		

**FW501K**

Chrysler, Dodge, Plymouth 1983-91



**Specifications**

Bearing Type: Generation 2  
ABS: N

	qty.	inches	mm
A Flange Spindle Diameter		5.0	125.7
B Spindle Bolt Circle Diameter		3.9	99.6
C Brake Pilot Diameter		2.4	60.9
D Wheel Pilot Diameter		2.2	56.8
H Flange Offset		--	--
E Hub Pilot Diameter		3.0	76.0
F Hub Bolt Circle Diameter		--	--
Spindle Bolt	4		
Hub Bolt	--		
Spline Teeth	26		

**FW502K**

Chrysler, Dodge, Plymouth 1983-91



**Specifications**

Bearing Type: Generation 2  
ABS: N

	qty.	inches	mm
A Flange Spindle Diameter		5.0	125.7
B Spindle Bolt Circle Diameter		3.9	99.6
C Brake Pilot Diameter		2.4	60.8
D Wheel Pilot Diameter		2.2	56.8
H Flange Offset		--	--
E Hub Pilot Diameter		3.0	76.0
F Hub Bolt Circle Diameter		--	--
Spindle Bolt	5		
Hub Bolt	--		
Spline Teeth	26		

**FW503K**

Escort, EXP, Tempo, Topaz 1983-94



**Specifications**

Bearing Type: Generation 2  
ABS: N

	qty.	inches	mm
A Flange Spindle Diameter		5.1	130.3
B Spindle Bolt Circle Diameter		4.3	108.0
C Brake Pilot Diameter		2.5	63.2
D Wheel Pilot Diameter		2.5	63.2
H Flange Offset		--	--
E Hub Pilot Diameter		2.7	68.1
F Hub Bolt Circle Diameter		--	--
Spindle Bolt	4		
Hub Bolt	--		
Spline Teeth	26		

**FW504K**

Honda: Accord, Prelude 1982-83



**Specifications**

Bearing Type: Generation 2  
ABS: N

	qty.	inches	mm
A Flange Spindle Diameter	4.8	120.7	
B Spindle Bolt Circle Diameter	4.0	100.3	
C Brake Pilot Diameter	2.4	60.8	
D Wheel Pilot Diameter	2.2	56.1	
H Flange Offset	--	--	
E Hub Pilot Diameter	1.4	36.0	
F Hub Bolt Circle Diameter	--	--	
Spindle Bolt	4		
Hub Bolt	--		
Spline Teeth	24		

**FW505K**

Honda: Accord 1986-89



**Specifications**

Bearing Type: Generation 2  
ABS: N

	qty.	inches	mm
A Flange Spindle Diameter	4.8	121.5	
B Spindle Bolt Circle Diameter	3.9	99.6	
C Brake Pilot Diameter	2.4	60.9	
D Wheel Pilot Diameter	2.2	56.1	
H Flange Offset	--	--	
E Hub Pilot Diameter	1.6	40.0	
F Hub Bolt Circle Diameter	--	--	
Spindle Bolt	4		
Hub Bolt	--		
Spline Teeth	--		

**FW506K**

Toyota: Camry 1983-91



**Specifications**

Bearing Type: Generation 2  
ABS: N

	qty.	inches	mm
A Flange Spindle Diameter	4.9	124.0	
B Spindle Bolt Circle Diameter	3.9	99.6	
C Brake Pilot Diameter	2.1	54.0	
D Wheel Pilot Diameter	2.1	54.0	
H Flange Offset	--	--	
E Hub Pilot Diameter	1.5	38.0	
F Hub Bolt Circle Diameter	--	--	
Spindle Bolt	5		
Hub Bolt	--		
Spline Teeth	26		

**FW507K**

Toyota: Corolla 1987-97



**Specifications**

Bearing Type: Generation 2  
ABS: N

	qty.	inches	mm
A Flange Spindle Diameter	4.9	124.0	
B Spindle Bolt Circle Diameter	3.9	99.6	
C Brake Pilot Diameter	2.1	54.0	
D Wheel Pilot Diameter	2.1	54.0	
H Flange Offset	--	--	
E Hub Pilot Diameter	1.5	38.0	
F Hub Bolt Circle Diameter	--	--	
Spindle Bolt	4		
Hub Bolt	--		
Spline Teeth	--		

**FW600K**

Continental, Sable, Taurus 1986-91



**Specifications**

Bearing Type: Generation 2  
ABS: N

	qty.	inches	mm
A Flange Spindle Diameter		5.4	138.0
B Spindle Bolt Circle Diameter		4.3	108.0
C Brake Pilot Diameter		2.5	64.5
D Wheel Pilot Diameter		2.5	64.0
H Flange Offset		--	--
E Hub Pilot Diameter		3.0	76.0
F Hub Bolt Circle Diameter		--	--
Spindle Bolt	5		
Hub Bolt	--		
Spline Teeth	26		

**FW700**

Ford: Aerostar 1990-97



**Specifications**

Bearing Type: Generation 3  
ABS: N

	qty.	inches	mm
A Flange Spindle Diameter		5.7	144.5
B Spindle Bolt Circle Diameter		4.4	112.0
C Brake Pilot Diameter		2.5	64.4
D Wheel Pilot Diameter		2.5	63.8
H Flange Offset		2.0	51.1
E Hub Pilot Diameter		3.9	99.6
F Hub Bolt Circle Diameter		5.2	132.0
Spindle Bolt	5		
Hub Bolt	3		
Spline Teeth	26		

**FW701**

Chevrolet, GMC 1988-94



**Specifications**

Bearing Type: Generation 3  
ABS: N

	qty.	inches	mm
A Flange Spindle Diameter		7.2	182.0
B Spindle Bolt Circle Diameter		5.5	139.7
C Brake Pilot Diameter		3.1	77.9
D Wheel Pilot Diameter		3.1	77.9
H Flange Offset		2.2	56.8
E Hub Pilot Diameter		3.9	100.0
F Hub Bolt Circle Diameter		5.0	127.0
Spindle Bolt	6		
Hub Bolt	3		
Spline Teeth	33		

**FW702**

Chevrolet, GMC: K1500 1988-91



**Specifications**

Bearing Type: Generation 3  
ABS: N

	qty.	inches	mm
A Flange Spindle Diameter		7.2	182.0
B Spindle Bolt Circle Diameter		5.5	139.7
C Brake Pilot Diameter		3.1	77.9
D Wheel Pilot Diameter		3.1	77.9
H Flange Offset		2.0	50.6
E Hub Pilot Diameter		3.9	100.0
F Hub Bolt Circle Diameter		5.0	127.0
Spindle Bolt	6		
Hub Bolt	3		
Spline Teeth	33		

**FW703**

Ford, Mercury 1995-02



**Specifications**

Bearing Type: Generation 3  
ABS: Y

	qty.	inches	mm
A Flange Spindle Diameter		5.9	150.5
B Spindle Bolt Circle Diameter		4.5	114.3
C Brake Pilot Diameter		2.8	71.9
D Wheel Pilot Diameter		2.8	70.4
H Flange Offset		2.2	56.2
E Hub Pilot Diameter		3.9	100.1
F Hub Bolt Circle Diameter		4.8	120.7
Spindle Bolt	5		
Hub Bolt	3		
Spline Teeth	27		

**FW704**

Expedition, Navigator 1997-99



**Specifications**

Bearing Type: Generation 3  
ABS: Y

	qty.	inches	mm
A Flange Spindle Diameter		7.1	181.2
B Spindle Bolt Circle Diameter		5.3	135.0
C Brake Pilot Diameter		3.6	92.3
D Wheel Pilot Diameter		3.4	87.1
H Flange Offset		2.0	49.7
E Hub Pilot Diameter		3.9	99.3
F Hub Bolt Circle Diameter		5.0	125.9
Spindle Bolt	5		
Hub Bolt	3		
Spline Teeth	33		

**FW705**

Astro, Safari 1990-94



**Specifications**

Bearing Type: Generation 3  
ABS: Y

	qty.	inches	mm
A Flange Spindle Diameter		6.6	168.1
B Spindle Bolt Circle Diameter		5.0	127.0
C Brake Pilot Diameter		3.1	78.4
D Wheel Pilot Diameter		3.1	77.7
H Flange Offset		3.0	74.9
E Hub Pilot Diameter		3.8	97.7
F Hub Bolt Circle Diameter		5.0	126.0
Spindle Bolt	5		
Hub Bolt	3		
Spline Teeth	33		

**FW706**

Dodge: Ram 1500 1994-99



**Specifications**

Bearing Type: Generation 3  
ABS: N

	qty.	inches	mm
A Flange Spindle Diameter		6.8	172.2
B Spindle Bolt Circle Diameter		5.5	139.7
C Brake Pilot Diameter		3.1	78.4
D Wheel Pilot Diameter		3.1	77.6
H Flange Offset		2.0	50.8
E Hub Pilot Diameter		3.8	97.7
F Hub Bolt Circle Diameter		5.0	126.0
Spindle Bolt	5		
Hub Bolt	3		
Spline Teeth	33		

**FW707**

Dodge: Dakota, Durango 1997-04



**Specifications**

Bearing Type: Generation 3  
ABS: N

	qty.	inches	mm
A Flange Spindle Diameter		6.3	160.1
B Spindle Bolt Circle Diameter		4.5	114.3
C Brake Pilot Diameter		2.9	73.4
D Wheel Pilot Diameter		2.8	71.3
H Flange Offset		2.1	53.5
E Hub Pilot Diameter		3.5	89.7
F Hub Bolt Circle Diameter		4.9	123.2
Spindle Bolt	6		
Hub Bolt	3		
Spline Teeth	31		

**FW708**

Dodge: Dakota, Durango 1997-04



**Specifications**

Bearing Type: Generation 3  
ABS: Y

	qty.	inches	mm
A Flange Spindle Diameter		6.3	160.1
B Spindle Bolt Circle Diameter		4.5	114.3
C Brake Pilot Diameter		2.9	73.4
D Wheel Pilot Diameter		2.8	71.3
H Flange Offset		2.1	53.5
E Hub Pilot Diameter		3.5	89.7
F Hub Bolt Circle Diameter		4.9	123.2
Spindle Bolt	6		
Hub Bolt	3		
Spline Teeth	31		

**FW709**

Dodge: Dakota, Durango 1997-04



**Specifications**

Bearing Type: Generation 3  
ABS: Y

	qty.	inches	mm
A Flange Spindle Diameter		6.3	160.1
B Spindle Bolt Circle Diameter		4.5	114.3
C Brake Pilot Diameter		2.9	73.4
D Wheel Pilot Diameter		2.8	71.3
H Flange Offset		2.1	53.5
E Hub Pilot Diameter		3.5	89.7
F Hub Bolt Circle Diameter		4.9	123.2
Spindle Bolt	6		
Hub Bolt	3		
Spline Teeth	31		

**FW710**

Ford: F-150 1997-00



**Specifications**

Bearing Type: Generation 3  
ABS: Y

	qty.	inches	mm
A Flange Spindle Diameter		7.2	183.5
B Spindle Bolt Circle Diameter		5.2	132.3
C Brake Pilot Diameter		3.5	90.0
D Wheel Pilot Diameter		3.4	86.7
H Flange Offset		1.9	49.1
E Hub Pilot Diameter		3.9	99.3
F Hub Bolt Circle Diameter		5.0	125.9
Spindle Bolt	5		
Hub Bolt	3		
Spline Teeth	33		

**FW711**

Dodge: Ram 2500 1994-97



**Specifications**

Bearing Type: Generation 3  
ABS: N

	qty.	inches	mm
A Flange Spindle Diameter		8.2	208.1
B Spindle Bolt Circle Diameter		6.5	165.1
C Brake Pilot Diameter		4.8	121.1
D Wheel Pilot Diameter		4.8	121.1
H Flange Offset		2.2	55.9
E Hub Pilot Diameter		3.9	99.2
F Hub Bolt Circle Diameter		5.5	139.7
Spindle Bolt	8		
Hub Bolt	3		
Spline Teeth	33		

**FW712**

Dodge: Ram 2500 1994-99



**Specifications**

Bearing Type: Generation 3  
ABS: N

	qty.	inches	mm
A Flange Spindle Diameter		8.4	213.9
B Spindle Bolt Circle Diameter		6.5	165.1
C Brake Pilot Diameter		4.8	121.1
D Wheel Pilot Diameter		4.8	121.1
H Flange Offset		3.0	75.3
E Hub Pilot Diameter		4.5	113.9
F Hub Bolt Circle Diameter		5.4	138.3
Spindle Bolt	8		
Hub Bolt	4		
Spline Teeth	33		

**FW713**

B3000, B4000, Ranger 2000-02



**Specifications**

Bearing Type: Generation 3  
ABS: Y

	qty.	inches	mm
A Flange Spindle Diameter		5.9	149.5
B Spindle Bolt Circle Diameter		4.5	113.5
C Brake Pilot Diameter		2.8	70.4
D Wheel Pilot Diameter		2.8	70.4
H Flange Offset		2.2	56.3
E Hub Pilot Diameter		3.9	100.1
F Hub Bolt Circle Diameter		4.8	120.7
Spindle Bolt	5		
Hub Bolt	3		
Spline Teeth	27		

**FW714**

B3000, B4000, Ranger 2000-09



**Specifications**

Bearing Type: Generation 3  
ABS: N

	qty.	inches	mm
A Flange Spindle Diameter		5.9	149.5
B Spindle Bolt Circle Diameter		4.5	113.5
C Brake Pilot Diameter		2.8	70.4
D Wheel Pilot Diameter		2.8	70.4
H Flange Offset		2.2	56.3
E Hub Pilot Diameter		3.9	100.1
F Hub Bolt Circle Diameter		4.8	120.7
Spindle Bolt	5		
Hub Bolt	3		
Spline Teeth	27		

**FW715**

Chevrolet, GMC 95



**Specifications**

Bearing Type: Generation 3  
ABS: Y

	qty.	inches	mm
A Flange Spindle Diameter	8.2	208.0	
B Spindle Bolt Circle Diameter	6.5	165.1	
C Brake Pilot Diameter	4.6	116.6	
D Wheel Pilot Diameter	4.6	116.6	
H Flange Offset	2.7	68.3	
E Hub Pilot Diameter	4.2	105.9	
F Hub Bolt Circle Diameter	5.5	140.0	
Spindle Bolt	8		
Hub Bolt	4		
Spline Teeth	33		

**FW716**

Chevrolet, GMC 95



**Specifications**

Bearing Type: Generation 3  
ABS: Y

	qty.	inches	mm
A Flange Spindle Diameter	8.2	208.0	
B Spindle Bolt Circle Diameter	6.5	165.1	
C Brake Pilot Diameter	4.6	116.6	
D Wheel Pilot Diameter	4.6	116.6	
H Flange Offset	2.7	68.3	
E Hub Pilot Diameter	4.2	105.9	
F Hub Bolt Circle Diameter	5.5	140.0	
Spindle Bolt	8		
Hub Bolt	4		
Spline Teeth	33		

**FW717**

Ford: F-150 1997-00



**Specifications**

Bearing Type: Generation 3  
ABS: N

	qty.	inches	mm
A Flange Spindle Diameter	7.2	183.5	
B Spindle Bolt Circle Diameter	5.3	135.1	
C Brake Pilot Diameter	3.5	90.0	
D Wheel Pilot Diameter	3.4	86.7	
H Flange Offset	1.9	49.3	
E Hub Pilot Diameter	3.9	99.3	
F Hub Bolt Circle Diameter	5.0	126.0	
Spindle Bolt	5		
Hub Bolt	3		
Spline Teeth	33		

**FW718**

Chevrolet, GMC 1988-94



**Specifications**

Bearing Type: Generation 3  
ABS: N

	qty.	inches	mm
A Flange Spindle Diameter	8.2	208.0	
B Spindle Bolt Circle Diameter	6.5	165.1	
C Brake Pilot Diameter	4.6	116.6	
D Wheel Pilot Diameter	4.6	116.6	
H Flange Offset	2.7	68.3	
E Hub Pilot Diameter	4.2	105.9	
F Hub Bolt Circle Diameter	5.4	138.3	
Spindle Bolt	8		
Hub Bolt	4		
Spline Teeth	33		



**FW719**

Astro, Safari 1995-02



**Specifications**

Bearing Type: Generation 3  
ABS: Y

	qty.	inches	mm
A Flange Spindle Diameter		6.6	168.3
B Spindle Bolt Circle Diameter		4.9	125.4
C Brake Pilot Diameter		3.1	78.2
D Wheel Pilot Diameter		3.0	77.4
H Flange Offset		2.9	74.7
E Hub Pilot Diameter		3.9	99.5
F Hub Bolt Circle Diameter		4.9	125.0
Spindle Bolt	5		
Hub Bolt	3		
Spline Teeth	33		

**FW720**

Ford 1999-05



**Specifications**

Bearing Type: Generation 3  
ABS: Y

	qty.	inches	mm
A Flange Spindle Diameter		8.0	203.2
B Spindle Bolt Circle Diameter		6.7	169.9
C Brake Pilot Diameter		4.9	125.0
D Wheel Pilot Diameter		4.9	124.7
H Flange Offset		2.2	54.8
E Hub Pilot Diameter		4.5	113.8
F Hub Bolt Circle Diameter		4.4	112.3
Spindle Bolt	8		
Hub Bolt	4		
Spline Teeth	--		

**FW721**

Ford 1999-04



**Specifications**

Bearing Type: Generation 3  
ABS: N

	qty.	inches	mm
A Flange Spindle Diameter		8.0	204.0
B Spindle Bolt Circle Diameter		6.7	169.9
C Brake Pilot Diameter		4.9	125.0
D Wheel Pilot Diameter		4.9	124.2
H Flange Offset		2.1	54.3
E Hub Pilot Diameter		3.3	84.6
F Hub Bolt Circle Diameter		3.9	99.7
Spindle Bolt	8		
Hub Bolt	4		
Spline Teeth	--		

**FW722**

Ford 1997-04



**Specifications**

Bearing Type: Generation 3  
ABS: N

	qty.	inches	mm
A Flange Spindle Diameter		7.2	182.9
B Spindle Bolt Circle Diameter		5.9	150.4
C Brake Pilot Diameter		3.6	92.5
D Wheel Pilot Diameter		3.4	87.1
H Flange Offset		1.9	49.1
E Hub Pilot Diameter		3.9	99.3
F Hub Bolt Circle Diameter		5.0	126.0
Spindle Bolt	7		
Hub Bolt	3		
Spline Teeth	33		

**FW723**

Dodge: Ram 1500 1997-99



**Specifications**

Bearing Type: Generation 3  
ABS: Y

	qty.	inches	mm
A Flange Spindle Diameter		6.8	172.2
B Spindle Bolt Circle Diameter		5.5	139.7
C Brake Pilot Diameter		3.1	78.5
D Wheel Pilot Diameter		3.1	77.7
H Flange Offset		2.0	50.8
E Hub Pilot Diameter		3.9	99.3
F Hub Bolt Circle Diameter		5.0	126.0
Spindle Bolt	5		
Hub Bolt	3		
Spline Teeth	33		

**FW724**

Cadillac, Chevrolet, GMC 1995-00



**Specifications**

Bearing Type: Generation 3  
ABS: Y

	qty.	inches	mm
A Flange Spindle Diameter		7.2	182.0
B Spindle Bolt Circle Diameter		5.5	139.7
C Brake Pilot Diameter		3.1	78.1
D Wheel Pilot Diameter		3.1	77.5
H Flange Offset		2.2	56.8
E Hub Pilot Diameter		3.9	99.3
F Hub Bolt Circle Diameter		5.0	127.0
Spindle Bolt	6		
Hub Bolt	3		
Spline Teeth	33		

**FW725**

Ford 1999-02



**Specifications**

Bearing Type: Generation 3  
ABS: Y

	qty.	inches	mm
A Flange Spindle Diameter		8.0	203.2
B Spindle Bolt Circle Diameter		6.7	169.8
C Brake Pilot Diameter		5.1	128.9
D Wheel Pilot Diameter		4.9	124.7
H Flange Offset		2.0	50.0
E Hub Pilot Diameter		4.5	113.7
F Hub Bolt Circle Diameter		5.5	140.0
Spindle Bolt	8		
Hub Bolt	4		
Spline Teeth	55		

**FW726**

B3000, B4000, Ranger 1998-00



**Specifications**

Bearing Type: Generation 3  
ABS: N

	qty.	inches	mm
A Flange Spindle Diameter		5.9	149.5
B Spindle Bolt Circle Diameter		4.5	113.5
C Brake Pilot Diameter		2.8	70.4
D Wheel Pilot Diameter		2.8	70.4
H Flange Offset		2.2	56.3
E Hub Pilot Diameter		3.9	100.1
F Hub Bolt Circle Diameter		4.8	120.7
Spindle Bolt	5		
Hub Bolt	3		
Spline Teeth	--		

**FW727**

B3000, B4000, Ranger 1998-00

*\* New Product for 2010 Hub and Wheel Bearing Catalog*



**Specifications**

Bearing Type: Generation 3  
ABS: Y

	qty.	inches	mm
A Flange Spindle Diameter		5.8	148.0
B Spindle Bolt Circle Diameter		4.5	114.0
C Brake Pilot Diameter		2.8	72.0
D Wheel Pilot Diameter		2.6	64.8
H Flange Offset		2.2	56.6
E Hub Pilot Diameter		3.9	100.0
F Hub Bolt Circle Diameter		4.0	102.6
Spindle Bolt	5		
Hub Bolt	3		
Spline Teeth	43		

**FW728**

F-150, F-150 Heritage 2000-04



**Specifications**

Bearing Type: Generation 3  
ABS: N

	qty.	inches	mm
A Flange Spindle Diameter		7.1	181.2
B Spindle Bolt Circle Diameter		5.3	133.7
C Brake Pilot Diameter		3.4	86.9
D Wheel Pilot Diameter		3.4	86.8
H Flange Offset		1.9	49.5
E Hub Pilot Diameter		3.9	99.3
F Hub Bolt Circle Diameter		5.0	126.0
Spindle Bolt	5		
Hub Bolt	3		
Spline Teeth	33		

**FW729**

F-150, F-150 Heritage 2000-04




**Specifications**

Bearing Type: Generation 3  
ABS: Y

	qty.	inches	mm
A Flange Spindle Diameter		7.1	181.1
B Spindle Bolt Circle Diameter		5.3	133.7
C Brake Pilot Diameter		3.6	92.5
D Wheel Pilot Diameter		3.4	86.8
H Flange Offset		1.9	49.5
E Hub Pilot Diameter		3.9	99.3
F Hub Bolt Circle Diameter		5.0	126.0
Spindle Bolt	5		
Hub Bolt	3		
Spline Teeth	33		

**FW730**

Ford: F-150, F-250 1997-03



**Specifications**

Bearing Type: Generation 3  
ABS: Y

	qty.	inches	mm
A Flange Spindle Diameter		7.1	181.4
B Spindle Bolt Circle Diameter		5.9	150.4
C Brake Pilot Diameter		3.6	92.5
D Wheel Pilot Diameter		3.4	86.8
H Flange Offset		1.9	49.1
E Hub Pilot Diameter		3.9	99.3
F Hub Bolt Circle Diameter		5.0	126.0
Spindle Bolt	7		
Hub Bolt	3		
Spline Teeth	33		

**FW731**

Expedition, Navigator 1999-02



**Specifications**

Bearing Type: Generation 3  
ABS: Y

	qty.	inches	mm
A Flange Spindle Diameter		7.2	183.0
B Spindle Bolt Circle Diameter		5.3	134.9
C Brake Pilot Diameter		3.6	92.5
D Wheel Pilot Diameter		3.4	87.1
H Flange Offset		1.9	49.1
E Hub Pilot Diameter		3.9	99.3
F Hub Bolt Circle Diameter		5.0	126.0
Spindle Bolt	5		
Hub Bolt	3		
Spline Teeth	33		

**FW732**

Dodge: Dakota, Durango 1997-04



**Specifications**

Bearing Type: Generation 2  
ABS: N

	qty.	inches	mm
A Flange Spindle Diameter		6.3	160.3
B Spindle Bolt Circle Diameter		4.5	114.3
C Brake Pilot Diameter		2.9	73.3
D Wheel Pilot Diameter		2.8	71.4
H Flange Offset		--	--
E Hub Pilot Diameter		3.9	100.0
F Hub Bolt Circle Diameter		--	--
Spindle Bolt	6		
Hub Bolt	--		
Spline Teeth	--		

**FW733**

Dodge: Dakota, Durango 1997-04



**Specifications**

Bearing Type: Generation 2  
ABS: Y

	qty.	inches	mm
A Flange Spindle Diameter		6.3	160.3
B Spindle Bolt Circle Diameter		4.7	119.9
C Brake Pilot Diameter		2.9	73.3
D Wheel Pilot Diameter		2.8	71.4
H Flange Offset		--	--
E Hub Pilot Diameter		--	--
F Hub Bolt Circle Diameter		--	--
Spindle Bolt	6		
Hub Bolt	--		
Spline Teeth	--		

**FW734**

Dodge: Ram 2500 1998-99




**Specifications**

Bearing Type: Generation 3  
ABS: Y

	qty.	inches	mm
A Flange Spindle Diameter		8.4	213.9
B Spindle Bolt Circle Diameter		6.5	166.0
C Brake Pilot Diameter		4.8	121.0
D Wheel Pilot Diameter		4.8	121.0
H Flange Offset		3.0	75.7
E Hub Pilot Diameter		4.5	113.9
F Hub Bolt Circle Diameter		3.8	97.5
Spindle Bolt	8		
Hub Bolt	4		
Spline Teeth	33		

**FW735**

Dodge: Ram 2500 1998-99



**Specifications**

Bearing Type: Generation 3  
ABS: Y

	qty.	inches	mm
A Flange Spindle Diameter		8.4	213.9
B Spindle Bolt Circle Diameter		6.5	166.0
C Brake Pilot Diameter		4.8	121.0
D Wheel Pilot Diameter		4.8	121.0
H Flange Offset		3.0	75.7
E Hub Pilot Diameter		4.5	113.9
F Hub Bolt Circle Diameter		5.5	140.0
Spindle Bolt	8		
Hub Bolt	4		
Spline Teeth	33		

**FW736**

Cadillac, Chevrolet, GMC 1999-08



**Specifications**

Bearing Type: Generation 3  
ABS: Y

	qty.	inches	mm
A Flange Spindle Diameter		7.1	180.0
B Spindle Bolt Circle Diameter		5.5	139.0
C Brake Pilot Diameter		3.1	78.3
D Wheel Pilot Diameter		3.1	77.8
H Flange Offset		2.0	50.0
E Hub Pilot Diameter		3.9	99.3
F Hub Bolt Circle Diameter		5.0	126.0
Spindle Bolt	6		
Hub Bolt	3		
Spline Teeth	33		

**FW738**

Dodge: Ram 1500 2000-01



**Specifications**

Bearing Type: Generation 3  
ABS: N

	qty.	inches	mm
A Flange Spindle Diameter		7.2	183.2
B Spindle Bolt Circle Diameter		5.4	137.6
C Brake Pilot Diameter		3.1	78.4
D Wheel Pilot Diameter		3.1	77.7
H Flange Offset		2.0	50.7
E Hub Pilot Diameter		3.9	99.1
F Hub Bolt Circle Diameter		4.8	122.2
Spindle Bolt	5		
Hub Bolt	3		
Spline Teeth	33		

**FW739**

Dodge: Ram 1500 2000-01



**Specifications**


Bearing Type: Generation 3  
ABS: Y

	qty.	inches	mm
A Flange Spindle Diameter		7.2	182.5
B Spindle Bolt Circle Diameter		5.4	137.7
C Brake Pilot Diameter		3.1	78.3
D Wheel Pilot Diameter		3.1	77.6
H Flange Offset		2.0	49.9
E Hub Pilot Diameter		3.8	97.7
F Hub Bolt Circle Diameter		4.4	110.5
Spindle Bolt	5		
Hub Bolt	3		
Spline Teeth	33		

**FW740**

Lexus, Toyota 2003-09

*\* New Product for 2010 Hub and Wheel Bearing Catalog*



**Specifications**

Bearing Type: Generation 2  
ABS: N

	qty.	inches	mm
A Flange Spindle Diameter	--	--	--
B Spindle Bolt Circle Diameter	--	--	--
C Brake Pilot Diameter	--	--	--
D Wheel Pilot Diameter	--	--	--
H Flange Offset	--	--	--
E Hub Pilot Diameter	3.8	96.0	
F Hub Bolt Circle Diameter	5.2	132.0	
Spindle Bolt	--		
Hub Bolt	4		
Spline Teeth	--		

**FW741**

Chevrolet, GMC 1996-00



**Specifications**

Bearing Type: Generation 3  
ABS: Y

	qty.	inches	mm
A Flange Spindle Diameter	8.2	208.0	
B Spindle Bolt Circle Diameter	6.5	166.0	
C Brake Pilot Diameter	4.6	116.5	
D Wheel Pilot Diameter	4.6	116.5	
H Flange Offset	2.7	68.3	
E Hub Pilot Diameter	4.1	104.8	
F Hub Bolt Circle Diameter	5.5	140.0	
Spindle Bolt	8		
Hub Bolt	4		
Spline Teeth	33		

**FW742**

Expedition, Navigator 2002-06



**Specifications**

Bearing Type: Generation 3  
ABS: y

	qty.	inches	mm
A Flange Spindle Diameter	7.2	183.0	
B Spindle Bolt Circle Diameter	5.3	135.0	
C Brake Pilot Diameter	3.5	90.0	
D Wheel Pilot Diameter	3.4	86.8	
H Flange Offset	1.5	39.0	
E Hub Pilot Diameter	3.9	99.3	
F Hub Bolt Circle Diameter	6.3	159.5	
Spindle Bolt	6		
Hub Bolt	4		
Spline Teeth	--		

**FW743**

Expedition, Navigator 2003-06



**Specifications**

Bearing Type: Generation 3  
ABS: Y

	qty.	inches	mm
A Flange Spindle Diameter	7.2	183.0	
B Spindle Bolt Circle Diameter	5.3	135.0	
C Brake Pilot Diameter	3.5	90.0	
D Wheel Pilot Diameter	3.4	87.0	
H Flange Offset	1.8	46.0	
E Hub Pilot Diameter	3.9	99.3	
F Hub Bolt Circle Diameter	6.3	160.0	
Spindle Bolt	6		
Hub Bolt	4		
Spline Teeth	--		

**FW744**

Astro, Safari 2003-05



**Specifications**

Bearing Type: Generation 3  
ABS: Y

	qty.	inches	mm
A Flange Spindle Diameter		7.1	180.0
B Spindle Bolt Circle Diameter		5.5	139.7
C Brake Pilot Diameter		3.2	82.0
D Wheel Pilot Diameter		3.1	78.4
H Flange Offset		1.9	49.4
E Hub Pilot Diameter		3.9	99.3
F Hub Bolt Circle Diameter		5.0	126.0
Spindle Bolt	6		
Hub Bolt	3		
Spline Teeth	--		

**FW746**

Ford: F-150 2004-05



**Specifications**

Bearing Type: Generation 3  
ABS: Y

	qty.	inches	mm
A Flange Spindle Diameter		7.2	183.0
B Spindle Bolt Circle Diameter		5.3	135.0
C Brake Pilot Diameter		3.5	90.0
D Wheel Pilot Diameter		3.4	86.8
H Flange Offset		1.5	39.0
E Hub Pilot Diameter		3.9	99.3
F Hub Bolt Circle Diameter		6.3	159.5
Spindle Bolt	6		
Hub Bolt	4		
Spline Teeth	--		

**FW747**

Ford: F-150 2004-05



**Specifications**

Bearing Type: Generation 3  
ABS: Y

	qty.	inches	mm
A Flange Spindle Diameter		7.5	190.0
B Spindle Bolt Circle Diameter		5.9	150.0
C Brake Pilot Diameter		3.5	90.0
D Wheel Pilot Diameter		3.4	86.8
H Flange Offset		1.5	39.0
E Hub Pilot Diameter		3.9	99.3
F Hub Bolt Circle Diameter		6.3	159.5
Spindle Bolt	7		
Hub Bolt	4		
Spline Teeth	--		

**FW749**

Dodge: Ram 1500 1997-99



**Specifications**

Bearing Type: Generation 3  
ABS: Y

	qty.	inches	mm
A Flange Spindle Diameter		6.8	172.2
B Spindle Bolt Circle Diameter		5.5	139.7
C Brake Pilot Diameter		3.1	78.5
D Wheel Pilot Diameter		3.1	77.7
H Flange Offset		2.0	51.0
E Hub Pilot Diameter		3.9	99.3
F Hub Bolt Circle Diameter		5.0	126.0
Spindle Bolt	5		
Hub Bolt	3		
Spline Teeth	33		

BUYERS GUIDE - Gen. 2 & 3

**FW750**

Ford, Lincoln, Mercury 2002-05



**Specifications**

Bearing Type: Generation 3  
ABS: Y

	qty.	inches	mm
A Flange Spindle Diameter		6.3	160.0
B Spindle Bolt Circle Diameter		4.5	114.5
C Brake Pilot Diameter		3.2	82.5
D Wheel Pilot Diameter		2.8	71.0
H Flange Offset		1.9	48.5
E Hub Pilot Diameter		3.3	85.0
F Hub Bolt Circle Diameter		4.2	107.0
Spindle Bolt	5		
Hub Bolt	3		
Spline Teeth	27		

**FW752**

Ford, Mazda 2003-09



**Specifications**

Bearing Type: Generation 3  
ABS: Y

	qty.	inches	mm
A Flange Spindle Diameter		5.9	150.0
B Spindle Bolt Circle Diameter		4.5	114.0
C Brake Pilot Diameter		2.8	72.0
D Wheel Pilot Diameter		2.8	70.0
H Flange Offset		2.2	56.0
E Hub Pilot Diameter		3.9	100.0
F Hub Bolt Circle Diameter		4.6	116.0
Spindle Bolt	5		
Hub Bolt	3		
Spline Teeth	27		

**FW754**

Chevrolet, GMC 1999-06



**Specifications**

Bearing Type: Generation 3  
ABS: Y

	qty.	inches	mm
A Flange Spindle Diameter		7.1	180.0
B Spindle Bolt Circle Diameter		5.5	139.7
C Brake Pilot Diameter		3.1	78.4
D Wheel Pilot Diameter		3.1	77.7
H Flange Offset		2.0	49.9
E Hub Pilot Diameter		3.8	97.7
F Hub Bolt Circle Diameter		5.0	126.0
Spindle Bolt	6		
Hub Bolt	3		
Spline Teeth	--		

**FW756**

Ford 2002-05



**Specifications**

Bearing Type: Generation 3  
ABS: y


	qty.	inches	mm
A Flange Spindle Diameter		8.0	203.0
B Spindle Bolt Circle Diameter		6.7	170.0
C Brake Pilot Diameter		5.1	129.0
D Wheel Pilot Diameter		4.9	125.0
H Flange Offset		1.8	45.0
E Hub Pilot Diameter		4.4	112.8
F Hub Bolt Circle Diameter		5.5	140.0
Spindle Bolt	8		
Hub Bolt	4		
Spline Teeth	55		



**FW757**

Ford 2003-04

*\* New Product for 2010 Hub and Wheel Bearing Catalog*



**Specifications**

Bearing Type: Generation 3  
ABS: Y

	qty.	inches	mm
A Flange Spindle Diameter		8.0	203.3
B Spindle Bolt Circle Diameter		6.7	170.0
C Brake Pilot Diameter		5.1	128.9
D Wheel Pilot Diameter		4.9	125.0
H Flange Offset		2.0	50.0
E Hub Pilot Diameter		4.5	113.7
F Hub Bolt Circle Diameter		5.5	140.0
Spindle Bolt	8		
Hub Bolt	4		
Spline Teeth	55		

**FW759**

Chevrolet, GMC 2003-09



**Specifications**

Bearing Type: Generation 3  
ABS: Y

	qty.	inches	mm
A Flange Spindle Diameter		7.8	199.3
B Spindle Bolt Circle Diameter		6.5	165.1
C Brake Pilot Diameter		4.6	117.8
D Wheel Pilot Diameter		4.6	116.6
H Flange Offset		2.6	65.4
E Hub Pilot Diameter		3.5	88.3
F Hub Bolt Circle Diameter		5.5	140.0
Spindle Bolt	8		
Hub Bolt	4		
Spline Teeth	--		

**FW760**

Express 3500, Savana 3500 2003-08



**Specifications**

Bearing Type: Generation 3  
ABS: Y

	qty.	inches	mm
A Flange Spindle Diameter		7.8	199.3
B Spindle Bolt Circle Diameter		6.5	165.1
C Brake Pilot Diameter		4.6	117.8
D Wheel Pilot Diameter		4.6	116.6
H Flange Offset		2.6	65.4
E Hub Pilot Diameter		3.5	88.3
F Hub Bolt Circle Diameter		5.5	140.0
Spindle Bolt	8		
Hub Bolt	4		
Spline Teeth	--		

**FW761**

Dodge: Ram 2500, Ram 3500 2003-05




**Specifications**

Bearing Type: Generation 3  
ABS: Y

	qty.	inches	mm
A Flange Spindle Diameter		8.1	205.2
B Spindle Bolt Circle Diameter		6.5	165.1
C Brake Pilot Diameter		4.8	122.3
D Wheel Pilot Diameter		4.8	121.1
H Flange Offset		2.1	54.6
E Hub Pilot Diameter		4.5	114.2
F Hub Bolt Circle Diameter		5.6	142.0
Spindle Bolt	8		
Hub Bolt	4		
Spline Teeth	33		

**FW762**

Dodge: Ram 2500 2000-01



**Specifications**

Bearing Type: Generation 3  
ABS: N

	qty.	inches	mm
A Flange Spindle Diameter	8.1	205.0	
B Spindle Bolt Circle Diameter	6.5	165.4	
C Brake Pilot Diameter	4.8	122.0	
D Wheel Pilot Diameter	4.8	121.0	
H Flange Offset	1.8	45.8	
E Hub Pilot Diameter	4.5	114.0	
F Hub Bolt Circle Diameter	5.5	140.0	
Spindle Bolt	8		
Hub Bolt	4		
Spline Teeth	33		

**FW763**

Dodge: Ram 2500, Ram 3500 2000-02



**Specifications**

Bearing Type: Generation 3  
ABS: Y

	qty.	inches	mm
A Flange Spindle Diameter	8.1	205.0	
B Spindle Bolt Circle Diameter	6.5	165.6	
C Brake Pilot Diameter	4.8	122.0	
D Wheel Pilot Diameter	4.8	121.0	
H Flange Offset	1.8	45.7	
E Hub Pilot Diameter	4.5	114.0	
F Hub Bolt Circle Diameter	5.5	140.0	
Spindle Bolt	8		
Hub Bolt	4		
Spline Teeth	33		

**FW764**

Nissan, Suzuki 2005-09




**Specifications**

Bearing Type: Generation 3  
ABS: Y

	qty.	inches	mm
A Flange Spindle Diameter	5.5	140.0	
B Spindle Bolt Circle Diameter	4.5	114.0	
C Brake Pilot Diameter	2.7	68.0	
D Wheel Pilot Diameter	2.6	65.9	
H Flange Offset	1.5	37.0	
E Hub Pilot Diameter	3.7	93.0	
F Hub Bolt Circle Diameter	4.7	120.0	
Spindle Bolt	6		
Hub Bolt	4		
Spline Teeth	--		

**FW765**

Nissan, Suzuki 2005-09



**Specifications**

Bearing Type: Generation 3  
ABS: N

	qty.	inches	mm
A Flange Spindle Diameter	5.9	149.0	
B Spindle Bolt Circle Diameter	4.3	110.0	
C Brake Pilot Diameter	2.7	68.0	
D Wheel Pilot Diameter	2.6	66.0	
H Flange Offset	1.7	42.0	
E Hub Pilot Diameter	3.3	84.0	
F Hub Bolt Circle Diameter	4.2	107.0	
Spindle Bolt	5		
Hub Bolt	4		
Spline Teeth	--		

**FW766**

Infiniti, Nissan 2004-08



**Specifications**

Bearing Type: Generation 3  
ABS: Y

	qty.	inches	mm
A Flange Spindle Diameter		6.8	172.3
B Spindle Bolt Circle Diameter		5.4	137.5
C Brake Pilot Diameter		3.2	81.8
D Wheel Pilot Diameter		3.1	77.7
H Flange Offset		1.9	47.0
E Hub Pilot Diameter		3.5	90.0
F Hub Bolt Circle Diameter		5.0	126.0
Spindle Bolt	6		
Hub Bolt	3		
Spline Teeth	33		

**FW767**

LR3, Range Rover Sport 2005-09



**Specifications**

Bearing Type: Generation 3  
ABS: N

	qty.	inches	mm
A Flange Spindle Diameter		6.3	160.0
B Spindle Bolt Circle Diameter		4.7	120.0
C Brake Pilot Diameter		3.1	78.9
D Wheel Pilot Diameter		2.9	72.4
H Flange Offset		2.0	52.0
E Hub Pilot Diameter		3.5	89.0
F Hub Bolt Circle Diameter		5.2	132.0
Spindle Bolt	5		
Hub Bolt	4		
Spline Teeth	29		

**FW768**

Dodge: Ram 3500 1994-99

*\* New Product for 2010 Hub and Wheel Bearing Catalog*



**Specifications**

Bearing Type: Generation 3  
ABS: Y

	qty.	inches	mm
A Flange Spindle Diameter		8.2	207.8
B Spindle Bolt Circle Diameter		6.5	165.0
C Brake Pilot Diameter		4.6	116.8
D Wheel Pilot Diameter		4.6	116.8
H Flange Offset		2.7	68.3
E Hub Pilot Diameter		4.5	114.0
F Hub Bolt Circle Diameter		5.5	140.3
Spindle Bolt	8		
Hub Bolt	4		
Spline Teeth	33		

**FW769**

Dodge: Ram 3500 1994-99



**Specifications**

Bearing Type: Generation 3  
ABS: Y

	qty.	inches	mm
A Flange Spindle Diameter		8.2	208.0
B Spindle Bolt Circle Diameter		6.5	165.1
C Brake Pilot Diameter		--	--
D Wheel Pilot Diameter		4.6	116.6
H Flange Offset		2.7	68.3
E Hub Pilot Diameter		4.5	113.9
F Hub Bolt Circle Diameter		5.5	140.0
Spindle Bolt	8		
Hub Bolt	4		
Spline Teeth	33		

BUYERS GUIDE - Gen. 2 & 3

**FW770**

Dodge: Ram 3500 1994-99



**Specifications**

Bearing Type: Generation 3  
ABS: Y

	qty.	inches	mm
A Flange Spindle Diameter	8.2	208.0	
B Spindle Bolt Circle Diameter	6.5	165.1	
C Brake Pilot Diameter	--	--	
D Wheel Pilot Diameter	4.6	116.6	
H Flange Offset	2.7	68.3	
E Hub Pilot Diameter	4.5	113.9	
F Hub Bolt Circle Diameter	5.5	140.0	
Spindle Bolt	8		
Hub Bolt	4		
Spline Teeth	33		

**FW772**

Dodge: Ram 1500 2002-08



**Specifications**

Bearing Type: Generation 3  
ABS: N

	qty.	inches	mm
A Flange Spindle Diameter	7.2	183.3	
B Spindle Bolt Circle Diameter	5.5	139.7	
C Brake Pilot Diameter	3.1	78.4	
D Wheel Pilot Diameter	3.1	77.7	
H Flange Offset	1.9	47.1	
E Hub Pilot Diameter	3.5	90.0	
F Hub Bolt Circle Diameter	5.0	126.0	
Spindle Bolt	5		
Hub Bolt	3		
Spline Teeth	33		

**FW773**

Dodge: Ram 1500 2002-08




**Specifications**

Bearing Type: Generation 3  
ABS: Y

	qty.	inches	mm
A Flange Spindle Diameter	7.2	183.0	
B Spindle Bolt Circle Diameter	5.5	139.3	
C Brake Pilot Diameter	3.1	78.3	
D Wheel Pilot Diameter	3.1	77.6	
H Flange Offset	1.8	46.7	
E Hub Pilot Diameter	3.5	89.5	
F Hub Bolt Circle Diameter	4.9	123.7	
Spindle Bolt	5		
Hub Bolt	3		
Spline Teeth	33		

**FW774**

Mitsubishi: Montero 2001-06



**Specifications**

Bearing Type: Generation 3  
ABS: N

	qty.	inches	mm
A Flange Spindle Diameter	6.7	169.5	
B Spindle Bolt Circle Diameter	5.5	140.0	
C Brake Pilot Diameter	3.7	94.0	
D Wheel Pilot Diameter	2.6	65.5	
H Flange Offset	1.7	43.0	
E Hub Pilot Diameter	3.4	86.0	
F Hub Bolt Circle Diameter	4.4	111.0	
Spindle Bolt	6		
Hub Bolt	4		
Spline Teeth	30		

**FW775**

Ford: F-250, F-350 1999



**Specifications**

Bearing Type: Generation 3  
ABS: Y

	qty.	inches	mm
A Flange Spindle Diameter		8.0	203.0
B Spindle Bolt Circle Diameter		6.7	170.0
C Brake Pilot Diameter		5.1	129.0
D Wheel Pilot Diameter		4.9	125.0
H Flange Offset		1.7	42.0
E Hub Pilot Diameter		4.5	113.7
F Hub Bolt Circle Diameter		5.5	140.0
Spindle Bolt	8		
Hub Bolt	4		
Spline Teeth	55		

**FW776**

Ford 1999



**Specifications**

Bearing Type: Generation 3  
ABS: N

	qty.	inches	mm
A Flange Spindle Diameter		8.0	203.0
B Spindle Bolt Circle Diameter		6.7	169.7
C Brake Pilot Diameter		5.1	129.0
D Wheel Pilot Diameter		4.9	125.0
H Flange Offset		1.7	42.0
E Hub Pilot Diameter		4.5	113.9
F Hub Bolt Circle Diameter		5.5	140.0
Spindle Bolt	8		
Hub Bolt	4		
Spline Teeth	--		

**FW777**

Ford 1999



**Specifications**

Bearing Type: Generation 3  
ABS: Y

	qty.	inches	mm
A Flange Spindle Diameter		8.0	203.0
B Spindle Bolt Circle Diameter		6.7	169.7
C Brake Pilot Diameter		5.1	129.0
D Wheel Pilot Diameter		4.9	125.0
H Flange Offset		1.7	42.0
E Hub Pilot Diameter		4.5	113.9
F Hub Bolt Circle Diameter		5.5	140.0
Spindle Bolt	8		
Hub Bolt	4		
Spline Teeth	--		

**FW778**

Ford, Mercury 2006-09

*\* New Product for 2010 Hub and Wheel Bearing Catalog*



**Specifications**

Bearing Type: Generation 3  
ABS: Y

	qty.	inches	mm
A Flange Spindle Diameter		6.3	160.0
B Spindle Bolt Circle Diameter		4.5	114.0
C Brake Pilot Diameter		3.2	82.0
D Wheel Pilot Diameter		2.8	70.4
H Flange Offset		1.9	47.8
E Hub Pilot Diameter		3.3	84.9
F Hub Bolt Circle Diameter		3.8	96.5
Spindle Bolt	5		
Hub Bolt	3		
Spline Teeth	27		

BUYERS GUIDE - Gen. 2 & 3

**FW779**

F-150, Mark LT 2005-08

*\* New Product for 2010 Hub and Wheel Bearing Catalog*



**Specifications**

Bearing Type: Generation 3  
ABS: Y

	qty.	inches	mm
A Flange Spindle Diameter		7.2	183.0
B Spindle Bolt Circle Diameter		5.3	135.0
C Brake Pilot Diameter		3.5	90.0
D Wheel Pilot Diameter		3.4	86.8
H Flange Offset		1.5	39.0
E Hub Pilot Diameter		3.9	99.3
F Hub Bolt Circle Diameter		6.3	159.5
Spindle Bolt	6		
Hub Bolt	4		
Spline Teeth	--		

**FW780**

Ford: F-150 2005-08

*\* New Product for 2010 Hub and Wheel Bearing Catalog*



**Specifications**

Bearing Type: Generation 3  
ABS: Y

	qty.	inches	mm
A Flange Spindle Diameter		7.4	188.7
B Spindle Bolt Circle Diameter		5.9	150.0
C Brake Pilot Diameter		3.5	89.8
D Wheel Pilot Diameter		3.4	86.7
H Flange Offset		1.8	46.0
E Hub Pilot Diameter		3.9	99.3
F Hub Bolt Circle Diameter		6.3	160.8
Spindle Bolt	7		
Hub Bolt	4		
Spline Teeth	45		

**FW781**

Ford 2005-09

*\* New Product for 2010 Hub and Wheel Bearing Catalog*



**Specifications**

Bearing Type: Generation 3  
ABS: Y

	qty.	inches	mm
A Flange Spindle Diameter		8.0	202.8
B Spindle Bolt Circle Diameter		6.7	170.0
C Brake Pilot Diameter		5.1	129.0
D Wheel Pilot Diameter		4.5	113.4
H Flange Offset		1.8	46.0
E Hub Pilot Diameter		5.5	140.0
F Hub Bolt Circle Diameter		6.5	165.5
Spindle Bolt	8		
Hub Bolt	4		
Spline Teeth	32		

**FW782**

Ford: F-350 Super Duty 2005-08

*\* New Product for 2010 Hub and Wheel Bearing Catalog*



**Specifications**

Bearing Type: Generation 3  
ABS: Y

	qty.	inches	mm
A Flange Spindle Diameter		8.0	203.0
B Spindle Bolt Circle Diameter		6.7	170.0
C Brake Pilot Diameter		5.1	130.0
D Wheel Pilot Diameter		4.5	114.4
H Flange Offset		1.8	45.7
E Hub Pilot Diameter		5.5	140.0
F Hub Bolt Circle Diameter		6.5	165.0
Spindle Bolt	8		
Hub Bolt	4		
Spline Teeth	32		

**FW783**

Ford 2005-08

*\* New Product for 2010 Hub and Wheel Bearing Catalog*



**Specifications**


Bearing Type: Generation 3  
ABS: Y

	qty.	inches	mm
A Flange Spindle Diameter		8.0	203.0
B Spindle Bolt Circle Diameter		6.8	172.5
C Brake Pilot Diameter		5.1	129.0
D Wheel Pilot Diameter		4.5	114.5
H Flange Offset		1.8	46.0
E Hub Pilot Diameter		5.5	140.0
F Hub Bolt Circle Diameter		6.6	166.7
Spindle Bolt	10		
Hub Bolt	4		
Spline Teeth	32		

**FW784**

Dodge: Ram 1500 2000-02

*\* New Product for 2010 Hub and Wheel Bearing Catalog*



**Specifications**

Bearing Type: Generation 3  
ABS: Y

	qty.	inches	mm
A Flange Spindle Diameter		7.1	180.3
B Spindle Bolt Circle Diameter		5.5	140.0
C Brake Pilot Diameter		3.1	79.6
D Wheel Pilot Diameter		3.1	77.6
H Flange Offset		2.1	53.0
E Hub Pilot Diameter		3.8	97.3
F Hub Bolt Circle Diameter		--	--
Spindle Bolt	5		
Hub Bolt	--		
Spline Teeth	--		

**FW786**

Chevrolet, GMC, Hummer 1999-07

*\* New Product for 2010 Hub and Wheel Bearing Catalog*



**Specifications**

Bearing Type: Generation 3  
ABS: Y

	qty.	inches	mm
A Flange Spindle Diameter		7.8	199.2
B Spindle Bolt Circle Diameter		6.5	165.0
C Brake Pilot Diameter		4.7	118.2
D Wheel Pilot Diameter		4.6	116.4
H Flange Offset		2.3	57.5
E Hub Pilot Diameter		4.2	105.8
F Hub Bolt Circle Diameter		5.5	140.7
Spindle Bolt	8		
Hub Bolt	4		
Spline Teeth	33		

**FW787**

Chevrolet, GMC 2001-07

*\* New Product for 2010 Hub and Wheel Bearing Catalog*



**Specifications**

Bearing Type: Generation 3  
ABS: Y

	qty.	inches	mm
A Flange Spindle Diameter		7.8	199.3
B Spindle Bolt Circle Diameter		6.5	165.0
C Brake Pilot Diameter		4.6	117.8
D Wheel Pilot Diameter		4.6	116.6
H Flange Offset		2.3	57.3
E Hub Pilot Diameter		4.1	105.3
F Hub Bolt Circle Diameter		5.6	143.0
Spindle Bolt	8		
Hub Bolt	4		
Spline Teeth	33		

BUYERS GUIDE - Gen. 2 & 3

**FW788**

Chevrolet, GMC 2001-07

*\* New Product for 2010 Hub and Wheel Bearing Catalog*



**Specifications**

Bearing Type: Generation 3  
ABS: Y

	qty.	inches	mm
A Flange Spindle Diameter		7.8	199.3
B Spindle Bolt Circle Diameter		6.5	165.0
C Brake Pilot Diameter		4.6	117.8
D Wheel Pilot Diameter		4.6	116.6
H Flange Offset		2.3	57.3
E Hub Pilot Diameter		4.1	105.3
F Hub Bolt Circle Diameter		5.6	143.0
Spindle Bolt	8		
Hub Bolt	4		
Spline Teeth	33		

**FW789**

Dodge: Ram 2500, Ram 3500 2003-08

*\* New Product for 2010 Hub and Wheel Bearing Catalog*



**Specifications**

Bearing Type: Generation 3  
ABS: Y

	qty.	inches	mm
A Flange Spindle Diameter		8.1	205.1
B Spindle Bolt Circle Diameter		6.5	165.0
C Brake Pilot Diameter		4.8	122.8
D Wheel Pilot Diameter		4.8	121.0
H Flange Offset		2.0	50.0
E Hub Pilot Diameter		3.9	99.3
F Hub Bolt Circle Diameter		4.4	110.8
Spindle Bolt	8		
Hub Bolt	3		
Spline Teeth	--		

**FW790**

Entourage, Sedona 2006-09

*\* New Product for 2010 Hub and Wheel Bearing Catalog*



**Specifications**

Bearing Type: Generation 3  
ABS: N

	qty.	inches	mm
A Flange Spindle Diameter		6.3	160.2
B Spindle Bolt Circle Diameter		5.4	138.0
C Brake Pilot Diameter		3.8	96.4
D Wheel Pilot Diameter		3.6	92.2
H Flange Offset		1.9	48.2
E Hub Pilot Diameter		3.5	89.0
F Hub Bolt Circle Diameter		4.1	105.0
Spindle Bolt	6		
Hub Bolt	3		
Spline Teeth	31		

**FW792**

Astro, Safari 2003-05

*\* New Product for 2010 Hub and Wheel Bearing Catalog*



**Specifications**

Bearing Type: Generation 3  
ABS: Y

	qty.	inches	mm
A Flange Spindle Diameter		7.1	180.0
B Spindle Bolt Circle Diameter		5.5	140.0
C Brake Pilot Diameter		3.1	78.3
D Wheel Pilot Diameter		3.1	77.7
H Flange Offset		2.0	50.0
E Hub Pilot Diameter		3.9	99.3
F Hub Bolt Circle Diameter		5.0	127.5
Spindle Bolt	6		
Hub Bolt	3		
Spline Teeth	33		



**FW795**

Expedition, Navigator 2007-09

*\* New Product for 2010 Hub and Wheel Bearing Catalog*



**Specifications**

Bearing Type: Generation 3  
ABS: Y

	qty.	inches	mm
A Flange Spindle Diameter		7.2	183.0
B Spindle Bolt Circle Diameter		5.3	135.0
C Brake Pilot Diameter		3.5	90.0
D Wheel Pilot Diameter		3.4	86.8
H Flange Offset		1.8	46.0
E Hub Pilot Diameter		3.9	99.3
F Hub Bolt Circle Diameter		6.3	160.0
Spindle Bolt	6		
Hub Bolt	4		
Spline Teeth	45		

**FW798**

Chevrolet, GMC, Hummer 2008-09

*\* New Product for 2010 Hub and Wheel Bearing Catalog*



**Specifications**

Bearing Type: Generation 3  
ABS: Y

	qty.	inches	mm
A Flange Spindle Diameter		7.9	200.0
B Spindle Bolt Circle Diameter		6.5	165.0
C Brake Pilot Diameter		4.7	118.4
D Wheel Pilot Diameter		4.6	116.6
H Flange Offset		2.3	58.0
E Hub Pilot Diameter		4.2	105.9
F Hub Bolt Circle Diameter		5.5	140.0
Spindle Bolt	8		
Hub Bolt	4		
Spline Teeth	33		

**FW799**

Chevrolet, GMC 2008-09

*\* New Product for 2010 Hub and Wheel Bearing Catalog*



**Specifications**

Bearing Type: Generation 3  
ABS: Y

	qty.	inches	mm
A Flange Spindle Diameter		7.9	200.0
B Spindle Bolt Circle Diameter		6.5	165.0
C Brake Pilot Diameter		4.7	118.4
D Wheel Pilot Diameter		4.6	116.6
H Flange Offset		2.3	58.0
E Hub Pilot Diameter		4.2	105.9
F Hub Bolt Circle Diameter		5.5	140.0
Spindle Bolt	8		
Hub Bolt	4		
Spline Teeth	33		

**FW799K**

Escape, Mariner, Tribute 2001-09



**Specifications**

Bearing Type: Generation 2  
ABS: N

	qty.	inches	mm
A Flange Spindle Diameter		5.0	127.0
B Spindle Bolt Circle Diameter		3.6	91.4
C Brake Pilot Diameter		2.1	54.0
D Wheel Pilot Diameter		2.1	54.0
H Flange Offset		--	--
E Hub Pilot Diameter		1.5	38.0
F Hub Bolt Circle Diameter		--	--
Spindle Bolt	5		
Hub Bolt	--		
Spline Teeth	--		

**FW911K**

GM 1980-89



**Specifications**

Bearing Type: Generation 3  
ABS: N

	qty.	inches	mm
A Flange Spindle Diameter	4.9	125.0	
B Spindle Bolt Circle Diameter	3.9	99.6	
C Brake Pilot Diameter	2.3	57.7	
D Wheel Pilot Diameter	2.2	57.0	
H Flange Offset	1.7	41.9	
E Hub Pilot Diameter	2.8	71.0	
F Hub Bolt Circle Diameter	4.0	102.0	
Spindle Bolt	5		
Hub Bolt	3		
Spline Teeth	33		

**FW913K**

GM 1979-94



**Specifications**

Bearing Type: Generation 3  
ABS: N

	qty.	inches	mm
A Flange Spindle Diameter	5.7	144.5	
B Spindle Bolt Circle Diameter	4.8	120.7	
C Brake Pilot Diameter	2.8	70.6	
D Wheel Pilot Diameter	2.8	70.1	
H Flange Offset	1.9	47.3	
E Hub Pilot Diameter	3.6	92.0	
F Hub Bolt Circle Diameter	4.8	120.7	
Spindle Bolt	5		
Hub Bolt	3		
Spline Teeth	27		

**FW916K**

GM 1983-93



**Specifications**

Bearing Type: Generation 3  
ABS: N

	qty.	inches	mm
A Flange Spindle Diameter	5.8	147.0	
B Spindle Bolt Circle Diameter	4.5	115.0	
C Brake Pilot Diameter	2.8	70.6	
D Wheel Pilot Diameter	2.8	70.1	
H Flange Offset	1.7	41.9	
E Hub Pilot Diameter	3.5	90.0	
F Hub Bolt Circle Diameter	4.6	116.0	
Spindle Bolt	5		
Hub Bolt	3		
Spline Teeth	27		

**FW917K**

GM 1984-05



**Specifications**

Bearing Type: Generation 3  
ABS: N

	qty.	inches	mm
A Flange Spindle Diameter	4.9	125.0	
B Spindle Bolt Circle Diameter	3.9	99.6	
C Brake Pilot Diameter	2.3	58.3	
D Wheel Pilot Diameter	2.2	56.9	
H Flange Offset	1.7	44.2	
E Hub Pilot Diameter	2.9	73.5	
F Hub Bolt Circle Diameter	3.9	98.0	
Spindle Bolt	5		
Hub Bolt	3		
Spline Teeth	33		

**FW919**

Chevrolet: Corvette 1984-90



**Specifications**

Bearing Type: Generation 3  
ABS: Y

	qty.	inches	mm
A Flange Spindle Diameter		5.8	146.1
B Spindle Bolt Circle Diameter		4.7	120.0
C Brake Pilot Diameter		2.8	70.6
D Wheel Pilot Diameter		2.8	70.1
H Flange Offset		2.7	68.8
E Hub Pilot Diameter		--	--
F Hub Bolt Circle Diameter		4.0	100.6
Spindle Bolt	5		
Hub Bolt	4		
Spline Teeth	--		

**FW959**

GM 1989-92



**Specifications**

Bearing Type: Generation 3  
ABS: N

	qty.	inches	mm
A Flange Spindle Diameter		5.8	146.5
B Spindle Bolt Circle Diameter		4.5	115.0
C Brake Pilot Diameter		2.8	70.6
D Wheel Pilot Diameter		2.8	70.1
H Flange Offset		1.7	42.2
E Hub Pilot Diameter		3.5	90.0
F Hub Bolt Circle Diameter		4.6	116.0
Spindle Bolt	5		
Hub Bolt	3		
Spline Teeth	33		

**FW961**

Chevrolet, GMC, Oldsmobile 1991-97



**Specifications**

Bearing Type: Generation 3  
ABS: Y

	qty.	inches	mm
A Flange Spindle Diameter		5.7	144.5
B Spindle Bolt Circle Diameter		4.8	120.7
C Brake Pilot Diameter		2.8	70.6
D Wheel Pilot Diameter		2.8	70.1
H Flange Offset		2.9	74.4
E Hub Pilot Diameter		3.2	81.5
F Hub Bolt Circle Diameter		4.8	120.7
Spindle Bolt	5		
Hub Bolt	3		
Spline Teeth	27		

**FW964K**

GM 1988-01



**Specifications**

Bearing Type: Generation 3  
ABS: N

	qty.	inches	mm
A Flange Spindle Diameter		5.7	144.5
B Spindle Bolt Circle Diameter		4.5	115.0
C Brake Pilot Diameter		2.8	70.6
D Wheel Pilot Diameter		2.8	70.1
H Flange Offset		1.8	45.0
E Hub Pilot Diameter		3.6	91.0
F Hub Bolt Circle Diameter		4.5	115.0
Spindle Bolt	5		
Hub Bolt	4		
Spline Teeth	33		

**FW974K**

Chrysler, Dodge, Plymouth 1989-95



**Specifications**

Bearing Type: Generation 3  
ABS: N

	qty.	inches	mm
A Flange Spindle Diameter		5.5	139.7
B Spindle Bolt Circle Diameter		4.5	114.3
C Brake Pilot Diameter		2.9	73.4
D Wheel Pilot Diameter		2.8	71.4
H Flange Offset		1.5	37.5
E Hub Pilot Diameter		3.4	87.0
F Hub Bolt Circle Diameter		4.4	112.0
Spindle Bolt	5		
Hub Bolt	4		
Spline Teeth	26		

**FW975**

Chrysler, Dodge, Plymouth 1989-95



**Specifications**

Bearing Type: Generation 3  
ABS: N

	qty.	inches	mm
A Flange Spindle Diameter		5.0	126.0
B Spindle Bolt Circle Diameter		3.9	99.6
C Brake Pilot Diameter		2.4	60.7
D Wheel Pilot Diameter		2.2	56.6
H Flange Offset		1.5	37.4
E Hub Pilot Diameter		3.4	86.2
F Hub Bolt Circle Diameter		4.4	112.0
Spindle Bolt	5		
Hub Bolt	4		
Spline Teeth	26		

**FW976**

Cougar, Thunderbird 1989-90



**Specifications**

Bearing Type: Generation 2  
ABS: Y

	qty.	inches	mm
A Flange Spindle Diameter		5.5	139.0
B Spindle Bolt Circle Diameter		4.3	108.0
C Brake Pilot Diameter		2.5	64.5
D Wheel Pilot Diameter		2.5	63.3
H Flange Offset		--	--
E Hub Pilot Diameter		--	--
F Hub Bolt Circle Diameter		--	--
Spindle Bolt	5		
Hub Bolt	--		
Spline Teeth	--		

**FW977**

Cougar, Thunderbird 1989-90



**Specifications**

Bearing Type: Generation 2  
ABS: N

	qty.	inches	mm
A Flange Spindle Diameter		5.5	139.0
B Spindle Bolt Circle Diameter		4.3	108.0
C Brake Pilot Diameter		2.5	64.5
D Wheel Pilot Diameter		2.5	63.3
H Flange Offset		--	--
E Hub Pilot Diameter		3.3	82.9
F Hub Bolt Circle Diameter		--	--
Spindle Bolt	5		
Hub Bolt	--		
Spline Teeth	--		

**FW982**

Dodge: Dakota 1987-90



**Specifications**

Bearing Type: Generation 3  
ABS: N

	qty.	inches	mm
A Flange Spindle Diameter		5.7	144.0
B Spindle Bolt Circle Diameter		4.5	114.3
C Brake Pilot Diameter		2.9	73.4
D Wheel Pilot Diameter		2.8	71.4
H Flange Offset		2.3	57.6
E Hub Pilot Diameter		3.4	86.0
F Hub Bolt Circle Diameter		4.5	114.3
Spindle Bolt	5		
Hub Bolt	4		
Spline Teeth	26		

**FW984**

Jeep 1990-99



**Specifications**

Bearing Type: Generation 3  
ABS: Y

	qty.	inches	mm
A Flange Spindle Diameter		6.0	153.5
B Spindle Bolt Circle Diameter		4.5	114.3
C Brake Pilot Diameter		2.8	71.9
D Wheel Pilot Diameter		2.8	71.4
H Flange Offset		2.1	54.2
E Hub Pilot Diameter		3.9	100.1
F Hub Bolt Circle Diameter		4.8	120.7
Spindle Bolt	5		
Hub Bolt	3		
Spline Teeth	27		

**FW985**

Chevrolet: Corvette 1991-96



**Specifications**

Bearing Type: Generation 3  
ABS: Y

	qty.	inches	mm
A Flange Spindle Diameter		5.8	146.1
B Spindle Bolt Circle Diameter		4.8	120.7
C Brake Pilot Diameter		2.8	70.6
D Wheel Pilot Diameter		2.8	70.1
H Flange Offset		2.7	68.8
E Hub Pilot Diameter		2.8	71.6
F Hub Bolt Circle Diameter		4.0	100.3
Spindle Bolt	5		
Hub Bolt	4		
Spline Teeth	--		

**FW987**

GM 1991-99



**Specifications**

Bearing Type: Generation 3  
ABS: Y

	qty.	inches	mm
A Flange Spindle Diameter		5.7	145.5
B Spindle Bolt Circle Diameter		4.5	115.0
C Brake Pilot Diameter		2.8	70.6
D Wheel Pilot Diameter		2.8	70.1
H Flange Offset		1.7	42.2
E Hub Pilot Diameter		3.6	91.3
F Hub Bolt Circle Diameter		4.6	116.0
Spindle Bolt	5		
Hub Bolt	3		
Spline Teeth	33		

**FW988**

GM 1992-93



**Specifications**

Bearing Type: Generation 3  
ABS: N

	qty.	inches	mm
A Flange Spindle Diameter		5.7	145.5
B Spindle Bolt Circle Diameter		4.5	115.0
C Brake Pilot Diameter		2.8	70.6
D Wheel Pilot Diameter		2.8	70.1
H Flange Offset		1.7	42.2
E Hub Pilot Diameter		3.6	91.3
F Hub Bolt Circle Diameter		4.6	116.0
Spindle Bolt	5		
Hub Bolt	3		
Spline Teeth	33		

**FW989**

Eagle, Mopar 1993-04



**Specifications**

Bearing Type: Generation 3  
ABS: N

	qty.	inches	mm
A Flange Spindle Diameter		5.8	146.1
B Spindle Bolt Circle Diameter		4.5	114.1
C Brake Pilot Diameter		2.9	73.4
D Wheel Pilot Diameter		2.8	71.4
H Flange Offset		1.7	42.0
E Hub Pilot Diameter		3.6	91.4
F Hub Bolt Circle Diameter		4.6	116.1
Spindle Bolt	5		
Hub Bolt	3		
Spline Teeth	33		

**FW990**

Camaro, Firebird 1993-02




**Specifications**

Bearing Type: Generation 3  
ABS: Y

	qty.	inches	mm
A Flange Spindle Diameter		5.8	146.9
B Spindle Bolt Circle Diameter		4.6	117.9
C Brake Pilot Diameter		2.8	70.6
D Wheel Pilot Diameter		2.8	70.0
H Flange Offset		2.7	69.7
E Hub Pilot Diameter		2.8	71.6
F Hub Bolt Circle Diameter		4.3	109.5
Spindle Bolt	5		
Hub Bolt	4		
Spline Teeth	--		

**FW992**

Ford, Lincoln, Mercury 1991-98



**Specifications**

Bearing Type: Generation 2  
ABS: Y

	qty.	inches	mm
A Flange Spindle Diameter		5.5	139.1
B Spindle Bolt Circle Diameter		4.2	107.3
C Brake Pilot Diameter		2.8	71.1
D Wheel Pilot Diameter		2.5	63.3
H Flange Offset		--	--
E Hub Pilot Diameter		--	--
F Hub Bolt Circle Diameter		--	--
Spindle Bolt	5		
Hub Bolt	--		
Spline Teeth	--		

**FW993**

Acura: Vigor 1992-94



**Specifications**

Bearing Type: Generation 2  
ABS: N

	qty.	inches	mm
A Flange Spindle Diameter	--	--	--
B Spindle Bolt Circle Diameter	--	--	--
C Brake Pilot Diameter	--	--	--
D Wheel Pilot Diameter	--	--	--
H Flange Offset	--	--	--
E Hub Pilot Diameter	3.3	83.1	
F Hub Bolt Circle Diameter	4.0	102.1	
Spindle Bolt	--		
Hub Bolt	4		
Spline Teeth	--		

**FW994**

BMW 1982-91



**Specifications**

Bearing Type: Generation 2  
ABS: Y

	qty.	inches	mm
A Flange Spindle Diameter	5.5	139.0	
B Spindle Bolt Circle Diameter	4.5	114.8	
C Brake Pilot Diameter	3.1	79.0	
D Wheel Pilot Diameter	2.9	72.5	
H Flange Offset	--	--	--
E Hub Pilot Diameter	--	--	--
F Hub Bolt Circle Diameter	--	--	--
Spindle Bolt	5		
Hub Bolt	--		
Spline Teeth	--		

**FW998**

Acura, Honda: Accord, CL 1990-99




**Specifications**

Bearing Type: Generation 2  
ABS: N

	qty.	inches	mm
A Flange Spindle Diameter	--	--	--
B Spindle Bolt Circle Diameter	--	--	--
C Brake Pilot Diameter	--	--	--
D Wheel Pilot Diameter	3.3	84.5	
H Flange Offset	--	--	--
E Hub Pilot Diameter	3.3	83.1	
F Hub Bolt Circle Diameter	4.0	102.1	
Spindle Bolt	--		
Hub Bolt	4		
Spline Teeth	--		

**FW999**

Acura: NSX 1991-05



**Specifications**

Bearing Type: Generation 2  
ABS: N

	qty.	inches	mm
A Flange Spindle Diameter	--	--	--
B Spindle Bolt Circle Diameter	--	--	--
C Brake Pilot Diameter	--	--	--
D Wheel Pilot Diameter	--	--	--
H Flange Offset	--	--	--
E Hub Pilot Diameter	3.3	84.0	
F Hub Bolt Circle Diameter	4.2	106.0	
Spindle Bolt	--		
Hub Bolt	4		
Spline Teeth	--		

**FW5508K**

Lexus, Toyota: Camry, RX300 1992-03



**Specifications**

Bearing Type: Generation 2  
ABS: N

	qty.	inches	mm
A Flange Spindle Diameter	5.5	139.0	
B Spindle Bolt Circle Diameter	3.5	88.3	
C Brake Pilot Diameter	2.4	62.0	
D Wheel Pilot Diameter	2.4	60.0	
H Flange Offset	--	--	
E Hub Pilot Diameter	3.2	82.3	
F Hub Bolt Circle Diameter	--	--	
Spindle Bolt	5		
Hub Bolt	--		
Spline Teeth	26		

**FW5509K**

Camry, RX300, Solara 1992-03



**Specifications**

Bearing Type: Generation 2  
ABS: N

	qty.	inches	mm
A Flange Spindle Diameter	5.5	139.0	
B Spindle Bolt Circle Diameter	3.5	88.3	
C Brake Pilot Diameter	2.4	62.0	
D Wheel Pilot Diameter	2.4	60.0	
H Flange Offset	--	--	
E Hub Pilot Diameter	3.2	82.3	
F Hub Bolt Circle Diameter	--	--	
Spindle Bolt	5		
Hub Bolt	--		
Spline Teeth	30		

**FW5510K**

Ford: Focus 2000-09



**Specifications**

Bearing Type: Generation 2  
ABS: N

	qty.	inches	mm
A Flange Spindle Diameter	5.2	131.3	
B Spindle Bolt Circle Diameter	4.3	108.4	
C Brake Pilot Diameter	2.5	63.5	
D Wheel Pilot Diameter	2.5	63.2	
H Flange Offset	--	--	
E Hub Pilot Diameter	2.8	72.1	
F Hub Bolt Circle Diameter	--	--	
Spindle Bolt	4		
Hub Bolt	--		
Spline Teeth	25		

**FW5511K**

Dodge, Plymouth: Neon 1995-99



**Specifications**

Bearing Type: Generation 2  
ABS: N

	qty.	inches	mm
A Flange Spindle Diameter	5.0	125.7	
B Spindle Bolt Circle Diameter	3.9	99.7	
C Brake Pilot Diameter	2.4	61.0	
D Wheel Pilot Diameter	2.2	57.0	
H Flange Offset	--	--	
E Hub Pilot Diameter	3.0	75.9	
F Hub Bolt Circle Diameter	--	--	
Spindle Bolt	4		
Hub Bolt	--		
Spline Teeth	--		



**FW5512K**

Dodge, Plymouth: Neon 1995-99



**Specifications**

Bearing Type: Generation 2  
ABS: N

	qty.	inches	mm
A Flange Spindle Diameter	5.0	125.7	
B Spindle Bolt Circle Diameter	3.9	99.6	
C Brake Pilot Diameter	2.4	61.0	
D Wheel Pilot Diameter	2.2	57.0	
H Flange Offset	--	--	
E Hub Pilot Diameter	3.0	75.9	
F Hub Bolt Circle Diameter	--	--	
Spindle Bolt	5		
Hub Bolt	--		
Spline Teeth	23		

**FW5513K**

Saturn 1991-93



**Specifications**

Bearing Type: Generation 2  
ABS: N

	qty.	inches	mm
A Flange Spindle Diameter	5.4	137.9	
B Spindle Bolt Circle Diameter	3.9	99.6	
C Brake Pilot Diameter	2.4	59.7	
D Wheel Pilot Diameter	2.2	57.0	
H Flange Offset	--	--	
E Hub Pilot Diameter	1.5	39.3	
F Hub Bolt Circle Diameter	--	--	
Spindle Bolt	4		
Hub Bolt	--		
Spline Teeth	--		

**FW5514K**

Saturn 1994-02



**Specifications**

Bearing Type: Generation 2  
ABS: N

	qty.	inches	mm
A Flange Spindle Diameter	5.4	137.9	
B Spindle Bolt Circle Diameter	3.9	99.6	
C Brake Pilot Diameter	2.2	57.0	
D Wheel Pilot Diameter	2.4	59.7	
H Flange Offset	--	--	
E Hub Pilot Diameter	1.4	35.4	
F Hub Bolt Circle Diameter	--	--	
Spindle Bolt	4		
Hub Bolt	--		
Spline Teeth	33		

**FW6100K**

Continental, Sable, Taurus 1991-95



**Specifications**

Bearing Type: Generation 2  
ABS: N

	qty.	inches	mm
A Flange Spindle Diameter	5.4	138.0	
B Spindle Bolt Circle Diameter	4.3	108.0	
C Brake Pilot Diameter	2.8	70.9	
D Wheel Pilot Diameter	2.5	63.1	
H Flange Offset	--	--	
E Hub Pilot Diameter	3.0	76.0	
F Hub Bolt Circle Diameter	--	--	
Spindle Bolt	5		
Hub Bolt	--		
Spline Teeth	26		

**FW7101**

Dodge 2006-08

*\* New Product for 2010 Hub and Wheel Bearing Catalog*



**Specifications**

Bearing Type: Generation 3  
ABS: Y

	qty.	inches	mm
A Flange Spindle Diameter	8.1	205.0	
B Spindle Bolt Circle Diameter	6.5	165.0	
C Brake Pilot Diameter	4.8	122.0	
D Wheel Pilot Diameter	4.8	121.0	
H Flange Offset	2.2	54.9	
E Hub Pilot Diameter	4.5	113.8	
F Hub Bolt Circle Diameter	5.5	140.5	
Spindle Bolt	8		
Hub Bolt	4		
Spline Teeth	33		

**FW7103**

Toyota: Sequoia, Tundra 2007-09

*\* New Product for 2010 Hub and Wheel Bearing Catalog*



**Specifications**

Bearing Type: Generation 2  
ABS: Y

	qty.	inches	mm
A Flange Spindle Diameter	6.9	174.2	
B Spindle Bolt Circle Diameter	5.9	150.0	
C Brake Pilot Diameter	--	--	
D Wheel Pilot Diameter	--	--	
H Flange Offset	1.7	43.7	
E Hub Pilot Diameter	--	--	
F Hub Bolt Circle Diameter	--	--	
Spindle Bolt	--		
Hub Bolt	4		
Spline Teeth	--		

**FW7125**

BMW 1991-08



**Specifications**

Bearing Type: Generation 2  
ABS: Y

	qty.	inches	mm
A Flange Spindle Diameter	5.6	143.0	
B Spindle Bolt Circle Diameter	4.7	119.9	
C Brake Pilot Diameter	3.1	79.0	
D Wheel Pilot Diameter	2.9	72.5	
H Flange Offset	--	--	
E Hub Pilot Diameter	--	--	
F Hub Bolt Circle Diameter	--	--	
Spindle Bolt	5		
Hub Bolt	--		
Spline Teeth	--		

**FW9100**

Continental, Sable, Taurus 1995-07




**Specifications**

Bearing Type: Generation 3  
ABS: N

	qty.	inches	mm
A Flange Spindle Diameter	5.5	139.2	
B Spindle Bolt Circle Diameter	2.7	67.3	
C Brake Pilot Diameter	2.8	70.9	
D Wheel Pilot Diameter	2.5	63.2	
H Flange Offset	1.4	36.1	
E Hub Pilot Diameter	3.3	83.8	
F Hub Bolt Circle Diameter	2.9	73.8	
Spindle Bolt	5		
Hub Bolt	3		
Spline Teeth	26		

**FW9104**

Ford, Lincoln, Mercury 1991-97



**Specifications**

Bearing Type: Generation 2  
ABS: Y

	qty.	inches	mm
A Flange Spindle Diameter		6.0	152.0
B Spindle Bolt Circle Diameter		4.5	114.3
C Brake Pilot Diameter		2.8	71.6
D Wheel Pilot Diameter		2.8	70.5
H Flange Offset		--	--
E Hub Pilot Diameter		--	--
F Hub Bolt Circle Diameter		--	--
Spindle Bolt	5		
Hub Bolt	--		
Spline Teeth	--		

**FW9107**

Jeep 1984-90



**Specifications**

Bearing Type: Generation 3  
ABS: N

	qty.	inches	mm
A Flange Spindle Diameter		5.7	144.4
B Spindle Bolt Circle Diameter		4.5	114.3
C Brake Pilot Diameter		2.8	71.9
D Wheel Pilot Diameter		2.8	71.5
H Flange Offset		1.8	46.1
E Hub Pilot Diameter		3.9	100.2
F Hub Bolt Circle Diameter		4.8	120.7
Spindle Bolt	5		
Hub Bolt	3		
Spline Teeth	27		

**FW9109**

Dodge: Dakota, Viper 1991-09



**Specifications**

Bearing Type: Generation 3  
ABS: N

	qty.	inches	mm
A Flange Spindle Diameter		5.7	144.0
B Spindle Bolt Circle Diameter		4.5	114.3
C Brake Pilot Diameter		2.9	73.2
D Wheel Pilot Diameter		2.8	71.4
H Flange Offset		2.1	53.5
E Hub Pilot Diameter		3.8	97.0
F Hub Bolt Circle Diameter		4.5	114.3
Spindle Bolt	6		
Hub Bolt	4		
Spline Teeth	31		

**FW9111**

BMW 1983-91



**Specifications**

Bearing Type: Generation 2  
ABS: Y

	qty.	inches	mm
A Flange Spindle Diameter		4.7	120.0
B Spindle Bolt Circle Diameter		3.9	100.1
C Brake Pilot Diameter		2.6	66.0
D Wheel Pilot Diameter		2.2	57.1
H Flange Offset		--	--
E Hub Pilot Diameter		--	--
F Hub Bolt Circle Diameter		--	--
Spindle Bolt	4		
Hub Bolt	--		
Spline Teeth	--		

**FW9115**

Ford: Mustang 1994-04



**Specifications**

Bearing Type: Generation 2  
ABS: Y

	qty.	inches	mm
A Flange Spindle Diameter		5.2	131.4
B Spindle Bolt Circle Diameter		4.5	114.3
C Brake Pilot Diameter		2.8	71.1
D Wheel Pilot Diameter		2.8	70.5
H Flange Offset		--	--
E Hub Pilot Diameter		--	--
F Hub Bolt Circle Diameter		--	--
Spindle Bolt	5		
Hub Bolt	--		
Spline Teeth	--		

**FW9121**

GM 1997-07



**Specifications**

Bearing Type: Generation 3  
ABS: Y

	qty.	inches	mm
A Flange Spindle Diameter		5.7	145.5
B Spindle Bolt Circle Diameter		4.5	115.0
C Brake Pilot Diameter		2.8	70.1
D Wheel Pilot Diameter		2.8	70.1
H Flange Offset		1.7	43.0
E Hub Pilot Diameter		3.6	91.3
F Hub Bolt Circle Diameter		4.6	116.0
Spindle Bolt	5		
Hub Bolt	3		
Spline Teeth	33		

**FW9122**

Chrysler, Dodge, Plymouth 1996-00



**Specifications**

Bearing Type: Generation 3  
ABS: N

	qty.	inches	mm
A Flange Spindle Diameter		5.0	126.2
B Spindle Bolt Circle Diameter		3.7	94.8
C Brake Pilot Diameter		2.4	61.0
D Wheel Pilot Diameter		2.2	56.8
H Flange Offset		1.5	37.6
E Hub Pilot Diameter		3.4	87.0
F Hub Bolt Circle Diameter		3.8	95.4
Spindle Bolt	5		
Hub Bolt	4		
Spline Teeth	26		

**FW9123**

Chrysler, Dodge, Plymouth 1996-07



**Specifications**

Bearing Type: Generation 3  
ABS: N

	qty.	inches	mm
A Flange Spindle Diameter		5.5	139.0
B Spindle Bolt Circle Diameter		4.3	108.4
C Brake Pilot Diameter		2.9	73.4
D Wheel Pilot Diameter		2.8	71.4
H Flange Offset		1.5	37.6
E Hub Pilot Diameter		3.4	87.0
F Hub Bolt Circle Diameter		3.8	95.3
Spindle Bolt	5		
Hub Bolt	4		
Spline Teeth	26		

**FW9124**

GM, Isuzu 1996-05



**Specifications**

Bearing Type: Generation 3  
ABS: Y

	qty.	inches	mm
A Flange Spindle Diameter		5.7	144.8
B Spindle Bolt Circle Diameter		4.5	114.9
C Brake Pilot Diameter		2.8	70.5
D Wheel Pilot Diameter		2.8	70.1
H Flange Offset		1.9	47.0
E Hub Pilot Diameter		3.2	80.7
F Hub Bolt Circle Diameter		4.1	104.4
Spindle Bolt	5		
Hub Bolt	3		
Spline Teeth	27		

**FW9125**

BMW 1991-00



**Specifications**

Bearing Type: Generation 2  
ABS: Y

	qty.	inches	mm
A Flange Spindle Diameter		5.5	139.0
B Spindle Bolt Circle Diameter		4.7	120.0
C Brake Pilot Diameter		3.1	79.0
D Wheel Pilot Diameter		2.9	72.5
H Flange Offset		--	--
E Hub Pilot Diameter		--	--
F Hub Bolt Circle Diameter		--	--
Spindle Bolt	5		
Hub Bolt	--		
Spline Teeth	--		

**FW9126**

Saab: 9000 1990-98



**Specifications**

Bearing Type: Generation 3  
ABS: N

	qty.	inches	mm
A Flange Spindle Diameter		5.1	130.6
B Spindle Bolt Circle Diameter		4.3	108.4
C Brake Pilot Diameter		2.6	65.0
D Wheel Pilot Diameter		2.7	67.9
H Flange Offset		1.5	37.0
E Hub Pilot Diameter		3.3	82.9
F Hub Bolt Circle Diameter		4.1	103.2
Spindle Bolt	4		
Hub Bolt	4		
Spline Teeth	26		

**FW9128**

Volvo 1988-94



**Specifications**

Bearing Type: Generation 2  
ABS: N

	qty.	inches	mm
A Flange Spindle Diameter		5.4	136.9
B Spindle Bolt Circle Diameter		3.9	99.6
C Brake Pilot Diameter		2.7	68.1
D Wheel Pilot Diameter		2.6	65.0
H Flange Offset		--	--
E Hub Pilot Diameter		3.0	75.1
F Hub Bolt Circle Diameter		--	--
Spindle Bolt	5		
Hub Bolt	--		
Spline Teeth	--		

**FW9131**

Mazda: 929, MPV 1989-98




**Specifications**

Bearing Type: Generation 2  
ABS: Y

	qty.	inches	mm
A Flange Spindle Diameter		5.4	137.2
B Spindle Bolt Circle Diameter		4.5	114.3
C Brake Pilot Diameter		2.8	71.9
D Wheel Pilot Diameter		2.6	67.0
H Flange Offset		--	--
E Hub Pilot Diameter		--	--
F Hub Bolt Circle Diameter		--	--
Spindle Bolt	5		
Hub Bolt	--		
Spline Teeth	--		

**FW9132**

Dodge: Viper 1996-09



**Specifications**

Bearing Type: Generation 3  
ABS: N

	qty.	inches	mm
A Flange Spindle Diameter		5.5	138.9
B Spindle Bolt Circle Diameter		4.5	114.3
C Brake Pilot Diameter		2.9	73.7
D Wheel Pilot Diameter		2.8	71.4
H Flange Offset		1.5	38.4
E Hub Pilot Diameter		3.4	87.1
F Hub Bolt Circle Diameter		4.4	112.0
Spindle Bolt	6		
Hub Bolt	4		
Spline Teeth	26		

**FW9133**

3000GT, Lancer, Stealth 1991-07



**Specifications**

Bearing Type: Generation 3  
ABS: N

	qty.	inches	mm
A Flange Spindle Diameter		5.5	139.0
B Spindle Bolt Circle Diameter		4.5	114.0
C Brake Pilot Diameter		2.7	69.0
D Wheel Pilot Diameter		2.6	67.0
H Flange Offset		2.3	58.9
E Hub Pilot Diameter		3.4	86.1
F Hub Bolt Circle Diameter		4.4	112.0
Spindle Bolt	5		
Hub Bolt	4		
Spline Teeth	27		

**FW9135**

Mitsubishi: Galant 1994-98



**Specifications**

Bearing Type: Generation 3  
ABS: N

	qty.	inches	mm
A Flange Spindle Diameter		5.6	142.0
B Spindle Bolt Circle Diameter		4.5	113.2
C Brake Pilot Diameter		2.8	71.9
D Wheel Pilot Diameter		2.6	66.9
H Flange Offset		1.6	40.6
E Hub Pilot Diameter		3.3	84.0
F Hub Bolt Circle Diameter		3.7	94.9
Spindle Bolt	4		
Hub Bolt	4		
Spline Teeth	25		

**FW9137**

GM 1997-05




**Specifications**

Bearing Type: Generation 3  
ABS: Y

	qty.	inches	mm
A Flange Spindle Diameter		5.7	145.5
B Spindle Bolt Circle Diameter		4.5	115.0
C Brake Pilot Diameter		2.8	70.6
D Wheel Pilot Diameter		2.8	70.1
H Flange Offset		2.5	64.5
E Hub Pilot Diameter		3.6	91.3
F Hub Bolt Circle Diameter		4.6	116.0
Spindle Bolt	5		
Hub Bolt	3		
Spline Teeth	30		

**FW9138**

Chrysler, Dodge, Plymouth 1995-06



**Specifications**

Bearing Type: Generation 3  
ABS: N

	qty.	inches	mm
A Flange Spindle Diameter		5.0	126.1
B Spindle Bolt Circle Diameter		3.7	95.1
C Brake Pilot Diameter		2.4	61.2
D Wheel Pilot Diameter		2.2	56.8
H Flange Offset		1.5	37.5
E Hub Pilot Diameter		3.4	86.9
F Hub Bolt Circle Diameter		4.2	107.5
Spindle Bolt	5		
Hub Bolt	3		
Spline Teeth	26		

**FW9139**

Corvette, XLR 1997-08



**Specifications**

Bearing Type: Generation 3  
ABS: Y

	qty.	inches	mm
A Flange Spindle Diameter		5.7	145.2
B Spindle Bolt Circle Diameter		4.8	120.7
C Brake Pilot Diameter		2.8	70.6
D Wheel Pilot Diameter		2.8	70.1
H Flange Offset		1.7	42.3
E Hub Pilot Diameter		3.6	91.3
F Hub Bolt Circle Diameter		4.6	116.1
Spindle Bolt	5		
Hub Bolt	3		
Spline Teeth	27		

**FW9152**

Mazda: Miata 1990-05




**Specifications**

Bearing Type: Generation 2  
ABS: N

	qty.	inches	mm
A Flange Spindle Diameter		4.8	121.7
B Spindle Bolt Circle Diameter		3.9	100.1
C Brake Pilot Diameter		2.2	55.0
D Wheel Pilot Diameter		2.1	54.0
H Flange Offset		--	--
E Hub Pilot Diameter		2.7	69.0
F Hub Bolt Circle Diameter		--	--
Spindle Bolt	4		
Hub Bolt	--		
Spline Teeth	--		

**FW9155**

Mazda: Miata 1990-05



**Specifications**

Bearing Type: Generation 2  
ABS: Y

	qty.	inches	mm
A Flange Spindle Diameter		4.8	121.7
B Spindle Bolt Circle Diameter		3.9	100.1
C Brake Pilot Diameter		2.2	55.0
D Wheel Pilot Diameter		2.1	54.0
H Flange Offset		--	--
E Hub Pilot Diameter		2.7	69.0
F Hub Bolt Circle Diameter		--	--
Spindle Bolt	4		
Hub Bolt	--		
Spline Teeth	--		

**FW9156**

Ford: Windstar 1999-03



**Specifications**

Bearing Type: Generation 3  
ABS: N

	qty.	inches	mm
A Flange Spindle Diameter		5.5	138.8
B Spindle Bolt Circle Diameter		4.2	107.0
C Brake Pilot Diameter		2.8	70.9
D Wheel Pilot Diameter		2.5	63.5
H Flange Offset		1.6	41.5
E Hub Pilot Diameter		3.5	89.5
F Hub Bolt Circle Diameter		4.5	114.0
Spindle Bolt	5		
Hub Bolt	3		
Spline Teeth	26		

**FW9157**

Eagle, Mitsubishi, Mopar 1995-08



**Specifications**

Bearing Type: Generation 3  
ABS: N

	qty.	inches	mm
A Flange Spindle Diameter		5.6	142.0
B Spindle Bolt Circle Diameter		4.5	113.2
C Brake Pilot Diameter		2.7	68.9
D Wheel Pilot Diameter		2.6	66.9
H Flange Offset		1.6	40.6
E Hub Pilot Diameter		3.3	84.0
F Hub Bolt Circle Diameter		4.1	104.0
Spindle Bolt	5		
Hub Bolt	4		
Spline Teeth	25		

**FW9158**

Jeep: Cherokee, Wrangler 1999-06



**Specifications**

Bearing Type: Generation 3  
ABS: N

	qty.	inches	mm
A Flange Spindle Diameter		6.0	153.5
B Spindle Bolt Circle Diameter		4.5	114.3
C Brake Pilot Diameter		2.8	71.9
D Wheel Pilot Diameter		2.8	71.4
H Flange Offset		1.9	48.4
E Hub Pilot Diameter		3.9	100.1
F Hub Bolt Circle Diameter		4.8	120.7
Spindle Bolt	5		
Hub Bolt	3		
Spline Teeth	27		



**FW9159**

Jeep: Grand Cherokee 1999-04



**Specifications**

Bearing Type: Generation 3  
ABS: N

	qty.	inches	mm
A Flange Spindle Diameter		6.5	164.3
B Spindle Bolt Circle Diameter		5.0	126.9
C Brake Pilot Diameter		2.8	71.9
D Wheel Pilot Diameter		2.8	71.5
H Flange Offset		2.1	53.9
E Hub Pilot Diameter		3.9	100.1
F Hub Bolt Circle Diameter		4.8	120.7
Spindle Bolt	5		
Hub Bolt	3		
Spline Teeth	27		

**FW9160**

Buick, Chevrolet, Pontiac 2000-05



**Specifications**

Bearing Type: Generation 3  
ABS: N

	qty.	inches	mm
A Flange Spindle Diameter		5.7	145.8
B Spindle Bolt Circle Diameter		4.5	114.1
C Brake Pilot Diameter		2.8	70.6
D Wheel Pilot Diameter		2.8	70.1
H Flange Offset		1.7	41.9
E Hub Pilot Diameter		3.6	91.3
F Hub Bolt Circle Diameter		4.6	116.0
Spindle Bolt	5		
Hub Bolt	3		
Spline Teeth	33		

**FW9161**

Honda: Insight 2000-06



**Specifications**

Bearing Type: Generation 2  
ABS: N

	qty.	inches	mm
A Flange Spindle Diameter	--	--	--
B Spindle Bolt Circle Diameter	--	--	--
C Brake Pilot Diameter	--	--	--
D Wheel Pilot Diameter	--	--	--
H Flange Offset	--	--	--
E Hub Pilot Diameter		2.7	69.1
F Hub Bolt Circle Diameter		3.7	93.0
Spindle Bolt	--		
Hub Bolt	4		
Spline Teeth	--		

**FW9162**

Toyota: MR2 Spyder 2000-05



**Specifications**

Bearing Type: Generation 3  
ABS: Y

	qty.	inches	mm
A Flange Spindle Diameter		4.9	125.0
B Spindle Bolt Circle Diameter		3.9	100.0
C Brake Pilot Diameter		2.2	55.0
D Wheel Pilot Diameter		2.1	54.0
H Flange Offset		2.2	55.5
E Hub Pilot Diameter		2.6	67.0
F Hub Bolt Circle Diameter		3.6	92.0
Spindle Bolt	4		
Hub Bolt	4		
Spline Teeth	--		

**FW9163**

Lexus: LS430 2001-06

*\* New Product for 2010 Hub and Wheel Bearing Catalog*



**Specifications**

Bearing Type: Generation 3  
ABS: Y

	qty.	inches	mm
A Flange Spindle Diameter	5.5	139.7	
B Spindle Bolt Circle Diameter	4.5	114.0	
C Brake Pilot Diameter	2.4	62.0	
D Wheel Pilot Diameter	2.4	60.0	
H Flange Offset	2.2	55.4	
E Hub Pilot Diameter	2.8	72.1	
F Hub Bolt Circle Diameter	--	--	
Spindle Bolt	5		
Hub Bolt	4		
Spline Teeth	--		

**FW9164**

Cadillac: Catera 1997-01



**Specifications**

Bearing Type: Generation 2  
ABS: Y

	qty.	inches	mm
A Flange Spindle Diameter	5.4	137.0	
B Spindle Bolt Circle Diameter	4.3	109.5	
C Brake Pilot Diameter	2.8	69.9	
D Wheel Pilot Diameter	2.6	66.0	
H Flange Offset	--	--	
E Hub Pilot Diameter	--	--	
F Hub Bolt Circle Diameter	--	--	
Spindle Bolt	5		
Hub Bolt	--		
Spline Teeth	--		

**FW9165**

Isuzu: Axiom, Rodeo 2002-04



**Specifications**

Bearing Type: Generation 3  
ABS: Y

	qty.	inches	mm
A Flange Spindle Diameter	6.5	165.1	
B Spindle Bolt Circle Diameter	5.5	139.5	
C Brake Pilot Diameter	4.0	101.1	
D Wheel Pilot Diameter	3.9	99.7	
H Flange Offset	3.0	76.5	
E Hub Pilot Diameter	3.3	83.0	
F Hub Bolt Circle Diameter	4.4	112.0	
Spindle Bolt	6		
Hub Bolt	4		
Spline Teeth	--		

**FW9167**

LS, Thunderbird 2000-06




**Specifications**

Bearing Type: Generation 3  
ABS: Y

	qty.	inches	mm
A Flange Spindle Diameter	5.5	138.8	
B Spindle Bolt Circle Diameter	4.2	107.5	
C Brake Pilot Diameter	2.8	71.1	
D Wheel Pilot Diameter	2.5	63.3	
H Flange Offset	1.8	45.6	
E Hub Pilot Diameter	3.0	75.8	
F Hub Bolt Circle Diameter	4.0	101.1	
Spindle Bolt	5		
Hub Bolt	4		
Spline Teeth	--		

**FW9168**

Jaguar: S-Type 2003-08



**Specifications**

Bearing Type: Generation 3  
ABS: Y

	qty.	inches	mm
A Flange Spindle Diameter		5.5	139.2
B Spindle Bolt Circle Diameter		4.3	108.0
C Brake Pilot Diameter		2.8	71.1
D Wheel Pilot Diameter		2.5	63.2
H Flange Offset		1.8	44.5
E Hub Pilot Diameter		3.0	75.9
F Hub Bolt Circle Diameter		3.0	75.7
Spindle Bolt	5		
Hub Bolt	4		
Spline Teeth	--		

**FW9169**

Jaguar: S-Type 2000-08



**Specifications**

Bearing Type: Generation 3  
ABS: Y

	qty.	inches	mm
A Flange Spindle Diameter		5.5	139.2
B Spindle Bolt Circle Diameter		4.3	108.0
C Brake Pilot Diameter		2.8	71.1
D Wheel Pilot Diameter		2.5	63.2
H Flange Offset		1.8	44.5
E Hub Pilot Diameter		3.0	75.9
F Hub Bolt Circle Diameter		4.0	101.1
Spindle Bolt	5		
Hub Bolt	4		
Spline Teeth	--		

**FW9170**

Volvo 1989-94



**Specifications**

Bearing Type: Generation 2  
ABS: Y

	qty.	inches	mm
A Flange Spindle Diameter		5.4	136.0
B Spindle Bolt Circle Diameter		4.1	105.0
C Brake Pilot Diameter		2.7	68.0
D Wheel Pilot Diameter		2.6	65.0
H Flange Offset		1.1	28.0
E Hub Pilot Diameter		--	--
F Hub Bolt Circle Diameter		--	--
Spindle Bolt	5		
Hub Bolt	--		
Spline Teeth	--		

**FW9171**

BMW: 740i, 740iL, 750iL 1996-01



**Specifications**

Bearing Type: Generation 2  
ABS: N

	qty.	inches	mm
A Flange Spindle Diameter		5.5	138.9
B Spindle Bolt Circle Diameter		4.8	120.7
C Brake Pilot Diameter		3.1	79.0
D Wheel Pilot Diameter		2.9	73.4
H Flange Offset		--	--
E Hub Pilot Diameter		3.2	81.6
F Hub Bolt Circle Diameter		--	--
Spindle Bolt	5		
Hub Bolt	--		
Spline Teeth	--		

**FW9172**

525i, 528i, 530i, 540i, Z8 1997-05



**Specifications**

Bearing Type: Generation 3  
ABS: N

	qty.	inches	mm
A Flange Spindle Diameter		5.5	139.0
B Spindle Bolt Circle Diameter		4.7	119.9
C Brake Pilot Diameter		3.1	79.0
D Wheel Pilot Diameter		2.9	73.9
H Flange Offset		2.0	51.3
E Hub Pilot Diameter		3.5	89.8
F Hub Bolt Circle Diameter		4.2	106.0
Spindle Bolt	5		
Hub Bolt	4		
Spline Teeth	--		

**FW9173**

BMW 2002-08



**Specifications**

Bearing Type: Generation 3  
ABS: N

	qty.	inches	mm
A Flange Spindle Diameter		5.7	145.0
B Spindle Bolt Circle Diameter		4.7	120.0
C Brake Pilot Diameter		3.1	79.0
D Wheel Pilot Diameter		2.9	72.5
H Flange Offset		2.2	55.1
E Hub Pilot Diameter		3.5	89.9
F Hub Bolt Circle Diameter		4.2	106.0
Spindle Bolt	5		
Hub Bolt	4		
Spline Teeth	--		

**FW9174**

Volvo: 850, C70, S70 1994-98



**Specifications**

Bearing Type: Generation 3  
ABS: N

	qty.	inches	mm
A Flange Spindle Diameter		5.4	136.0
B Spindle Bolt Circle Diameter		4.3	108.0
C Brake Pilot Diameter		2.7	68.1
D Wheel Pilot Diameter		2.6	64.8
H Flange Offset		2.2	56.9
E Hub Pilot Diameter		3.2	82.1
F Hub Bolt Circle Diameter		4.1	103.1
Spindle Bolt	5		
Hub Bolt	4		
Spline Teeth	26		

**FW9175**

Volvo: C70, S70, V70 1999-04



**Specifications**

Bearing Type: Generation 3  
ABS: N

	qty.	inches	mm
A Flange Spindle Diameter		5.3	135.7
B Spindle Bolt Circle Diameter		4.3	108.0
C Brake Pilot Diameter		2.7	68.1
D Wheel Pilot Diameter		2.6	64.9
H Flange Offset		1.7	43.0
E Hub Pilot Diameter		3.2	82.0
F Hub Bolt Circle Diameter		4.1	103.1
Spindle Bolt	5		
Hub Bolt	4		
Spline Teeth	36		

**FW9176**

Dodge, Jeep: Liberty, Nitro 2002-09



**Specifications**

Bearing Type: Generation 3  
ABS: Y

	qty.	inches	mm
A Flange Spindle Diameter		6.0	153.5
B Spindle Bolt Circle Diameter		4.5	113.5
C Brake Pilot Diameter		2.8	71.9
D Wheel Pilot Diameter		2.8	71.4
H Flange Offset		2.1	53.9
E Hub Pilot Diameter		3.7	94.9
F Hub Bolt Circle Diameter		4.6	117.6
Spindle Bolt	5		
Hub Bolt	3		
Spline Teeth	27		

**FW9177**

Dodge, Jeep: Liberty, Nitro 2002-09



**Specifications**

Bearing Type: Generation 3  
ABS: Y

	qty.	inches	mm
A Flange Spindle Diameter		6.0	153.5
B Spindle Bolt Circle Diameter		4.5	113.5
C Brake Pilot Diameter		2.8	71.9
D Wheel Pilot Diameter		2.8	71.4
H Flange Offset		2.1	53.9
E Hub Pilot Diameter		3.7	94.9
F Hub Bolt Circle Diameter		4.6	117.6
Spindle Bolt	5		
Hub Bolt	3		
Spline Teeth	27		

**FW9178**

Jeep: Liberty 2002-05



**Specifications**

Bearing Type: Generation 3  
ABS: N

	qty.	inches	mm
A Flange Spindle Diameter		6.0	153.5
B Spindle Bolt Circle Diameter		4.5	113.5
C Brake Pilot Diameter		2.8	71.9
D Wheel Pilot Diameter		2.8	71.4
H Flange Offset		2.1	53.9
E Hub Pilot Diameter		3.7	94.9
F Hub Bolt Circle Diameter		4.6	117.6
Spindle Bolt	5		
Hub Bolt	3		
Spline Teeth	27		

**FW9186**

Cadillac: CTS, STS 2003-08



**Specifications**

Bearing Type: Generation 3  
ABS: Y

	qty.	inches	mm
A Flange Spindle Diameter		5.7	145.5
B Spindle Bolt Circle Diameter		4.5	115.1
C Brake Pilot Diameter		2.8	70.6
D Wheel Pilot Diameter		2.8	70.1
H Flange Offset		1.7	42.2
E Hub Pilot Diameter		3.6	91.4
F Hub Bolt Circle Diameter		4.6	116.1
Spindle Bolt	5		
Hub Bolt	3		
Spline Teeth	--		

**FW9188**

GM, Isuzu, Saab 2002-09



**Specifications**

Bearing Type: Generation 3  
ABS: Y

	qty.	inches	mm
A Flange Spindle Diameter		5.9	150.2
B Spindle Bolt Circle Diameter		5.0	126.7
C Brake Pilot Diameter		3.1	79.0
D Wheel Pilot Diameter		3.1	78.0
H Flange Offset		1.9	47.1
E Hub Pilot Diameter		3.6	91.9
F Hub Bolt Circle Diameter		4.8	120.7
Spindle Bolt	6		
Hub Bolt	3		
Spline Teeth	27		

**FW9189**

Equinox, Torrent, Vue 2002-07



**Specifications**

Bearing Type: Generation 3  
ABS: Y

	qty.	inches	mm
A Flange Spindle Diameter		5.9	150.0
B Spindle Bolt Circle Diameter		4.5	115.0
C Brake Pilot Diameter		2.8	70.6
D Wheel Pilot Diameter		2.8	70.1
H Flange Offset		1.7	42.1
E Hub Pilot Diameter		3.6	91.2
F Hub Bolt Circle Diameter		4.6	116.0
Spindle Bolt	5		
Hub Bolt	3		
Spline Teeth	33		

**FW9190**

Equinox, Torrent, Vue 2002-07



**Specifications**

Bearing Type: Generation 3  
ABS: N

	qty.	inches	mm
A Flange Spindle Diameter		5.9	150.0
B Spindle Bolt Circle Diameter		4.5	115.0
C Brake Pilot Diameter		2.8	70.6
D Wheel Pilot Diameter		2.8	70.1
H Flange Offset		1.7	42.1
E Hub Pilot Diameter		3.6	91.2
F Hub Bolt Circle Diameter		4.6	116.0
Spindle Bolt	5		
Hub Bolt	3		
Spline Teeth	33		

**FW9191**

Saab: 9-3 2003-09



**Specifications**

Bearing Type: Generation 3  
ABS: Y

	qty.	inches	mm
A Flange Spindle Diameter		5.4	137.0
B Spindle Bolt Circle Diameter		4.3	110.0
C Brake Pilot Diameter		2.8	70.1
D Wheel Pilot Diameter		2.6	65.0
H Flange Offset		1.5	39.2
E Hub Pilot Diameter		3.5	90.0
F Hub Bolt Circle Diameter		4.5	114.0
Spindle Bolt	5		
Hub Bolt	3		
Spline Teeth	30		

**FW9192**

Saab: 9-5 2002-09




**Specifications**

Bearing Type: Generation 3  
ABS: N

	qty.	inches	mm
A Flange Spindle Diameter		5.4	137.0
B Spindle Bolt Circle Diameter		4.3	110.0
C Brake Pilot Diameter		2.8	70.1
D Wheel Pilot Diameter		2.5	64.0
H Flange Offset		1.5	39.0
E Hub Pilot Diameter		3.5	90.0
F Hub Bolt Circle Diameter		4.5	114.0
Spindle Bolt	5		
Hub Bolt	3		
Spline Teeth	30		

**FW9193**

Chevrolet, GMC, Suzuki 2001-06




**Specifications**

Bearing Type: Generation 2  
ABS: Y

	qty.	inches	mm
A Flange Spindle Diameter		6.7	170.0
B Spindle Bolt Circle Diameter		5.5	139.7
C Brake Pilot Diameter		4.3	108.2
D Wheel Pilot Diameter		4.1	105.0
H Flange Offset		--	--
E Hub Pilot Diameter		--	--
F Hub Bolt Circle Diameter		--	--
Spindle Bolt	5		
Hub Bolt	--		
Spline Teeth	--		

**FW9194**

Volvo: S60, S80, V70, XC70 1999-09



**Specifications**

Bearing Type: Generation 3  
ABS: N

	qty.	inches	mm
A Flange Spindle Diameter		5.3	135.6
B Spindle Bolt Circle Diameter		4.3	108.0
C Brake Pilot Diameter		2.7	68.1
D Wheel Pilot Diameter		2.6	64.8
H Flange Offset		1.7	43.0
E Hub Pilot Diameter		3.4	86.1
F Hub Bolt Circle Diameter		4.4	112.0
Spindle Bolt	5		
Hub Bolt	4		
Spline Teeth	--		

**FW9195K**

Volvo: 960, S90, V90 1995-98



**Specifications**

Bearing Type: Generation 2  
ABS: Y

	qty.	inches	mm
A Flange Spindle Diameter		5.4	136.0
B Spindle Bolt Circle Diameter		4.2	106.0
C Brake Pilot Diameter		2.7	68.0
D Wheel Pilot Diameter		2.6	65.0
H Flange Offset		--	--
E Hub Pilot Diameter		--	--
F Hub Bolt Circle Diameter		--	--
Spindle Bolt	5		
Hub Bolt	--		
Spline Teeth	--		

**FW9196**

Ford, Lincoln, Mercury 2003-05




**Specifications**

Bearing Type: Generation 3  
ABS: Y

	qty.	inches	mm
A Flange Spindle Diameter		6.0	151.2
B Spindle Bolt Circle Diameter		4.4	112.9
C Brake Pilot Diameter		3.0	75.6
D Wheel Pilot Diameter		2.8	69.9
H Flange Offset		1.4	35.8
E Hub Pilot Diameter		3.4	87.1
F Hub Bolt Circle Diameter		3.9	98.1
Spindle Bolt	5		
Hub Bolt	4		
Spline Teeth	--		

**FW9197**

Cadillac: CTS, SRX 2004-09




**Specifications**

Bearing Type: Generation 3  
ABS: Y

	qty.	inches	mm
A Flange Spindle Diameter		5.7	145.5
B Spindle Bolt Circle Diameter		4.5	115.0
C Brake Pilot Diameter		2.8	70.6
D Wheel Pilot Diameter		2.8	70.1
H Flange Offset		1.7	42.1
E Hub Pilot Diameter		3.6	91.4
F Hub Bolt Circle Diameter		4.6	116.0
Spindle Bolt	6		
Hub Bolt	3		
Spline Teeth	--		

**FW9198**

Cadillac: SRX 2004-09



**Specifications**

Bearing Type: Generation 3  
ABS: Y

	qty.	inches	mm
A Flange Spindle Diameter		5.7	145.5
B Spindle Bolt Circle Diameter		4.5	115.0
C Brake Pilot Diameter		2.8	70.6
D Wheel Pilot Diameter		2.8	70.1
H Flange Offset		1.7	42.1
E Hub Pilot Diameter		3.6	91.4
F Hub Bolt Circle Diameter		4.6	116.0
Spindle Bolt	6		
Hub Bolt	3		
Spline Teeth	30		

**FW9200**

Blazer, Jimmy 1998-05



**Specifications**

Bearing Type: Generation 3  
ABS: Y

	qty.	inches	mm
A Flange Spindle Diameter		5.8	146.5
B Spindle Bolt Circle Diameter		4.8	120.7
C Brake Pilot Diameter		2.8	70.6
D Wheel Pilot Diameter		2.8	70.1
H Flange Offset		1.9	47.1
E Hub Pilot Diameter		3.5	89.0
F Hub Bolt Circle Diameter		4.8	120.7
Spindle Bolt	5		
Hub Bolt	3		
Spline Teeth	--		



**FW9201**

Chrysler: Pacifica 2004-06



**Specifications**

Bearing Type: Generation 3  
ABS: Y

	qty.	inches	mm
A Flange Spindle Diameter		6.6	167.5
B Spindle Bolt Circle Diameter		5.0	127.0
C Brake Pilot Diameter		3.2	81.9
D Wheel Pilot Diameter		2.8	71.4
H Flange Offset		1.9	48.6
E Hub Pilot Diameter		3.3	85.0
F Hub Bolt Circle Diameter		4.3	110.0
Spindle Bolt	5		
Hub Bolt	4		
Spline Teeth	33		

**FW9202**

Ford, Lincoln, Mercury 1998-02



**Specifications**

Bearing Type: Generation 2  
ABS: Y

	qty.	inches	mm
A Flange Spindle Diameter		6.0	151.5
B Spindle Bolt Circle Diameter		4.5	114.3
C Brake Pilot Diameter		2.8	71.6
D Wheel Pilot Diameter		2.8	70.5
H Flange Offset		--	--
E Hub Pilot Diameter		--	--
F Hub Bolt Circle Diameter		--	--
Spindle Bolt	5		
Hub Bolt	--		
Spline Teeth	--		

**FW9203**

Buick, Chevrolet, Pontiac 2001-09



**Specifications**

Bearing Type: Generation 3  
ABS: N

	qty.	inches	mm
A Flange Spindle Diameter		5.7	145.7
B Spindle Bolt Circle Diameter		4.5	114.1
C Brake Pilot Diameter		2.8	70.6
D Wheel Pilot Diameter		2.8	70.1
H Flange Offset		1.7	41.9
E Hub Pilot Diameter		3.6	91.3
F Hub Bolt Circle Diameter		4.6	116.0
Spindle Bolt	5		
Hub Bolt	3		
Spline Teeth	33		

**FW9204**

Cobalt, G5, Ion, Pursuit 2003-09



**Specifications**

Bearing Type: Generation 3  
ABS: Y

	qty.	inches	mm
A Flange Spindle Diameter		5.2	132.1
B Spindle Bolt Circle Diameter		3.9	99.6
C Brake Pilot Diameter		2.4	60.0
D Wheel Pilot Diameter		2.2	56.5
H Flange Offset		1.5	38.9
E Hub Pilot Diameter		3.3	83.0
F Hub Bolt Circle Diameter		4.3	110.0
Spindle Bolt	5		
Hub Bolt	3		
Spline Teeth	33		

**FW9205**

Cobalt, G5, Ion, Pursuit 2003-09



**Specifications**

Bearing Type: Generation 3  
ABS: N

	qty.	inches	mm
A Flange Spindle Diameter	5.5	139.0	
B Spindle Bolt Circle Diameter	4.3	108.4	
C Brake Pilot Diameter	2.9	73.5	
D Wheel Pilot Diameter	2.8	71.4	
H Flange Offset	1.5	37.6	
E Hub Pilot Diameter	3.4	87.0	
F Hub Bolt Circle Diameter	3.8	95.3	
Spindle Bolt	5		
Hub Bolt	4		
Spline Teeth	26		

**FW9206**

Chevrolet, Pontiac, Saturn 2004-09



**Specifications**

Bearing Type: Generation 3  
ABS: Y

	qty.	inches	mm
A Flange Spindle Diameter	5.4	137.0	
B Spindle Bolt Circle Diameter	4.3	110.0	
C Brake Pilot Diameter	2.6	65.4	
D Wheel Pilot Diameter	2.6	65.0	
H Flange Offset	1.3	32.0	
E Hub Pilot Diameter	3.3	85.0	
F Hub Bolt Circle Diameter	4.3	110.0	
Spindle Bolt	5		
Hub Bolt	3		
Spline Teeth	33		

**FW9207**

Dodge: Durango 2004-05




**Specifications**

Bearing Type: Generation 3  
ABS: Y

	qty.	inches	mm
A Flange Spindle Diameter	7.2	183.0	
B Spindle Bolt Circle Diameter	5.5	139.7	
C Brake Pilot Diameter	3.1	78.4	
D Wheel Pilot Diameter	3.1	77.6	
H Flange Offset	3.0	76.2	
E Hub Pilot Diameter	4.1	105.0	
F Hub Bolt Circle Diameter	5.2	133.0	
Spindle Bolt	5		
Hub Bolt	3		
Spline Teeth	--		

**FW9208**

Volvo: XC90 2003-09



**Specifications**

Bearing Type: Generation 3  
ABS: N

	qty.	inches	mm
A Flange Spindle Diameter	5.4	136.0	
B Spindle Bolt Circle Diameter	4.3	109.7	
C Brake Pilot Diameter	2.7	68.1	
D Wheel Pilot Diameter	2.6	65.0	
H Flange Offset	1.7	43.0	
E Hub Pilot Diameter	3.5	90.0	
F Hub Bolt Circle Diameter	4.4	111.8	
Spindle Bolt	5		
Hub Bolt	4		
Spline Teeth	--		

**FW9209**

BMW: M5 2000-03



**Specifications**

Bearing Type: Generation 3  
ABS: N

	qty.	inches	mm
A Flange Spindle Diameter		5.5	139.0
B Spindle Bolt Circle Diameter		4.7	119.1
C Brake Pilot Diameter		3.1	78.8
D Wheel Pilot Diameter		2.9	72.4
H Flange Offset		2.0	51.3
E Hub Pilot Diameter		3.5	89.8
F Hub Bolt Circle Diameter		4.6	117.6
Spindle Bolt	5		
Hub Bolt	4		
Spline Teeth	--		

**FW9210**

BMW 2004-09



**Specifications**

Bearing Type: Generation 3  
ABS: N

	qty.	inches	mm
A Flange Spindle Diameter		5.6	143.0
B Spindle Bolt Circle Diameter		4.7	120.0
C Brake Pilot Diameter		3.1	79.0
D Wheel Pilot Diameter		2.9	72.5
H Flange Offset		2.0	50.8
E Hub Pilot Diameter		3.5	90.0
F Hub Bolt Circle Diameter		1.1	27.8
Spindle Bolt	5		
Hub Bolt	4		
Spline Teeth	30		

**FW9214**

Aura, Cobalt, G6, Malibu 2004-09



**Specifications**

Bearing Type: Generation 3  
ABS: Y

	qty.	inches	mm
A Flange Spindle Diameter		5.4	137.0
B Spindle Bolt Circle Diameter		4.3	110.0
C Brake Pilot Diameter		2.6	65.5
D Wheel Pilot Diameter		2.6	65.0
H Flange Offset		1.5	39.0
E Hub Pilot Diameter		3.5	90.0
F Hub Bolt Circle Diameter		4.5	114.0
Spindle Bolt	5		
Hub Bolt	--		
Spline Teeth	30		

**FW9215**

Aura, G6, Malibu 2004-09



**Specifications**

Bearing Type: Generation 3  
ABS: N

	qty.	inches	mm
A Flange Spindle Diameter		5.4	137.0
B Spindle Bolt Circle Diameter		4.5	114.0
C Brake Pilot Diameter		2.6	65.5
D Wheel Pilot Diameter		2.6	65.0
H Flange Offset		1.5	39.0
E Hub Pilot Diameter		3.5	90.0
F Hub Bolt Circle Diameter		4.3	110.0
Spindle Bolt	5		
Hub Bolt	3		
Spline Teeth	30		

**FW9216**

Volvo: 850 1993



**Specifications**

Bearing Type: Generation 3  
ABS: N

	qty.	inches	mm
A Flange Spindle Diameter		5.3	135.6
B Spindle Bolt Circle Diameter		4.2	106.9
C Brake Pilot Diameter		2.8	71.6
D Wheel Pilot Diameter		2.5	63.5
H Flange Offset		1.7	43.0
E Hub Pilot Diameter		3.5	89.5
F Hub Bolt Circle Diameter		4.1	103.0
Spindle Bolt	5		
Hub Bolt	4		
Spline Teeth	26		

**FW9217**

Pontiac: GTO 2004-06



**Specifications**

Bearing Type: Generation 3  
ABS: y

	qty.	inches	mm
A Flange Spindle Diameter		5.5	140.0
B Spindle Bolt Circle Diameter		4.6	118.0
C Brake Pilot Diameter		2.8	72.0
D Wheel Pilot Diameter		2.7	69.5
H Flange Offset		1.2	31.0
E Hub Pilot Diameter		3.0	76.0
F Hub Bolt Circle Diameter		4.3	110.0
Spindle Bolt	5		
Hub Bolt	3		
Spline Teeth	--		

**FW9218**

Pontiac: GTO 2004-06



**Specifications**

Bearing Type: Generation 3  
ABS: Y

	qty.	inches	mm
A Flange Spindle Diameter		5.5	140.0
B Spindle Bolt Circle Diameter		4.6	118.0
C Brake Pilot Diameter		2.8	72.0
D Wheel Pilot Diameter		2.7	69.5
H Flange Offset		1.2	31.0
E Hub Pilot Diameter		3.0	76.0
F Hub Bolt Circle Diameter		4.3	110.0
Spindle Bolt	5		
Hub Bolt	3		
Spline Teeth	--		

**FW9219**

Eclipse, Endeavor, Galant 2004-09




**Specifications**

Bearing Type: Generation 3  
ABS: N

	qty.	inches	mm
A Flange Spindle Diameter		5.6	142.0
B Spindle Bolt Circle Diameter		4.5	114.0
C Brake Pilot Diameter		2.7	69.0
D Wheel Pilot Diameter		2.6	67.0
H Flange Offset		1.6	41.0
E Hub Pilot Diameter		3.4	87.0
F Hub Bolt Circle Diameter		4.4	112.0
Spindle Bolt	5		
Hub Bolt	4		
Spline Teeth	27		

**FW9220**

Subaru: Legacy, Outback 2005-09



**Specifications**

Bearing Type: Generation 3  
ABS: N

	qty.	inches	mm
A Flange Spindle Diameter	--	--	--
B Spindle Bolt Circle Diameter	--	--	--
C Brake Pilot Diameter	--	--	--
D Wheel Pilot Diameter	--	--	--
H Flange Offset	--	--	--
E Hub Pilot Diameter	--	--	--
F Hub Bolt Circle Diameter	--	--	--
Spindle Bolt	--		
Hub Bolt	--		
Spline Teeth	--		

**FW9221**

Ford: Mustang 2005-09



**Specifications**

Bearing Type: Generation 2  
ABS: Y

	qty.	inches	mm
A Flange Spindle Diameter	5.8	148.0	
B Spindle Bolt Circle Diameter	4.5	114.3	
C Brake Pilot Diameter	2.8	71.1	
D Wheel Pilot Diameter	2.8	70.5	
H Flange Offset	--	--	
E Hub Pilot Diameter	--	--	
F Hub Bolt Circle Diameter	--	--	
Spindle Bolt	5		
Hub Bolt	--		
Spline Teeth	--		

**FW9222**

Ford: Mustang 2005-09



**Specifications**

Bearing Type: Generation 2  
ABS: N

	qty.	inches	mm
A Flange Spindle Diameter	5.8	148.0	
B Spindle Bolt Circle Diameter	4.5	114.3	
C Brake Pilot Diameter	2.8	72.1	
D Wheel Pilot Diameter	2.8	70.6	
H Flange Offset	--	--	
E Hub Pilot Diameter	3.2	80.0	
F Hub Bolt Circle Diameter	--	--	
Spindle Bolt	5		
Hub Bolt	--		
Spline Teeth	--		

**FW9223**

Ford, Mercury 2005-09



**Specifications**

Bearing Type: Generation 3  
ABS: Y

	qty.	inches	mm
A Flange Spindle Diameter	5.7	145.8	
B Spindle Bolt Circle Diameter	4.5	114.3	
C Brake Pilot Diameter	2.7	68.0	
D Wheel Pilot Diameter	2.5	63.2	
H Flange Offset	1.7	43.5	
E Hub Pilot Diameter	3.4	87.3	
F Hub Bolt Circle Diameter	4.4	112.9	
Spindle Bolt	5		
Hub Bolt	4		
Spline Teeth	38		

BUYERS GUIDE - Gen. 2 & 3

**FW9224**

Chrysler, Dodge 2005-09




**Specifications**

Bearing Type: Generation 2  
ABS: Y

	qty.	inches	mm
A Flange Spindle Diameter	5.9	149.9	
B Spindle Bolt Circle Diameter	4.5	115.0	
C Brake Pilot Diameter	2.9	72.8	
D Wheel Pilot Diameter	2.8	71.4	
H Flange Offset	--	--	
E Hub Pilot Diameter	--	--	
F Hub Bolt Circle Diameter	--	--	
Spindle Bolt	5		
Hub Bolt	--		
Spline Teeth	--		

**FW9225**

300, Charger, Magnum 2005-09



**Specifications**

Bearing Type: Generation 3  
ABS: N

	qty.	inches	mm
A Flange Spindle Diameter	5.9	150.0	
B Spindle Bolt Circle Diameter	4.5	114.0	
C Brake Pilot Diameter	2.9	72.5	
D Wheel Pilot Diameter	2.8	71.5	
H Flange Offset	1.5	38.0	
E Hub Pilot Diameter	3.6	90.5	
F Hub Bolt Circle Diameter	4.3	110.0	
Spindle Bolt	5		
Hub Bolt	4		
Spline Teeth	27		

**FW9226**

Mini: Cooper 2002-09



**Specifications**

Bearing Type: Generation 3  
ABS: Y

*\* New Product for 2010 Hub and Wheel Bearing Catalog*

	qty.	inches	mm
A Flange Spindle Diameter	5.3	135.1	
B Spindle Bolt Circle Diameter	--	--	
C Brake Pilot Diameter	2.5	64.4	
D Wheel Pilot Diameter	2.2	55.9	
H Flange Offset	1.7	44.2	
E Hub Pilot Diameter	3.2	80.9	
F Hub Bolt Circle Diameter	3.9	99.6	
Spindle Bolt	--		
Hub Bolt	4		
Spline Teeth	--		

**FW9227**

Audi, Volkswagen 2004-09



**Specifications**

Bearing Type: Generation 2  
ABS: N

	qty.	inches	mm
A Flange Spindle Diameter	--	--	
B Spindle Bolt Circle Diameter	--	--	
C Brake Pilot Diameter	--	--	
D Wheel Pilot Diameter	--	--	
H Flange Offset	--	--	
E Hub Pilot Diameter	3.6	92.0	
F Hub Bolt Circle Diameter	0.6	14.0	
Spindle Bolt	--		
Hub Bolt	4		
Spline Teeth	--		

**FW9228**

Dakota, Raider 2005-09



**Specifications**

Bearing Type: Generation 3  
ABS: N

	qty.	inches	mm
A Flange Spindle Diameter		7.2	183.0
B Spindle Bolt Circle Diameter		5.5	139.7
C Brake Pilot Diameter		3.1	78.4
D Wheel Pilot Diameter		3.1	77.7
H Flange Offset		1.9	49.4
E Hub Pilot Diameter		4.1	105.0
F Hub Bolt Circle Diameter		5.3	134.9
Spindle Bolt	5		
Hub Bolt	3		
Spline Teeth	33		

**FW9229**

Dakota, Raider 2005-09



**Specifications**

Bearing Type: Generation 3  
ABS: Y

	qty.	inches	mm
A Flange Spindle Diameter		7.2	183.0
B Spindle Bolt Circle Diameter		5.5	139.7
C Brake Pilot Diameter		3.1	78.4
D Wheel Pilot Diameter		3.1	77.7
H Flange Offset		1.9	49.0
E Hub Pilot Diameter		4.1	105.0
F Hub Bolt Circle Diameter		5.3	134.7
Spindle Bolt	5		
Hub Bolt	3		
Spline Teeth	33		

**FW9230**

Ford, Lincoln, Mercury 2005-09



**Specifications**

Bearing Type: Generation 3  
ABS: Y

	qty.	inches	mm
A Flange Spindle Diameter		6.0	151.3
B Spindle Bolt Circle Diameter		4.5	114.0
C Brake Pilot Diameter		2.8	72.0
D Wheel Pilot Diameter		2.8	70.5
H Flange Offset		1.5	37.0
E Hub Pilot Diameter		3.4	87.5
F Hub Bolt Circle Diameter		4.4	112.0
Spindle Bolt	5		
Hub Bolt	4		
Spline Teeth	--		

**FW9232**

Freestar, Monterey 2004-07



*\* New Product for 2010 Hub and Wheel Bearing Catalog*

**Specifications**

Bearing Type: Generation 3  
ABS: Y

	qty.	inches	mm
A Flange Spindle Diameter		6.1	156.0
B Spindle Bolt Circle Diameter		4.5	114.0
C Brake Pilot Diameter		2.8	71.1
D Wheel Pilot Diameter		2.5	63.2
H Flange Offset		1.6	41.6
E Hub Pilot Diameter		3.6	91.4
F Hub Bolt Circle Diameter		4.3	108.6
Spindle Bolt	5		
Hub Bolt	3		
Spline Teeth	26		

**FW9233**

Freestar, Monterey 2004-07

*\* New Product for 2010 Hub and Wheel Bearing Catalog*



**Specifications**

Bearing Type: Generation 3  
ABS: Y

	qty.	inches	mm
A Flange Spindle Diameter		6.1	156.0
B Spindle Bolt Circle Diameter		4.5	114.0
C Brake Pilot Diameter		2.8	71.1
D Wheel Pilot Diameter		2.5	63.2
H Flange Offset		1.6	41.6
E Hub Pilot Diameter		3.6	91.4
F Hub Bolt Circle Diameter		4.3	108.6
Spindle Bolt	5		
Hub Bolt	3		
Spline Teeth	26		

**FW9234**

Commander, Grand Cherokee 2005-09



**Specifications**

Bearing Type: Generation 3  
ABS: Y

	qty.	inches	mm
A Flange Spindle Diameter		6.5	164.7
B Spindle Bolt Circle Diameter		5.0	127.0
C Brake Pilot Diameter		2.8	72.0
D Wheel Pilot Diameter		2.8	71.4
H Flange Offset		2.0	51.9
E Hub Pilot Diameter		3.9	100.1
F Hub Bolt Circle Diameter		4.8	122.8
Spindle Bolt	5		
Hub Bolt	3		
Spline Teeth	29		

**FW9236**

GM, Saturn 2006-09

*\* New Product for 2010 Hub and Wheel Bearing Catalog*



**Specifications**

Bearing Type: Generation 3  
ABS: Y

	qty.	inches	mm
A Flange Spindle Diameter		5.7	145.5
B Spindle Bolt Circle Diameter		4.5	115.0
C Brake Pilot Diameter		2.8	70.6
D Wheel Pilot Diameter		2.8	70.1
H Flange Offset		1.7	42.2
E Hub Pilot Diameter		3.6	91.3
F Hub Bolt Circle Diameter		4.6	116.0
Spindle Bolt	5		
Hub Bolt	3		
Spline Teeth	33		

**FW9237**

Chevrolet: HHR 2006-09

*\* New Product for 2010 Hub and Wheel Bearing Catalog*



**Specifications**

Bearing Type: Generation 3  
ABS: N


	qty.	inches	mm
A Flange Spindle Diameter		5.4	137.0
B Spindle Bolt Circle Diameter		4.3	109.0
C Brake Pilot Diameter		2.6	65.4
D Wheel Pilot Diameter		2.6	65.0
H Flange Offset		1.1	29.0
E Hub Pilot Diameter		3.3	85.0
F Hub Bolt Circle Diameter		4.3	109.0
Spindle Bolt	5		
Hub Bolt	3		
Spline Teeth	33		



**FW9238**

Cadillac: STS 2005-08

*\* New Product for 2010 Hub and Wheel Bearing Catalog*



**Specifications**

Bearing Type: Generation 3  
ABS: Y

	qty.	inches	mm
A Flange Spindle Diameter		5.7	145.5
B Spindle Bolt Circle Diameter		4.5	115.0
C Brake Pilot Diameter		2.8	70.5
D Wheel Pilot Diameter		2.8	70.0
H Flange Offset		1.5	38.0
E Hub Pilot Diameter		3.6	91.0
F Hub Bolt Circle Diameter		4.5	115.0
Spindle Bolt	5		
Hub Bolt	3		
Spline Teeth	30		

**FW9239**

B9 Tribeca, Tribeca 2006-09

*\* New Product for 2010 Hub and Wheel Bearing Catalog*



**Specifications**

Bearing Type: Generation 3  
ABS: N

	qty.	inches	mm
A Flange Spindle Diameter		5.4	138.0
B Spindle Bolt Circle Diameter		4.5	115.0
C Brake Pilot Diameter		2.3	58.0
D Wheel Pilot Diameter		2.2	56.0
H Flange Offset		1.5	38.0
E Hub Pilot Diameter		3.3	84.0
F Hub Bolt Circle Diameter		4.5	115.0
Spindle Bolt	5		
Hub Bolt	4		
Spline Teeth	27		

**FW9250**

Epica, Verona 2004-06

*\* New Product for 2010 Hub and Wheel Bearing Catalog*



**Specifications**

Bearing Type: Generation 3  
ABS: Y

	qty.	inches	mm
A Flange Spindle Diameter		5.5	139.0
B Spindle Bolt Circle Diameter		4.5	114.0
C Brake Pilot Diameter		2.4	60.0
D Wheel Pilot Diameter		2.2	56.4
H Flange Offset		1.5	39.0
E Hub Pilot Diameter		3.6	91.0
F Hub Bolt Circle Diameter		4.5	115.0
Spindle Bolt	4		
Hub Bolt	3		
Spline Teeth	28		

**FW9251**

Epica, Verona 2004-06

*\* New Product for 2010 Hub and Wheel Bearing Catalog*



**Specifications**


Bearing Type: Generation 3  
ABS: N

	qty.	inches	mm
A Flange Spindle Diameter		5.5	139.0
B Spindle Bolt Circle Diameter		4.5	114.0
C Brake Pilot Diameter		2.4	60.0
D Wheel Pilot Diameter		2.2	56.5
H Flange Offset		1.3	32.0
E Hub Pilot Diameter		3.6	91.0
F Hub Bolt Circle Diameter		4.5	114.0
Spindle Bolt	4		
Hub Bolt	3		
Spline Teeth	28		

**FW9252**

Acura: RL 2005-09

*\* New Product for 2010 Hub and Wheel Bearing Catalog*



**Specifications**

Bearing Type: Generation 3  
ABS: Y

	qty.	inches	mm
A Flange Spindle Diameter	6.0	152.3	
B Spindle Bolt Circle Diameter	4.7	120.0	
C Brake Pilot Diameter	2.8	70.0	
D Wheel Pilot Diameter	2.5	64.0	
H Flange Offset	1.5	38.0	
E Hub Pilot Diameter	3.6	91.0	
F Hub Bolt Circle Diameter	5.1	130.0	
Spindle Bolt	5		
Hub Bolt	4		
Spline Teeth	30		

**FW9253**

Audi, Volkswagen 2005-09



**Specifications**

Bearing Type: Generation 3  
ABS: Y

	qty.	inches	mm
A Flange Spindle Diameter	5.4	136.5	
B Spindle Bolt Circle Diameter	4.4	112.0	
C Brake Pilot Diameter	2.6	65.0	
D Wheel Pilot Diameter	2.2	57.0	
H Flange Offset	1.5	38.0	
E Hub Pilot Diameter	3.3	85.0	
F Hub Bolt Circle Diameter	4.2	107.0	
Spindle Bolt	5		
Hub Bolt	4		
Spline Teeth	36		

**FW9254**

BMW 2006-09



**Specifications**

Bearing Type: Generation 3  
ABS: N

	qty.	inches	mm
A Flange Spindle Diameter	5.8	147.0	
B Spindle Bolt Circle Diameter	4.7	120.0	
C Brake Pilot Diameter	3.1	79.0	
D Wheel Pilot Diameter	2.9	72.5	
H Flange Offset	1.3	33.0	
E Hub Pilot Diameter	3.5	90.0	
F Hub Bolt Circle Diameter	4.2	106.0	
Spindle Bolt	5		
Hub Bolt	4		
Spline Teeth	--		

**FW9255**

Volvo: C30, C70, S40, V50 2004-09

*\* New Product for 2010 Hub and Wheel Bearing Catalog*



**Specifications**

Bearing Type: Generation 3  
ABS: N

	qty.	inches	mm
A Flange Spindle Diameter	5.2	131.2	
B Spindle Bolt Circle Diameter	4.3	108.0	
C Brake Pilot Diameter	2.5	63.2	
D Wheel Pilot Diameter	2.5	63.2	
H Flange Offset	--	--	
E Hub Pilot Diameter	2.3	58.6	
F Hub Bolt Circle Diameter	--	--	
Spindle Bolt	5		
Hub Bolt	--		
Spline Teeth	--		

**FW9256**

Hyundai: Santa Fe 2007-09

*\* New Product for 2010 Hub and Wheel Bearing Catalog*



**Specifications**

Bearing Type: Generation 3  
ABS: N

	qty.	inches	mm
A Flange Spindle Diameter		5.5	139.3
B Spindle Bolt Circle Diameter		4.4	112.0
C Brake Pilot Diameter		2.7	69.0
D Wheel Pilot Diameter		2.6	67.0
H Flange Offset		1.6	40.0
E Hub Pilot Diameter		3.6	92.0
F Hub Bolt Circle Diameter		4.5	114.0
Spindle Bolt	5		
Hub Bolt	4		
Spline Teeth	30		

**FW9257**

Scion, Toyota: RAV4, xB 2006-09

*\* New Product for 2010 Hub and Wheel Bearing Catalog*



**Specifications**


Bearing Type: Generation 3  
ABS: N

	qty.	inches	mm
A Flange Spindle Diameter		5.5	139.0
B Spindle Bolt Circle Diameter		4.4	113.0
C Brake Pilot Diameter		2.4	62.0
D Wheel Pilot Diameter		2.4	62.0
H Flange Offset		1.4	36.0
E Hub Pilot Diameter		3.5	90.0
F Hub Bolt Circle Diameter		4.4	113.0
Spindle Bolt	5		
Hub Bolt	4		
Spline Teeth	26		

**FW9258**

Toyota: RAV4 2006-09

*\* New Product for 2010 Hub and Wheel Bearing Catalog*



**Specifications**

Bearing Type: Generation 3  
ABS: N

	qty.	inches	mm
A Flange Spindle Diameter		5.5	139.0
B Spindle Bolt Circle Diameter		4.4	113.0
C Brake Pilot Diameter		2.4	62.0
D Wheel Pilot Diameter		2.4	60.0
H Flange Offset		1.6	40.0
E Hub Pilot Diameter		3.5	90.0
F Hub Bolt Circle Diameter		4.4	113.0
Spindle Bolt	5		
Hub Bolt	4		
Spline Teeth	30		

**FW9259**

Sky, Solstice 2006-09



**Specifications**

Bearing Type: Generation 3  
ABS: Y

	qty.	inches	mm
A Flange Spindle Diameter		5.4	137.0
B Spindle Bolt Circle Diameter		4.3	110.0
C Brake Pilot Diameter		2.8	70.0
D Wheel Pilot Diameter		2.6	65.0
H Flange Offset		1.5	39.0
E Hub Pilot Diameter		3.5	90.0
F Hub Bolt Circle Diameter		4.5	115.0
Spindle Bolt	5		
Hub Bolt	3		
Spline Teeth	30		

**FW9260**

Pontiac: Solstice 2006-09



**Specifications**

Bearing Type: Generation 3  
ABS: N

	qty.	inches	mm
A Flange Spindle Diameter		5.4	137.0
B Spindle Bolt Circle Diameter		4.3	110.0
C Brake Pilot Diameter		2.8	70.0
D Wheel Pilot Diameter		2.6	65.0
H Flange Offset		1.5	39.0
E Hub Pilot Diameter		3.5	90.0
F Hub Bolt Circle Diameter		4.5	115.0
Spindle Bolt	5		
Hub Bolt	3		
Spline Teeth	30		

**FW9261**

Chrysler: Pacifica 2007-08

*\* New Product for 2010 Hub and Wheel Bearing Catalog*



**Specifications**

Bearing Type: Generation 3  
ABS: Y

	qty.	inches	mm
A Flange Spindle Diameter		6.6	167.5
B Spindle Bolt Circle Diameter		5.0	127.0
C Brake Pilot Diameter		3.2	82.0
D Wheel Pilot Diameter		2.8	71.2
H Flange Offset		1.1	28.0
E Hub Pilot Diameter		3.3	85.0
F Hub Bolt Circle Diameter		4.3	109.0
Spindle Bolt	5		
Hub Bolt	4		
Spline Teeth	32		

**FW9262**

Audi, Volkswagen 2005-09

*\* New Product for 2010 Hub and Wheel Bearing Catalog*



**Specifications**

Bearing Type: Generation 3  
ABS: Y

	qty.	inches	mm
A Flange Spindle Diameter		5.4	136.5
B Spindle Bolt Circle Diameter		4.4	112.0
C Brake Pilot Diameter		2.6	65.0
D Wheel Pilot Diameter		2.2	57.0
H Flange Offset		1.5	38.0
E Hub Pilot Diameter		3.3	85.0
F Hub Bolt Circle Diameter		4.2	107.0
Spindle Bolt	5		
Hub Bolt	4		
Spline Teeth	36		

**FW9263**

Avenger, Sebring 2007-09

*\* New Product for 2010 Hub and Wheel Bearing Catalog*



**Specifications**


Bearing Type: Generation 3  
ABS: Y

	qty.	inches	mm
A Flange Spindle Diameter		5.6	141.1
B Spindle Bolt Circle Diameter		4.5	114.0
C Brake Pilot Diameter		2.7	69.4
D Wheel Pilot Diameter		2.6	66.9
H Flange Offset		1.9	48.7
E Hub Pilot Diameter		2.2	54.9
F Hub Bolt Circle Diameter		4.3	109.8
Spindle Bolt	5		
Hub Bolt	4		
Spline Teeth	32		

**FW9264**

Avenger, Sebring 2007-09

*\* New Product for 2010 Hub and Wheel Bearing Catalog*



**Specifications**

Bearing Type: Generation 3  
ABS: N

	qty.	inches	mm
A Flange Spindle Diameter		5.6	141.4
B Spindle Bolt Circle Diameter		4.5	114.0
C Brake Pilot Diameter		2.8	70.2
D Wheel Pilot Diameter		2.6	67.0
H Flange Offset		1.9	48.2
E Hub Pilot Diameter		3.3	85.0
F Hub Bolt Circle Diameter		--	--
Spindle Bolt	5		
Hub Bolt	4		
Spline Teeth	32		

**FW9266**

Hyundai: Veracruz 2007-09

*\* New Product for 2010 Hub and Wheel Bearing Catalog*



**Specifications**

Bearing Type: Generation 3  
ABS: N

	qty.	inches	mm
A Flange Spindle Diameter		5.5	139.2
B Spindle Bolt Circle Diameter		4.5	115.0
C Brake Pilot Diameter		2.7	69.0
D Wheel Pilot Diameter		2.6	67.0
H Flange Offset		1.7	42.0
E Hub Pilot Diameter		3.6	92.0
F Hub Bolt Circle Diameter		4.5	115.0
Spindle Bolt	5		
Hub Bolt	4		
Spline Teeth	30		

**FW9267**

Acura, Honda: MDX, Pilot 2007-09

*\* New Product for 2010 Hub and Wheel Bearing Catalog*



**Specifications**

Bearing Type: Generation 3  
ABS: N

	qty.	inches	mm
A Flange Spindle Diameter		6.0	152.0
B Spindle Bolt Circle Diameter		4.7	119.0
C Brake Pilot Diameter		2.8	70.2
D Wheel Pilot Diameter		2.5	64.0
H Flange Offset		1.9	47.0
E Hub Pilot Diameter		3.5	88.7
F Hub Bolt Circle Diameter		4.9	125.0
Spindle Bolt	5		
Hub Bolt	4		
Spline Teeth	30		

**FW9268**

Infiniti, Nissan: 350Z, G35 2003-08

*\* New Product for 2010 Hub and Wheel Bearing Catalog*



**Specifications**

Bearing Type: Generation 3  
ABS: N

	qty.	inches	mm
A Flange Spindle Diameter		5.4	136.0
B Spindle Bolt Circle Diameter		4.4	113.0
C Brake Pilot Diameter		2.7	68.0
D Wheel Pilot Diameter		2.6	66.0
H Flange Offset		1.6	40.0
E Hub Pilot Diameter		3.3	84.0
F Hub Bolt Circle Diameter		4.2	107.0
Spindle Bolt	5		
Hub Bolt	4		
Spline Teeth	--		

BUYERS GUIDE - Gen. 2 & 3

**FWF108**

Dodge 2006-08

*\* New Product for 2010 Hub and Wheel Bearing Catalog*



**Specifications**


Bearing Type: Generation 3  
ABS: Y

	qty.	inches	mm
A Flange Spindle Diameter		8.1	205.0
B Spindle Bolt Circle Diameter		6.5	165.0
C Brake Pilot Diameter		4.8	122.0
D Wheel Pilot Diameter		4.8	121.0
H Flange Offset		2.2	54.9
E Hub Pilot Diameter		4.5	113.8
F Hub Bolt Circle Diameter		5.5	140.5
Spindle Bolt	8		
Hub Bolt	4		
Spline Teeth	33		

**FWF110**

Dodge: Journey 2009

*\* New Product for 2010 Hub and Wheel Bearing Catalog*



**Specifications**

Bearing Type: Generation 3  
ABS: Y

	qty.	inches	mm
A Flange Spindle Diameter		6.4	161.7
B Spindle Bolt Circle Diameter		5.0	127.0
C Brake Pilot Diameter		2.8	71.8
D Wheel Pilot Diameter		2.8	71.4
H Flange Offset		1.9	48.3
E Hub Pilot Diameter		3.3	84.9
F Hub Bolt Circle Diameter		4.3	110.2
Spindle Bolt	5		
Hub Bolt	4		
Spline Teeth	32		

**FWF112**

GM, Saturn 2007-09

*\* New Product for 2010 Hub and Wheel Bearing Catalog*



**Specifications**

Bearing Type: Generation 3  
ABS: Y

	qty.	inches	mm
A Flange Spindle Diameter		6.6	168.8
B Spindle Bolt Circle Diameter		5.2	132.0
C Brake Pilot Diameter		3.0	75.6
D Wheel Pilot Diameter		2.9	74.3
H Flange Offset		1.9	47.2
E Hub Pilot Diameter		3.7	95.0
F Hub Bolt Circle Diameter		4.8	120.8
Spindle Bolt	6		
Hub Bolt	3		
Spline Teeth	33		

**FWF583**

BMW: M3, M5, M6 2006-08

*\* New Product for 2010 Hub and Wheel Bearing Catalog*



**Specifications**

Bearing Type: Generation 3  
ABS: N

	qty.	inches	mm
A Flange Spindle Diameter		5.6	143.0
B Spindle Bolt Circle Diameter		4.7	120.0
C Brake Pilot Diameter		3.1	79.0
D Wheel Pilot Diameter		2.9	72.5
H Flange Offset		2.0	51.0
E Hub Pilot Diameter		2.3	59.5
F Hub Bolt Circle Diameter		4.2	106.0
Spindle Bolt	5		
Hub Bolt	4		
Spline Teeth	--		

**FWF1387**

BMW: M3 2002-06




**Specifications**

Bearing Type: Generation 2  
ABS: Y

	qty.	inches	mm
A Flange Spindle Diameter		5.5	139.0
B Spindle Bolt Circle Diameter		4.6	118.0
C Brake Pilot Diameter		3.1	79.0
D Wheel Pilot Diameter		2.9	72.5
H Flange Offset		--	--
E Hub Pilot Diameter		--	--
F Hub Bolt Circle Diameter		--	--
Spindle Bolt	5		
Hub Bolt	--		
Spline Teeth	--		

**RW800**

Saturn 1991-02



**Specifications**

Bearing Type: Generation 3  
ABS: N

	qty.	inches	mm
A Flange Spindle Diameter		5.4	138.0
B Spindle Bolt Circle Diameter		3.9	99.6
C Brake Pilot Diameter		2.3	57.4
D Wheel Pilot Diameter		2.2	57.0
H Flange Offset		2.6	65.2
E Hub Pilot Diameter		2.4	61.0
F Hub Bolt Circle Diameter		1.8	44.5
Spindle Bolt	4		
Hub Bolt	4		
Spline Teeth	--		

**RW801**

GM 1991-05



**Specifications**

Bearing Type: Generation 3  
ABS: Y

	qty.	inches	mm
A Flange Spindle Diameter		5.4	137.7
B Spindle Bolt Circle Diameter		3.9	99.6
C Brake Pilot Diameter		2.3	57.4
D Wheel Pilot Diameter		2.2	57.0
H Flange Offset		2.6	65.2
E Hub Pilot Diameter		2.4	61.0
F Hub Bolt Circle Diameter		1.8	44.5
Spindle Bolt	5		
Hub Bolt	4		
Spline Teeth	--		

**RW802**

Saturn 1991-02



**Specifications**

Bearing Type: Generation 3  
ABS: Y

	qty.	inches	mm
A Flange Spindle Diameter		5.4	138.0
B Spindle Bolt Circle Diameter		3.9	99.6
C Brake Pilot Diameter		2.3	57.4
D Wheel Pilot Diameter		2.2	57.0
H Flange Offset		2.6	65.2
E Hub Pilot Diameter		2.4	61.0
F Hub Bolt Circle Diameter		1.8	44.5
Spindle Bolt	4		
Hub Bolt	4		
Spline Teeth	--		

BUYERS GUIDE - Gen. 2 & 3

**RW803**

GM 1991-05



**Specifications**

Bearing Type: Generation 3  
ABS: Y

	qty.	inches	mm
A Flange Spindle Diameter		5.9	150.4
B Spindle Bolt Circle Diameter		4.5	115.0
C Brake Pilot Diameter		2.8	70.6
D Wheel Pilot Diameter		2.8	70.1
H Flange Offset		2.6	65.2
E Hub Pilot Diameter		2.8	71.8
F Hub Bolt Circle Diameter		3.9	99.6
Spindle Bolt	5		
Hub Bolt	4		
Spline Teeth	--		

**RW804**

GM 1992-96



**Specifications**

Bearing Type: Generation 3  
ABS: Y

	qty.	inches	mm
A Flange Spindle Diameter		5.9	150.0
B Spindle Bolt Circle Diameter		4.5	115.0
C Brake Pilot Diameter		2.8	70.6
D Wheel Pilot Diameter		2.8	70.1
H Flange Offset		2.6	65.2
E Hub Pilot Diameter		2.8	71.8
F Hub Bolt Circle Diameter		3.9	99.6
Spindle Bolt	5		
Hub Bolt	4		
Spline Teeth	--		

**RW806**

Cadillac 1993-02



**Specifications**

Bearing Type: Generation 3  
ABS: Y

	qty.	inches	mm
A Flange Spindle Diameter		5.9	149.9
B Spindle Bolt Circle Diameter		4.5	115.0
C Brake Pilot Diameter		2.8	70.6
D Wheel Pilot Diameter		2.8	70.1
H Flange Offset		2.6	64.8
E Hub Pilot Diameter		2.8	71.6
F Hub Bolt Circle Diameter		3.9	99.6
Spindle Bolt	5		
Hub Bolt	4		
Spline Teeth	--		

**RW808**

Acura: Legend 1991-95



**Specifications**

Bearing Type: Generation 2  
ABS: Y

	qty.	inches	mm
A Flange Spindle Diameter		5.7	146.0
B Spindle Bolt Circle Diameter		4.5	114.1
C Brake Pilot Diameter		2.5	64.1
D Wheel Pilot Diameter		2.8	70.0
H Flange Offset		--	--
E Hub Pilot Diameter		--	--
F Hub Bolt Circle Diameter		--	--
Spindle Bolt	5		
Hub Bolt	--		
Spline Teeth	--		



**RW809**

Avalon, Camry, ES300, RX300 1987-03



**Specifications**

Bearing Type: Generation 2  
ABS: N

	qty.	inches	mm
A Flange Spindle Diameter	--	--	--
B Spindle Bolt Circle Diameter	--	--	--
C Brake Pilot Diameter	--	--	--
D Wheel Pilot Diameter	--	--	--
H Flange Offset	--	--	--
E Hub Pilot Diameter	2.8	70.0	
F Hub Bolt Circle Diameter	3.9	100.0	
Spindle Bolt	--		
Hub Bolt	4		
Spline Teeth	--		

**RW810**

Eagle, Mitsubishi, Mopar 1990-96



**Specifications**

Bearing Type: Generation 2  
ABS: N

	qty.	inches	mm
A Flange Spindle Diameter	5.5	140.1	
B Spindle Bolt Circle Diameter	4.5	114.3	
C Brake Pilot Diameter	3.6	90.2	
D Wheel Pilot Diameter	2.6	67.0	
H Flange Offset	--	--	
E Hub Pilot Diameter	2.8	72.0	
F Hub Bolt Circle Diameter	--	--	
Spindle Bolt	5		
Hub Bolt	--		
Spline Teeth	--		

**RW811**

Eagle, Mitsubishi, Mopar 1990-96



**Specifications**

Bearing Type: Generation 2  
ABS: N

	qty.	inches	mm
A Flange Spindle Diameter	5.5	140.2	
B Spindle Bolt Circle Diameter	4.4	112.0	
C Brake Pilot Diameter	3.5	90.0	
D Wheel Pilot Diameter	2.6	67.0	
H Flange Offset	--	--	
E Hub Pilot Diameter	2.8	71.6	
F Hub Bolt Circle Diameter	--	--	
Spindle Bolt	5		
Hub Bolt	--		
Spline Teeth	--		

**RW812**

Beetle, Golf, Jetta, TT 1998-08



**Specifications**

Bearing Type: Generation 2  
ABS: Y

	qty.	inches	mm
A Flange Spindle Diameter	4.7	120.0	
B Spindle Bolt Circle Diameter	3.7	94.5	
C Brake Pilot Diameter	2.0	51.9	
D Wheel Pilot Diameter	2.2	56.9	
H Flange Offset	--	--	
E Hub Pilot Diameter	--	--	
F Hub Bolt Circle Diameter	--	--	
Spindle Bolt	5		
Hub Bolt	--		
Spline Teeth	--		

**RW813**

Dodge, Plymouth: Neon 1998-99



**Specifications**

Bearing Type: Generation 2  
ABS: Y

	qty.	inches	mm
A Flange Spindle Diameter	5.3	135.3	
B Spindle Bolt Circle Diameter	3.9	100.1	
C Brake Pilot Diameter	2.3	57.4	
D Wheel Pilot Diameter	2.2	56.8	
H Flange Offset	--	--	
E Hub Pilot Diameter	--	--	
F Hub Bolt Circle Diameter	--	--	
Spindle Bolt	5		
Hub Bolt	--		
Spline Teeth	--		

**RW816**

Altima, Axxess, Stanza 1990-01



**Specifications**

Bearing Type: Generation 2  
ABS: N

	qty.	inches	mm
A Flange Spindle Diameter	5.8	148.0	
B Spindle Bolt Circle Diameter	4.5	114.3	
C Brake Pilot Diameter	2.7	68.0	
D Wheel Pilot Diameter	2.6	65.9	
H Flange Offset	--	--	
E Hub Pilot Diameter	2.8	72.0	
F Hub Bolt Circle Diameter	--	--	
Spindle Bolt	4		
Hub Bolt	--		
Spline Teeth	--		

**RW818**

Corolla, Prizm 1993-02



**Specifications**

Bearing Type: Generation 3  
ABS: N

	qty.	inches	mm
A Flange Spindle Diameter	5.5	140.0	
B Spindle Bolt Circle Diameter	3.9	99.3	
C Brake Pilot Diameter	2.2	55.1	
D Wheel Pilot Diameter	2.1	54.0	
H Flange Offset	2.9	74.7	
E Hub Pilot Diameter	--	--	
F Hub Bolt Circle Diameter	3.9	99.3	
Spindle Bolt	4		
Hub Bolt	4		
Spline Teeth	--		

**RW819**

Geo, Toyota: Corolla, Prizm 1993-95



**Specifications**

Bearing Type: Generation 3  
ABS: Y

	qty.	inches	mm
A Flange Spindle Diameter	5.5	140.0	
B Spindle Bolt Circle Diameter	3.9	99.3	
C Brake Pilot Diameter	2.2	55.1	
D Wheel Pilot Diameter	2.1	54.0	
H Flange Offset	2.9	74.7	
E Hub Pilot Diameter	--	--	
F Hub Bolt Circle Diameter	3.8	97.0	
Spindle Bolt	4		
Hub Bolt	4		
Spline Teeth	--		

**RW820**

Honda: Accord 1994-97



**Specifications**

Bearing Type: Generation 2  
ABS: Y

	qty.	inches	mm
A Flange Spindle Diameter		6.0	151.9
B Spindle Bolt Circle Diameter		4.5	114.2
C Brake Pilot Diameter		2.2	57.0
D Wheel Pilot Diameter		2.5	64.0
H Flange Offset		--	--
E Hub Pilot Diameter		--	--
F Hub Bolt Circle Diameter		--	--
Spindle Bolt	4		
Hub Bolt	--		
Spline Teeth	--		

**RW821**

Dodge, Plymouth: Neon 1995



**Specifications**

Bearing Type: Generation 2  
ABS: Y

	qty.	inches	mm
A Flange Spindle Diameter		5.3	135.3
B Spindle Bolt Circle Diameter		3.9	100.1
C Brake Pilot Diameter		2.3	57.4
D Wheel Pilot Diameter		2.2	56.8
H Flange Offset		--	--
E Hub Pilot Diameter		--	--
F Hub Bolt Circle Diameter		--	--
Spindle Bolt	4		
Hub Bolt	--		
Spline Teeth	--		

**RW822**

Honda: Prelude 1992-96



**Specifications**

Bearing Type: Generation 2  
ABS: Y

	qty.	inches	mm
A Flange Spindle Diameter		5.5	139.0
B Spindle Bolt Circle Diameter		4.5	114.2
C Brake Pilot Diameter		2.5	64.0
D Wheel Pilot Diameter		2.5	64.0
H Flange Offset		--	--
E Hub Pilot Diameter		--	--
F Hub Bolt Circle Diameter		--	--
Spindle Bolt	4		
Hub Bolt	--		
Spline Teeth	--		

**RW823**

Dodge, Plymouth: Neon 1995-97



**Specifications**

Bearing Type: Generation 2  
ABS: Y

	qty.	inches	mm
A Flange Spindle Diameter		5.3	135.3
B Spindle Bolt Circle Diameter		3.9	100.1
C Brake Pilot Diameter		2.3	57.4
D Wheel Pilot Diameter		2.2	56.8
H Flange Offset		--	--
E Hub Pilot Diameter		--	--
F Hub Bolt Circle Diameter		--	--
Spindle Bolt	5		
Hub Bolt	--		
Spline Teeth	--		

**RW824**

Contour, Cougar, Mystique 1995-02



**Specifications**

Bearing Type: Generation 2  
ABS: Y

	qty.	inches	mm
A Flange Spindle Diameter		5.3	134.9
B Spindle Bolt Circle Diameter		4.2	106.9
C Brake Pilot Diameter		3.3	83.3
D Wheel Pilot Diameter		3.3	83.3
H Flange Offset		2.0	51.6
E Hub Pilot Diameter		3.3	83.1
F Hub Bolt Circle Diameter		--	--
Spindle Bolt	4		
Hub Bolt	--		
Spline Teeth	--		

**RW825**

Nissan: 200SX, Sentra 1991-99




**Specifications**

Bearing Type: Generation 2  
ABS: N

	qty.	inches	mm
A Flange Spindle Diameter		5.3	133.9
B Spindle Bolt Circle Diameter		3.9	100.1
C Brake Pilot Diameter		2.1	52.1
D Wheel Pilot Diameter		2.1	52.1
H Flange Offset		--	--
E Hub Pilot Diameter		2.5	62.3
F Hub Bolt Circle Diameter		--	--
Spindle Bolt	4		
Hub Bolt	--		
Spline Teeth	--		

**RW826**

Hyundai: Sonata 1992-98



**Specifications**

Bearing Type: Generation 2  
ABS: Y

	qty.	inches	mm
A Flange Spindle Diameter		5.5	138.9
B Spindle Bolt Circle Diameter		4.5	114.3
C Brake Pilot Diameter		3.0	75.9
D Wheel Pilot Diameter		2.6	67.1
H Flange Offset		2.3	59.2
E Hub Pilot Diameter		--	--
F Hub Bolt Circle Diameter		--	--
Spindle Bolt	4		
Hub Bolt	--		
Spline Teeth	--		

**RW827**

Hyundai: Accent 1995-96



**Specifications**

Bearing Type: Generation 2  
ABS: Y

	qty.	inches	mm
A Flange Spindle Diameter		5.5	138.9
B Spindle Bolt Circle Diameter		4.5	114.3
C Brake Pilot Diameter		3.5	89.9
D Wheel Pilot Diameter		2.6	67.1
H Flange Offset		2.0	50.5
E Hub Pilot Diameter		2.8	70.1
F Hub Bolt Circle Diameter		--	--
Spindle Bolt	4		
Hub Bolt	--		
Spline Teeth	--		

**RW829**

Chrysler, Dodge, Eagle 1993-04



**Specifications**

Bearing Type: Generation 2  
ABS: Y

	qty.	inches	mm
A Flange Spindle Diameter		5.5	140.0
B Spindle Bolt Circle Diameter		4.4	111.8
C Brake Pilot Diameter		2.9	73.4
D Wheel Pilot Diameter		2.8	72.0
H Flange Offset		--	--
E Hub Pilot Diameter		--	--
F Hub Bolt Circle Diameter		--	--
Spindle Bolt	5		
Hub Bolt	--		
Spline Teeth	--		

**RW830**

Intrepid, Vision 1993-97



**Specifications**

Bearing Type: Generation 2  
ABS: N

	qty.	inches	mm
A Flange Spindle Diameter		5.5	140.0
B Spindle Bolt Circle Diameter		4.4	111.8
C Brake Pilot Diameter		2.9	73.4
D Wheel Pilot Diameter		2.8	72.0
H Flange Offset		--	--
E Hub Pilot Diameter		3.0	76.0
F Hub Bolt Circle Diameter		--	--
Spindle Bolt	5		
Hub Bolt	--		
Spline Teeth	--		

**RW831**

Acura: Vigor 1992-94



**Specifications**

Bearing Type: Generation 2  
ABS: Y

	qty.	inches	mm
A Flange Spindle Diameter		6.0	152.0
B Spindle Bolt Circle Diameter		4.5	114.3
C Brake Pilot Diameter		2.5	64.0
D Wheel Pilot Diameter		2.5	64.0
H Flange Offset		--	--
E Hub Pilot Diameter		--	--
F Hub Bolt Circle Diameter		--	--
Spindle Bolt	4		
Hub Bolt	--		
Spline Teeth	--		

**RW832**

Honda: Accord 1991-93



**Specifications**

Bearing Type: Generation 2  
ABS: Y

	qty.	inches	mm
A Flange Spindle Diameter		6.0	152.0
B Spindle Bolt Circle Diameter		4.5	114.3
C Brake Pilot Diameter		2.5	64.1
D Wheel Pilot Diameter		2.5	64.1
H Flange Offset		--	--
E Hub Pilot Diameter		--	--
F Hub Bolt Circle Diameter		--	--
Spindle Bolt	4		
Hub Bolt	--		
Spline Teeth	--		

**RW833**

Colt, Mirage, Summit 1993-96



**Specifications**

Bearing Type: Generation 2  
ABS: N

	qty.	inches	mm
A Flange Spindle Diameter		4.9	125.5
B Spindle Bolt Circle Diameter		3.9	99.9
C Brake Pilot Diameter		2.5	64.0
D Wheel Pilot Diameter		2.2	56.0
H Flange Offset		--	--
E Hub Pilot Diameter		2.5	62.3
F Hub Bolt Circle Diameter		--	--
Spindle Bolt	4		
Hub Bolt	--		
Spline Teeth	--		

**RW834**

Acura, Honda 1992-01



**Specifications**

Bearing Type: Generation 2  
ABS: N

	qty.	inches	mm
A Flange Spindle Diameter		5.4	136.1
B Spindle Bolt Circle Diameter		3.9	100.0
C Brake Pilot Diameter		2.4	61.0
D Wheel Pilot Diameter		2.2	56.0
H Flange Offset		--	--
E Hub Pilot Diameter		2.6	66.0
F Hub Bolt Circle Diameter		--	--
Spindle Bolt	4		
Hub Bolt	--		
Spline Teeth	--		

**RW836**

Subaru: Impreza, Legacy 1990-96



**Specifications**

Bearing Type: Generation 2  
ABS: N

	qty.	inches	mm
A Flange Spindle Diameter		4.5	114.0
B Spindle Bolt Circle Diameter		3.9	100.1
C Brake Pilot Diameter		2.3	58.0
D Wheel Pilot Diameter		2.2	56.0
H Flange Offset		--	--
E Hub Pilot Diameter		2.5	63.2
F Hub Bolt Circle Diameter		--	--
Spindle Bolt	5		
Hub Bolt	--		
Spline Teeth	--		

**RW837**

Mirage, Summit 1991-92



**Specifications**

Bearing Type: Generation 2  
ABS: N

	qty.	inches	mm
A Flange Spindle Diameter		5.5	140.7
B Spindle Bolt Circle Diameter		4.5	114.3
C Brake Pilot Diameter		3.5	90.0
D Wheel Pilot Diameter		2.6	67.0
H Flange Offset		--	--
E Hub Pilot Diameter		2.6	66.4
F Hub Bolt Circle Diameter		--	--
Spindle Bolt	4		
Hub Bolt	--		
Spline Teeth	--		

**RW838**

Toyota: RAV4 1996-00



**Specifications**

Bearing Type: Generation 2  
ABS: N

	qty.	inches	mm
A Flange Spindle Diameter	--	--	--
B Spindle Bolt Circle Diameter	--	--	--
C Brake Pilot Diameter	--	--	--
D Wheel Pilot Diameter	1.5	38.0	
H Flange Offset	--	--	
E Hub Pilot Diameter	3.0	76.1	
F Hub Bolt Circle Diameter	4.2	105.9	
Spindle Bolt	--		
Hub Bolt	4		
Spline Teeth	--		

**RW839**

3000GT, Stealth 1991-99



**Specifications**

Bearing Type: Generation 2  
ABS: N

	qty.	inches	mm
A Flange Spindle Diameter	5.5	140.0	
B Spindle Bolt Circle Diameter	4.5	114.0	
C Brake Pilot Diameter	3.5	90.0	
D Wheel Pilot Diameter	2.6	67.0	
H Flange Offset	--	--	
E Hub Pilot Diameter	3.0	77.0	
F Hub Bolt Circle Diameter	--	--	
Spindle Bolt	5		
Hub Bolt	--		
Spline Teeth	--		

**RW840**

Colt, Expo, Summit 1992-96




**Specifications**

Bearing Type: Generation 2  
ABS: Y

	qty.	inches	mm
A Flange Spindle Diameter	5.5	140.0	
B Spindle Bolt Circle Diameter	4.5	114.5	
C Brake Pilot Diameter	3.5	89.8	
D Wheel Pilot Diameter	2.6	67.0	
H Flange Offset	--	--	
E Hub Pilot Diameter	2.6	66.5	
F Hub Bolt Circle Diameter	--	--	
Spindle Bolt	4		
Hub Bolt	--		
Spline Teeth	--		

**RW841**

Toyota: Sienna 1998-03



**Specifications**

Bearing Type: Generation 3  
ABS: Y

	qty.	inches	mm
A Flange Spindle Diameter	6.0	152.0	
B Spindle Bolt Circle Diameter	4.5	114.3	
C Brake Pilot Diameter	2.4	62.0	
D Wheel Pilot Diameter	2.4	60.0	
H Flange Offset	1.7	42.0	
E Hub Pilot Diameter	3.3	83.9	
F Hub Bolt Circle Diameter	4.2	106.0	
Spindle Bolt	5		
Hub Bolt	4		
Spline Teeth	--		

**RW878**

GM 1992-05



**Specifications**

Bearing Type: Generation 3  
ABS: Y

	qty.	inches	mm
A Flange Spindle Diameter		5.9	150.5
B Spindle Bolt Circle Diameter		4.5	115.0
C Brake Pilot Diameter		2.8	70.6
D Wheel Pilot Diameter		2.8	70.6
H Flange Offset		2.6	65.0
E Hub Pilot Diameter		2.6	66.5
F Hub Bolt Circle Diameter		4.0	100.6
Spindle Bolt	5		
Hub Bolt	4		
Spline Teeth	--		

**RW903**

6000, Celebrity, Century 1982-89



**Specifications**

Bearing Type: Generation 3  
ABS: N

	qty.	inches	mm
A Flange Spindle Diameter		5.4	138.0
B Spindle Bolt Circle Diameter		3.9	100.0
C Brake Pilot Diameter		2.3	57.5
D Wheel Pilot Diameter		2.2	57.0
H Flange Offset		2.6	64.8
E Hub Pilot Diameter		2.8	71.8
F Hub Bolt Circle Diameter		4.0	100.6
Spindle Bolt	5		
Hub Bolt	4		
Spline Teeth	--		

**RW909**

GM 1979-85



**Specifications**

Bearing Type: Generation 3  
ABS: N

	qty.	inches	mm
A Flange Spindle Diameter		5.8	146.8
B Spindle Bolt Circle Diameter		4.8	120.7
C Brake Pilot Diameter		2.8	70.6
D Wheel Pilot Diameter		2.8	70.1
H Flange Offset		2.7	69.1
E Hub Pilot Diameter		2.8	71.9
F Hub Bolt Circle Diameter		--	--
Spindle Bolt	5		
Hub Bolt	4		
Spline Teeth	--		

**RW910**

Riviera, Tornado 1979-85



**Specifications**

Bearing Type: Generation 3  
ABS: N

	qty.	inches	mm
A Flange Spindle Diameter		5.8	146.6
B Spindle Bolt Circle Diameter		4.8	120.7
C Brake Pilot Diameter		2.8	70.6
D Wheel Pilot Diameter		2.8	71.1
H Flange Offset		2.7	69.0
E Hub Pilot Diameter		2.8	71.8
F Hub Bolt Circle Diameter		--	--
Spindle Bolt	5		
Hub Bolt	4		
Spline Teeth	--		



**RW912**

GM 1980-05



**Specifications**

Bearing Type: Generation 3  
ABS: N

	qty.	inches	mm
A Flange Spindle Diameter		5.4	138.0
B Spindle Bolt Circle Diameter		3.9	100.0
C Brake Pilot Diameter		2.3	57.4
D Wheel Pilot Diameter		2.2	57.0
H Flange Offset		2.6	64.8
E Hub Pilot Diameter		2.4	60.9
F Hub Bolt Circle Diameter		3.5	88.8
Spindle Bolt	5		
Hub Bolt	4		
Spline Teeth	--		

**RW920**

Chevrolet: Corvette 1984-96



**Specifications**

Bearing Type: Generation 3  
ABS: N

	qty.	inches	mm
A Flange Spindle Diameter		5.7	144.5
B Spindle Bolt Circle Diameter		4.8	120.7
C Brake Pilot Diameter		2.8	70.6
D Wheel Pilot Diameter		2.8	70.1
H Flange Offset		1.9	47.0
E Hub Pilot Diameter		3.6	91.9
F Hub Bolt Circle Diameter		4.8	120.7
Spindle Bolt	5		
Hub Bolt	3		
Spline Teeth	27		

**RW930**

Ford, Mazda, Mercury 1989-03



**Specifications**

Bearing Type: Generation 2  
ABS: N

	qty.	inches	mm
A Flange Spindle Diameter		4.8	121.6
B Spindle Bolt Circle Diameter		3.9	100.0
C Brake Pilot Diameter		2.2	55.0
D Wheel Pilot Diameter		2.1	54.0
H Flange Offset		--	--
E Hub Pilot Diameter		2.6	65.0
F Hub Bolt Circle Diameter		--	--
Spindle Bolt	4		
Hub Bolt	--		
Spline Teeth	--		

**RW933**

Accord, Civic, Integra 1986-93



**Specifications**

Bearing Type: Generation 2  
ABS: N

	qty.	inches	mm
A Flange Spindle Diameter		5.4	136.0
B Spindle Bolt Circle Diameter		3.9	99.6
C Brake Pilot Diameter		2.4	61.0
D Wheel Pilot Diameter		2.2	56.0
H Flange Offset		--	--
E Hub Pilot Diameter		2.5	63.0
F Hub Bolt Circle Diameter		--	--
Spindle Bolt	4		
Hub Bolt	--		
Spline Teeth	--		

**RW935**

Acura, Honda 1985-00



**Specifications**

Bearing Type: Generation 2  
ABS: N

	qty.	inches	mm
A Flange Spindle Diameter		5.3	134.1
B Spindle Bolt Circle Diameter		3.9	99.9
C Brake Pilot Diameter		2.4	61.0
D Wheel Pilot Diameter		2.2	55.9
H Flange Offset		--	--
E Hub Pilot Diameter		2.5	63.0
F Hub Bolt Circle Diameter		--	--
Spindle Bolt	4		
Hub Bolt	--		
Spline Teeth	--		

**RW939**

Pontiac: 6000 1986-88



**Specifications**

Bearing Type: Generation 3  
ABS: Y

	qty.	inches	mm
A Flange Spindle Diameter		6.0	151.4
B Spindle Bolt Circle Diameter		4.5	115.0
C Brake Pilot Diameter		2.8	70.6
D Wheel Pilot Diameter		2.8	70.1
H Flange Offset		2.6	65.1
E Hub Pilot Diameter		2.8	71.8
F Hub Bolt Circle Diameter		4.0	100.6
Spindle Bolt	5		
Hub Bolt	4		
Spline Teeth	--		

**RW941**

GM 1987-90



**Specifications**

Bearing Type: Generation 3  
ABS: Y

	qty.	inches	mm
A Flange Spindle Diameter		5.9	150.0
B Spindle Bolt Circle Diameter		4.5	115.0
C Brake Pilot Diameter		2.8	70.6
D Wheel Pilot Diameter		2.8	70.1
H Flange Offset		2.6	65.1
E Hub Pilot Diameter		--	--
F Hub Bolt Circle Diameter		4.0	100.6
Spindle Bolt	5		
Hub Bolt	4		
Spline Teeth	--		

**RW942**

Buick, Oldsmobile, Pontiac 1988-91



**Specifications**

Bearing Type: Generation 3  
ABS: Y

	qty.	inches	mm
A Flange Spindle Diameter		5.9	150.0
B Spindle Bolt Circle Diameter		4.5	115.0
C Brake Pilot Diameter		2.8	70.6
D Wheel Pilot Diameter		2.8	70.1
H Flange Offset		2.6	65.1
E Hub Pilot Diameter		2.8	71.8
F Hub Bolt Circle Diameter		4.0	100.6
Spindle Bolt	5		
Hub Bolt	4		
Spline Teeth	--		

**RW948**

Acura: Legend 1987-90



**Specifications**

Bearing Type: Generation 2  
ABS: Y

	qty.	inches	mm
A Flange Spindle Diameter		5.5	138.8
B Spindle Bolt Circle Diameter		4.5	114.3
C Brake Pilot Diameter		2.5	64.0
D Wheel Pilot Diameter		2.5	64.0
H Flange Offset		--	--
E Hub Pilot Diameter		--	--
F Hub Bolt Circle Diameter		--	--
Spindle Bolt	4		
Hub Bolt	--		
Spline Teeth	--		

**RW950**

Acura: Integra 1986-89



**Specifications**

Bearing Type: Generation 2  
ABS: N

	qty.	inches	mm
A Flange Spindle Diameter		5.3	133.7
B Spindle Bolt Circle Diameter		3.9	100.0
C Brake Pilot Diameter		2.4	61.0
D Wheel Pilot Diameter		2.2	56.0
H Flange Offset		--	--
E Hub Pilot Diameter		2.5	62.6
F Hub Bolt Circle Diameter		--	--
Spindle Bolt	4		
Hub Bolt	--		
Spline Teeth	--		

**RW962**

GM 1991-99



**Specifications**

Bearing Type: Generation 3  
ABS: Y

	qty.	inches	mm
A Flange Spindle Diameter		5.7	144.5
B Spindle Bolt Circle Diameter		4.8	120.7
C Brake Pilot Diameter		2.8	70.6
D Wheel Pilot Diameter		2.8	70.1
H Flange Offset		2.9	74.4
E Hub Pilot Diameter		3.2	81.5
F Hub Bolt Circle Diameter		4.8	120.7
Spindle Bolt	5		
Hub Bolt	3		
Spline Teeth	27		

**RW979**

Honda: Accord 1990-91



**Specifications**

Bearing Type: Generation 2  
ABS: N

	qty.	inches	mm
A Flange Spindle Diameter		6.0	152.0
B Spindle Bolt Circle Diameter		4.5	114.4
C Brake Pilot Diameter		2.5	64.1
D Wheel Pilot Diameter		2.3	58.1
H Flange Offset		--	--
E Hub Pilot Diameter		2.6	66.0
F Hub Bolt Circle Diameter		--	--
Spindle Bolt	4		
Hub Bolt	--		
Spline Teeth	--		

**RW980**

Honda: Accord 1990-97



**Specifications**

Bearing Type: Generation 2  
ABS: N

	qty.	inches	mm
A Flange Spindle Diameter		6.0	152.0
B Spindle Bolt Circle Diameter		4.5	114.4
C Brake Pilot Diameter		2.5	64.1
D Wheel Pilot Diameter		2.3	58.1
H Flange Offset		--	--
E Hub Pilot Diameter		2.6	66.0
F Hub Bolt Circle Diameter		--	--
Spindle Bolt	4		
Hub Bolt	--		
Spline Teeth	--		

**RW981**

Honda: Accord 1990-93



**Specifications**

Bearing Type: Generation 2  
ABS: Y

	qty.	inches	mm
A Flange Spindle Diameter		6.0	152.0
B Spindle Bolt Circle Diameter		4.5	114.2
C Brake Pilot Diameter		2.5	64.0
D Wheel Pilot Diameter		2.5	64.0
H Flange Offset		--	--
E Hub Pilot Diameter		--	--
F Hub Bolt Circle Diameter		--	--
Spindle Bolt	4		
Hub Bolt	--		
Spline Teeth	--		

**RW8105**

Continental, Sable, Taurus 1990-92



**Specifications**

Bearing Type: Generation 2  
ABS: Y

	qty.	inches	mm
A Flange Spindle Diameter		5.5	139.1
B Spindle Bolt Circle Diameter		4.3	108.0
C Brake Pilot Diameter		2.5	64.4
D Wheel Pilot Diameter		2.5	63.3
H Flange Offset		--	--
E Hub Pilot Diameter		--	--
F Hub Bolt Circle Diameter		--	--
Spindle Bolt	5		
Hub Bolt	--		
Spline Teeth	--		

**RW8106**

Sable, Taurus 1990-00





**Specifications**

Bearing Type: Generation 2  
ABS: N

	qty.	inches	mm
A Flange Spindle Diameter		5.5	139.0
B Spindle Bolt Circle Diameter		4.2	107.9
C Brake Pilot Diameter		2.5	64.4
D Wheel Pilot Diameter		2.5	63.3
H Flange Offset		--	--
E Hub Pilot Diameter		2.9	74.0
F Hub Bolt Circle Diameter		--	--
Spindle Bolt	5		
Hub Bolt	--		
Spline Teeth	--		

**RW8107**

Continental, Sable, Taurus 1993-07




**Specifications**

Bearing Type: Generation 2  
ABS: Y

	qty.	inches	mm
A Flange Spindle Diameter	5.5	139.0	
B Spindle Bolt Circle Diameter	4.3	108.0	
C Brake Pilot Diameter	2.5	64.4	
D Wheel Pilot Diameter	2.5	63.0	
H Flange Offset	--	--	
E Hub Pilot Diameter	--	--	
F Hub Bolt Circle Diameter	--	--	
Spindle Bolt	5		
Hub Bolt	--		
Spline Teeth	--		

**RW8118**

Ford, Mazda 1993-00



**Specifications**

Bearing Type: Generation 2  
ABS: Y

	qty.	inches	mm
A Flange Spindle Diameter	5.5	139.5	
B Spindle Bolt Circle Diameter	4.5	114.3	
C Brake Pilot Diameter	2.8	72.0	
D Wheel Pilot Diameter	2.4	60.0	
H Flange Offset	--	--	
E Hub Pilot Diameter	--	--	
F Hub Bolt Circle Diameter	--	--	
Spindle Bolt	5		
Hub Bolt	--		
Spline Teeth	--		

**RW8119**

626, MX-6, Probe 1993-02



**Specifications**

Bearing Type: Generation 2  
ABS: N

	qty.	inches	mm
A Flange Spindle Diameter	5.5	140.0	
B Spindle Bolt Circle Diameter	4.5	114.3	
C Brake Pilot Diameter	2.8	72.0	
D Wheel Pilot Diameter	2.6	67.0	
H Flange Offset	--	--	
E Hub Pilot Diameter	2.8	71.0	
F Hub Bolt Circle Diameter	--	--	
Spindle Bolt	5		
Hub Bolt	--		
Spline Teeth	--		

**RW8120**

Acura: TL 1995-98



**Specifications**

Bearing Type: Generation 2  
ABS: Y

	qty.	inches	mm
A Flange Spindle Diameter	6.0	151.8	
B Spindle Bolt Circle Diameter	4.5	114.4	
C Brake Pilot Diameter	2.5	64.0	
D Wheel Pilot Diameter	2.5	64.0	
H Flange Offset	--	--	
E Hub Pilot Diameter	--	--	
F Hub Bolt Circle Diameter	--	--	
Spindle Bolt	4		
Hub Bolt	--		
Spline Teeth	--		

**RW8121**

Acura: TL 1996-98



**Specifications**

Bearing Type: Generation 2  
ABS: Y

	qty.	inches	mm
A Flange Spindle Diameter		6.0	151.8
B Spindle Bolt Circle Diameter		4.5	114.3
C Brake Pilot Diameter		2.5	64.1
D Wheel Pilot Diameter		2.5	64.0
H Flange Offset		--	--
E Hub Pilot Diameter		--	--
F Hub Bolt Circle Diameter		--	--
Spindle Bolt	5		
Hub Bolt	--		
Spline Teeth	--		

**RW8122**

Honda: Accord 1991-97




**Specifications**

Bearing Type: Generation 2  
ABS: N

	qty.	inches	mm
A Flange Spindle Diameter		6.0	152.0
B Spindle Bolt Circle Diameter		4.5	114.4
C Brake Pilot Diameter		2.5	64.1
D Wheel Pilot Diameter		2.5	64.0
H Flange Offset		--	--
E Hub Pilot Diameter		2.6	66.0
F Hub Bolt Circle Diameter		--	--
Spindle Bolt	4		
Hub Bolt	--		
Spline Teeth	--		

**RW8123**

Oasis, Odyssey, RL 1996-04



**Specifications**

Bearing Type: Generation 2  
ABS: Y

	qty.	inches	mm
A Flange Spindle Diameter		5.8	146.1
B Spindle Bolt Circle Diameter		4.2	107.7
C Brake Pilot Diameter		2.8	70.1
D Wheel Pilot Diameter		2.5	63.5
H Flange Offset		--	--
E Hub Pilot Diameter		--	--
F Hub Bolt Circle Diameter		--	--
Spindle Bolt	5		
Hub Bolt	--		
Spline Teeth	--		

**RW8124**

Oasis, Odyssey 1995-97



**Specifications**

Bearing Type: Generation 2  
ABS: Y

	qty.	inches	mm
A Flange Spindle Diameter		5.8	146.1
B Spindle Bolt Circle Diameter		4.3	108.7
C Brake Pilot Diameter		2.8	70.1
D Wheel Pilot Diameter		2.5	64.0
H Flange Offset		--	--
E Hub Pilot Diameter		--	--
F Hub Bolt Circle Diameter		--	--
Spindle Bolt	5		
Hub Bolt	--		
Spline Teeth	--		

**RW8125**

Chrysler, Dodge, Plymouth 1991-95



**Specifications**

Bearing Type: Generation 3  
ABS: N

	qty.	inches	mm
A Flange Spindle Diameter	5.5	138.6	
B Spindle Bolt Circle Diameter	4.3	109.0	
C Brake Pilot Diameter	2.8	71.4	
D Wheel Pilot Diameter	2.8	70.4	
H Flange Offset	2.3	59.4	
E Hub Pilot Diameter	3.4	86.0	
F Hub Bolt Circle Diameter	4.3	108.0	
Spindle Bolt	5		
Hub Bolt	5		
Spline Teeth	26		

**RW8133**

Chrysler, Dodge, Plymouth 1995-97



**Specifications**

Bearing Type: Generation 2  
ABS: Y

	qty.	inches	mm
A Flange Spindle Diameter	5.3	135.2	
B Spindle Bolt Circle Diameter	3.7	95.1	
C Brake Pilot Diameter	2.2	56.9	
D Wheel Pilot Diameter	2.2	56.9	
H Flange Offset	--	--	
E Hub Pilot Diameter	--	--	
F Hub Bolt Circle Diameter	--	--	
Spindle Bolt	5		
Hub Bolt	--		
Spline Teeth	--		

**RW8136**

Eagle, Mitsubishi, Mopar 1995-05



**Specifications**

Bearing Type: Generation 3  
ABS: Y

	qty.	inches	mm
A Flange Spindle Diameter	5.4	137.0	
B Spindle Bolt Circle Diameter	4.3	108.4	
C Brake Pilot Diameter	2.3	57.9	
D Wheel Pilot Diameter	2.6	66.0	
H Flange Offset	2.3	59.1	
E Hub Pilot Diameter	--	--	
F Hub Bolt Circle Diameter	4.3	108.0	
Spindle Bolt	5		
Hub Bolt	4		
Spline Teeth	--		

**RW8137**

Toyota: Celica 1994-99



**Specifications**

Bearing Type: Generation 2  
ABS: N

	qty.	inches	mm
A Flange Spindle Diameter	--	--	
B Spindle Bolt Circle Diameter	--	--	
C Brake Pilot Diameter	--	--	
D Wheel Pilot Diameter	--	--	
H Flange Offset	2.1	52.3	
E Hub Pilot Diameter	--	--	
F Hub Bolt Circle Diameter	0.4	10.4	
Spindle Bolt	--		
Hub Bolt	4		
Spline Teeth	--		

BUYERS GUIDE - Gen. 2 & 3

**RW8144**

Honda: Prelude 1997-01



**Specifications**

Bearing Type: Generation 2  
ABS: Y

	qty.	inches	mm
A Flange Spindle Diameter	5.7	145.5	
B Spindle Bolt Circle Diameter	4.5	114.5	
C Brake Pilot Diameter	2.5	64.1	
D Wheel Pilot Diameter	2.5	63.9	
H Flange Offset	--	--	
E Hub Pilot Diameter	--	--	
F Hub Bolt Circle Diameter	--	--	
Spindle Bolt	5		
Hub Bolt	--		
Spline Teeth	--		

**RW8145**

Saab: 9-3, 900 1994-03



**Specifications**

Bearing Type: Generation 3  
ABS: Y

	qty.	inches	mm
A Flange Spindle Diameter	5.5	140.0	
B Spindle Bolt Circle Diameter	4.2	107.4	
C Brake Pilot Diameter	2.6	65.4	
D Wheel Pilot Diameter	2.6	65.4	
H Flange Offset	2.9	74.8	
E Hub Pilot Diameter	2.4	59.7	
F Hub Bolt Circle Diameter	3.2	81.3	
Spindle Bolt	5		
Hub Bolt	4		
Spline Teeth	--		

**RW8148**

Colt, Mirage, Summit 1993-02



**Specifications**

Bearing Type: Generation 2  
ABS: N

	qty.	inches	mm
A Flange Spindle Diameter	4.9	125.0	
B Spindle Bolt Circle Diameter	3.9	100.1	
C Brake Pilot Diameter	2.5	64.0	
D Wheel Pilot Diameter	2.2	56.0	
H Flange Offset	2.2	56.4	
E Hub Pilot Diameter	--	--	
F Hub Bolt Circle Diameter	--	--	
Spindle Bolt	4		
Hub Bolt	--		
Spline Teeth	--		

**RW8149**

Ford: Windstar 1997-03



**Specifications**


Bearing Type: Generation 2  
ABS: Y

	qty.	inches	mm
A Flange Spindle Diameter	5.5	139.0	
B Spindle Bolt Circle Diameter	4.2	106.8	
C Brake Pilot Diameter	2.5	64.3	
D Wheel Pilot Diameter	2.5	63.3	
H Flange Offset	--	--	
E Hub Pilot Diameter	2.9	73.9	
F Hub Bolt Circle Diameter	--	--	
Spindle Bolt	5		
Hub Bolt	--		
Spline Teeth	--		



**RW8151**

GM 1995-03



**Specifications**

Bearing Type: Generation 3  
ABS: Y

	qty.	inches	mm
A Flange Spindle Diameter		5.9	151.0
B Spindle Bolt Circle Diameter		4.5	115.0
C Brake Pilot Diameter		2.8	70.6
D Wheel Pilot Diameter		2.8	70.1
H Flange Offset		2.6	65.2
E Hub Pilot Diameter		2.8	71.8
F Hub Bolt Circle Diameter		4.0	100.6
Spindle Bolt	5		
Hub Bolt	4		
Spline Teeth	--		

**RW8152**

GM 1999-05



**Specifications**

Bearing Type: Generation 3  
ABS: Y

	qty.	inches	mm
A Flange Spindle Diameter		5.9	150.4
B Spindle Bolt Circle Diameter		4.3	109.2
C Brake Pilot Diameter		2.8	70.6
D Wheel Pilot Diameter		2.8	70.1
H Flange Offset		2.6	65.3
E Hub Pilot Diameter		2.8	71.8
F Hub Bolt Circle Diameter		4.0	100.6
Spindle Bolt	5		
Hub Bolt	4		
Spline Teeth	27		

**RW8153**

Corvette, XLR 1997-08




**Specifications**

Bearing Type: Generation 3  
ABS: Y

	qty.	inches	mm
A Flange Spindle Diameter		5.7	145.5
B Spindle Bolt Circle Diameter		4.5	115.0
C Brake Pilot Diameter		2.8	70.6
D Wheel Pilot Diameter		2.8	70.1
H Flange Offset		1.7	42.2
E Hub Pilot Diameter		4.0	100.6
F Hub Bolt Circle Diameter		4.6	116.1
Spindle Bolt	5		
Hub Bolt	3		
Spline Teeth	30		

**RW8154**

Chrysler, Dodge, Plymouth 1995-06



**Specifications**

Bearing Type: Generation 2  
ABS: N

	qty.	inches	mm
A Flange Spindle Diameter		5.3	135.2
B Spindle Bolt Circle Diameter		3.7	95.1
C Brake Pilot Diameter		2.3	57.2
D Wheel Pilot Diameter		2.2	56.9
H Flange Offset		--	--
E Hub Pilot Diameter		2.6	66.0
F Hub Bolt Circle Diameter		--	--
Spindle Bolt	5		
Hub Bolt	--		
Spline Teeth	--		

**RW8155**

Chrysler, Dodge, Plymouth 1996-00



**Specifications**

Bearing Type: Generation 3  
ABS: Y

	qty.	inches	mm
A Flange Spindle Diameter		5.0	126.2
B Spindle Bolt Circle Diameter		3.7	94.7
C Brake Pilot Diameter		2.3	57.4
D Wheel Pilot Diameter		2.3	57.2
H Flange Offset		1.9	48.5
E Hub Pilot Diameter		--	--
F Hub Bolt Circle Diameter		4.2	107.6
Spindle Bolt	5		
Hub Bolt	4		
Spline Teeth	--		

**RW8156**

Chrysler, Dodge, Plymouth 1996-00



**Specifications**

Bearing Type: Generation 3  
ABS: Y

	qty.	inches	mm
A Flange Spindle Diameter		5.5	140.2
B Spindle Bolt Circle Diameter		4.2	107.4
C Brake Pilot Diameter		2.8	71.4
D Wheel Pilot Diameter		2.8	71.4
H Flange Offset		1.9	48.0
E Hub Pilot Diameter		--	--
F Hub Bolt Circle Diameter		4.2	107.6
Spindle Bolt	5		
Hub Bolt	4		
Spline Teeth	--		

**RW8157**

Chrysler, Dodge, Plymouth 1996-05



**Specifications**

Bearing Type: Generation 3  
ABS: N

	qty.	inches	mm
A Flange Spindle Diameter		5.5	138.9
B Spindle Bolt Circle Diameter		4.4	112.0
C Brake Pilot Diameter		2.8	71.4
D Wheel Pilot Diameter		2.8	70.7
H Flange Offset		1.9	47.9
E Hub Pilot Diameter		3.4	86.0
F Hub Bolt Circle Diameter		4.3	108.0
Spindle Bolt	5		
Hub Bolt	4		
Spline Teeth	26		

**RW8159**

Daewoo: Leganza 1999-02



**Specifications**

Bearing Type: Generation 2  
ABS: Y

	qty.	inches	mm
A Flange Spindle Diameter		5.5	139.0
B Spindle Bolt Circle Diameter		4.5	114.3
C Brake Pilot Diameter		2.2	56.9
D Wheel Pilot Diameter		2.2	56.6
H Flange Offset		--	--
E Hub Pilot Diameter		--	--
F Hub Bolt Circle Diameter		--	--
Spindle Bolt	5		
Hub Bolt	--		
Spline Teeth	--		

**RW8160**

Hyundai: Elantra, Tiburon 1996-01



**Specifications**

Bearing Type: Generation 2  
ABS: Y

	qty.	inches	mm
A Flange Spindle Diameter		5.5	138.9
B Spindle Bolt Circle Diameter		4.5	114.3
C Brake Pilot Diameter		3.0	75.9
D Wheel Pilot Diameter		2.6	67.1
H Flange Offset		1.8	46.7
E Hub Pilot Diameter		2.6	67.1
F Hub Bolt Circle Diameter		--	--
Spindle Bolt	4		
Hub Bolt	--		
Spline Teeth	--		

**RW8161**

Ford, Mazda, Mercury 1992-03



**Specifications**

Bearing Type: Generation 2  
ABS: Y

	qty.	inches	mm
A Flange Spindle Diameter		4.8	121.8
B Spindle Bolt Circle Diameter		3.9	100.1
C Brake Pilot Diameter		2.2	55.0
D Wheel Pilot Diameter		2.1	54.0
H Flange Offset		--	--
E Hub Pilot Diameter		--	--
F Hub Bolt Circle Diameter		--	--
Spindle Bolt	4		
Hub Bolt	--		
Spline Teeth	--		

**RW8162**

Sable, Taurus 2000




**Specifications**

Bearing Type: Generation 2  
ABS: Y

	qty.	inches	mm
A Flange Spindle Diameter		5.5	139.1
B Spindle Bolt Circle Diameter		4.2	107.7
C Brake Pilot Diameter		2.5	64.4
D Wheel Pilot Diameter		2.5	63.7
H Flange Offset		--	--
E Hub Pilot Diameter		--	--
F Hub Bolt Circle Diameter		--	--
Spindle Bolt	5		
Hub Bolt	--		
Spline Teeth	--		

**RW8163**

Sable, Taurus 2001-03



**Specifications**

Bearing Type: Generation 2  
ABS: Y

	qty.	inches	mm
A Flange Spindle Diameter		5.5	139.0
B Spindle Bolt Circle Diameter		4.2	107.7
C Brake Pilot Diameter		2.5	64.4
D Wheel Pilot Diameter		2.5	63.3
H Flange Offset		--	--
E Hub Pilot Diameter		--	--
F Hub Bolt Circle Diameter		--	--
Spindle Bolt	5		
Hub Bolt	--		
Spline Teeth	--		

**RW8164**

Sable, Taurus 2001-07




**Specifications**

Bearing Type: Generation 2  
ABS: N

	qty.	inches	mm
A Flange Spindle Diameter		5.5	138.9
B Spindle Bolt Circle Diameter		4.3	108.0
C Brake Pilot Diameter		2.5	64.4
D Wheel Pilot Diameter		2.5	63.2
H Flange Offset		--	--
E Hub Pilot Diameter		2.9	74.0
F Hub Bolt Circle Diameter		--	--
Spindle Bolt	5		
Hub Bolt	--		
Spline Teeth	--		

**RW8165**

Hyundai: Accent 1997-99




**Specifications**

Bearing Type: Generation 2  
ABS: Y

	qty.	inches	mm
A Flange Spindle Diameter		5.5	138.9
B Spindle Bolt Circle Diameter		4.5	114.3
C Brake Pilot Diameter		3.0	75.9
D Wheel Pilot Diameter		2.6	67.1
H Flange Offset		2.0	50.5
E Hub Pilot Diameter		2.5	63.0
F Hub Bolt Circle Diameter		--	--
Spindle Bolt	4		
Hub Bolt	--		
Spline Teeth	--		

**RW8166**

Honda: CR-V 1997-01



**Specifications**

Bearing Type: Generation 2  
ABS: N

	qty.	inches	mm
A Flange Spindle Diameter		--	--
B Spindle Bolt Circle Diameter		--	--
C Brake Pilot Diameter		--	--
D Wheel Pilot Diameter		--	--
H Flange Offset		--	--
E Hub Pilot Diameter		3.3	83.5
F Hub Bolt Circle Diameter		--	--
Spindle Bolt	--		
Hub Bolt	--		
Spline Teeth	--		

**RW8167**

Neon, PT Cruiser 2000-09



**Specifications**

Bearing Type: Generation 2  
ABS: Y

	qty.	inches	mm
A Flange Spindle Diameter		5.3	135.3
B Spindle Bolt Circle Diameter		3.9	100.1
C Brake Pilot Diameter		2.3	57.4
D Wheel Pilot Diameter		2.2	56.9
H Flange Offset		--	--
E Hub Pilot Diameter		--	--
F Hub Bolt Circle Diameter		--	--
Spindle Bolt	4		
Hub Bolt	--		
Spline Teeth	--		

**RW8168**

Chrysler: PT Cruiser 2001-02



**Specifications**

Bearing Type: Generation 2  
ABS: Y

	qty.	inches	mm
A Flange Spindle Diameter		5.3	135.0
B Spindle Bolt Circle Diameter		3.9	100.1
C Brake Pilot Diameter		2.3	57.4
D Wheel Pilot Diameter		2.2	56.9
H Flange Offset		--	--
E Hub Pilot Diameter		2.6	66.3
F Hub Bolt Circle Diameter		--	--
Spindle Bolt	5		
Hub Bolt	--		
Spline Teeth	--		

**RW8169**

Chrysler, Dodge 2001-07




**Specifications**

Bearing Type: Generation 3  
ABS: Y

	qty.	inches	mm
A Flange Spindle Diameter		5.5	140.3
B Spindle Bolt Circle Diameter		4.4	112.8
C Brake Pilot Diameter		2.8	71.9
D Wheel Pilot Diameter		2.8	71.1
H Flange Offset		1.9	48.1
E Hub Pilot Diameter		3.4	85.9
F Hub Bolt Circle Diameter		4.4	111.9
Spindle Bolt	5		
Hub Bolt	4		
Spline Teeth	--		

**RW8170**

Chrysler, Dodge 2001-07



**Specifications**

Bearing Type: Generation 3  
ABS: N

	qty.	inches	mm
A Flange Spindle Diameter		5.5	140.3
B Spindle Bolt Circle Diameter		4.4	112.8
C Brake Pilot Diameter		2.8	71.9
D Wheel Pilot Diameter		2.8	71.1
H Flange Offset		1.9	48.1
E Hub Pilot Diameter		3.4	85.9
F Hub Bolt Circle Diameter		4.4	111.9
Spindle Bolt	5		
Hub Bolt	4		
Spline Teeth	--		

**RW8171**

Impulse, Storm, Stylus 1990-93




**Specifications**

Bearing Type: Generation 3  
ABS: N

	qty.	inches	mm
A Flange Spindle Diameter		4.8	121.9
B Spindle Bolt Circle Diameter		3.9	100.0
C Brake Pilot Diameter		2.2	56.9
D Wheel Pilot Diameter		2.2	56.4
H Flange Offset		2.5	64.0
E Hub Pilot Diameter		3.6	90.8
F Hub Bolt Circle Diameter		0.4	10.0
Spindle Bolt	4		
Hub Bolt	4		
Spline Teeth	--		

**RW8172**

Acura, Honda: Accord, CL 1994-99




**Specifications**

Bearing Type: Generation 2  
ABS: Y

	qty.	inches	mm
A Flange Spindle Diameter		6.0	152.0
B Spindle Bolt Circle Diameter		4.5	114.3
C Brake Pilot Diameter		2.5	64.1
D Wheel Pilot Diameter		2.5	64.1
H Flange Offset		--	--
E Hub Pilot Diameter		2.8	71.0
F Hub Bolt Circle Diameter		--	--
Spindle Bolt	4		
Hub Bolt	--		
Spline Teeth	--		

**RW8173**

Acura: CL 2001-02



**Specifications**

Bearing Type: Generation 2  
ABS: Y

	qty.	inches	mm
A Flange Spindle Diameter		6.0	152.0
B Spindle Bolt Circle Diameter		4.5	114.3
C Brake Pilot Diameter		2.5	64.0
D Wheel Pilot Diameter		2.5	64.0
H Flange Offset		--	--
E Hub Pilot Diameter		--	--
F Hub Bolt Circle Diameter		--	--
Spindle Bolt	5		
Hub Bolt	--		
Spline Teeth	--		

**RW8174**

Honda: Civic 2001-05



**Specifications**

Bearing Type: Generation 2  
ABS: N

	qty.	inches	mm
A Flange Spindle Diameter		5.5	138.7
B Spindle Bolt Circle Diameter		3.9	99.6
C Brake Pilot Diameter		2.4	61.0
D Wheel Pilot Diameter		2.2	55.9
H Flange Offset		--	--
E Hub Pilot Diameter		2.6	66.0
F Hub Bolt Circle Diameter		--	--
Spindle Bolt	4		
Hub Bolt	--		
Spline Teeth	--		

**RW8175**

Acura, Honda: Civic, EL 2001-05



**Specifications**

Bearing Type: Generation 2  
ABS: Y

	qty.	inches	mm
A Flange Spindle Diameter		5.5	138.8
B Spindle Bolt Circle Diameter		3.9	99.8
C Brake Pilot Diameter		2.4	61.0
D Wheel Pilot Diameter		2.2	56.0
H Flange Offset		--	--
E Hub Pilot Diameter		--	--
F Hub Bolt Circle Diameter		--	--
Spindle Bolt	4		
Hub Bolt	--		
Spline Teeth	--		

**RW8176**

Honda: Accord 1998-02




**Specifications**

Bearing Type: Generation 2  
ABS: N

	qty.	inches	mm
A Flange Spindle Diameter		6.0	151.7
B Spindle Bolt Circle Diameter		4.5	114.9
C Brake Pilot Diameter		2.5	64.0
D Wheel Pilot Diameter		2.5	64.0
H Flange Offset		--	--
E Hub Pilot Diameter		2.6	66.1
F Hub Bolt Circle Diameter		--	--
Spindle Bolt	4		
Hub Bolt	--		
Spline Teeth	--		

**RW8177**

Honda: Accord 1998-02



**Specifications**

Bearing Type: Generation 2  
ABS: Y

	qty.	inches	mm
A Flange Spindle Diameter		6.0	151.7
B Spindle Bolt Circle Diameter		4.5	114.9
C Brake Pilot Diameter		2.5	64.0
D Wheel Pilot Diameter		2.5	64.0
H Flange Offset		--	--
E Hub Pilot Diameter		--	--
F Hub Bolt Circle Diameter		--	--
Spindle Bolt	4		
Hub Bolt	--		
Spline Teeth	--		

**RW8178**

Honda: Accord 1998-02



**Specifications**

Bearing Type: Generation 2  
ABS: Y

	qty.	inches	mm
A Flange Spindle Diameter		6.0	151.4
B Spindle Bolt Circle Diameter		4.5	114.6
C Brake Pilot Diameter		2.5	64.0
D Wheel Pilot Diameter		2.5	63.8
H Flange Offset		--	--
E Hub Pilot Diameter		--	--
F Hub Bolt Circle Diameter		--	--
Spindle Bolt	4		
Hub Bolt	--		
Spline Teeth	--		

**RW8179**

Acura, Honda: Accord, CL, TL 1998-05



**Specifications**

Bearing Type: Generation 2  
ABS: Y

	qty.	inches	mm
A Flange Spindle Diameter		6.0	151.7
B Spindle Bolt Circle Diameter		4.5	114.2
C Brake Pilot Diameter		2.5	64.0
D Wheel Pilot Diameter		2.5	64.0
H Flange Offset		--	--
E Hub Pilot Diameter		--	--
F Hub Bolt Circle Diameter		--	--
Spindle Bolt	5		
Hub Bolt	--		
Spline Teeth	--		

**RW8180**

Oasis, Odyssey 1999-04



**Specifications**

Bearing Type: Generation 2  
ABS: Y

	qty.	inches	mm
A Flange Spindle Diameter		6.0	151.6
B Spindle Bolt Circle Diameter		4.5	113.8
C Brake Pilot Diameter		2.5	64.0
D Wheel Pilot Diameter		2.3	59.4
H Flange Offset		--	--
E Hub Pilot Diameter		--	--
F Hub Bolt Circle Diameter		--	--
Spindle Bolt	5		
Hub Bolt	--		
Spline Teeth	--		

**RW8181**

Eclipse, Lancer, Talon 1995-07



**Specifications**

Bearing Type: Generation 2  
ABS: N

	qty.	inches	mm
A Flange Spindle Diameter		--	--
B Spindle Bolt Circle Diameter		--	--
C Brake Pilot Diameter		3.3	84.1
D Wheel Pilot Diameter		1.6	40.0
H Flange Offset		--	--
E Hub Pilot Diameter		3.0	76.7
F Hub Bolt Circle Diameter		3.4	87.1
Spindle Bolt	--		
Hub Bolt	4		
Spline Teeth	--		

**RW8182**

Suzuki: Swift 1989-94



**Specifications**

Bearing Type: Generation 2  
ABS: N

	qty.	inches	mm
A Flange Spindle Diameter		5.3	134.0
B Spindle Bolt Circle Diameter		4.5	114.0
C Brake Pilot Diameter		2.5	64.0
D Wheel Pilot Diameter		2.4	59.9
H Flange Offset		--	--
E Hub Pilot Diameter		2.5	63.0
F Hub Bolt Circle Diameter		--	--
Spindle Bolt	4		
Hub Bolt	--		
Spline Teeth	--		

**RW8183**

Baja, Legacy, Outback 2000-06



**Specifications**

Bearing Type: Generation 2  
ABS: N

	qty.	inches	mm
A Flange Spindle Diameter		--	--
B Spindle Bolt Circle Diameter		--	--
C Brake Pilot Diameter		3.3	84.1
D Wheel Pilot Diameter		1.6	40.0
H Flange Offset		--	--
E Hub Pilot Diameter		3.1	80.0
F Hub Bolt Circle Diameter		3.6	90.8
Spindle Bolt	--		
Hub Bolt	4		
Spline Teeth	--		



**RW8184**

Corolla, Prizm 1996-02



**Specifications**

Bearing Type: Generation 3  
ABS: Y

	qty.	inches	mm
A Flange Spindle Diameter		5.5	140.0
B Spindle Bolt Circle Diameter		3.9	99.3
C Brake Pilot Diameter		2.3	57.2
D Wheel Pilot Diameter		2.1	54.0
H Flange Offset		2.9	74.7
E Hub Pilot Diameter		--	--
F Hub Bolt Circle Diameter		--	--
Spindle Bolt	4		
Hub Bolt	4		
Spline Teeth	--		

**RW8185**

Mitsubishi: Mirage 1997-02




**Specifications**

Bearing Type: Generation 2  
ABS: N

	qty.	inches	mm
A Flange Spindle Diameter		4.9	125.6
B Spindle Bolt Circle Diameter		3.9	99.1
C Brake Pilot Diameter		2.5	64.0
D Wheel Pilot Diameter		2.2	56.0
H Flange Offset		--	--
E Hub Pilot Diameter		2.5	63.7
F Hub Bolt Circle Diameter		--	--
Spindle Bolt	4		
Hub Bolt	--		
Spline Teeth	--		

**RW8186**

Mazda: 626 1998-02



**Specifications**

Bearing Type: Generation 2  
ABS: Y

	qty.	inches	mm
A Flange Spindle Diameter		5.5	139.5
B Spindle Bolt Circle Diameter		4.5	114.3
C Brake Pilot Diameter		2.8	72.0
D Wheel Pilot Diameter		2.4	60.0
H Flange Offset		--	--
E Hub Pilot Diameter		--	--
F Hub Bolt Circle Diameter		--	--
Spindle Bolt	5		
Hub Bolt	--		
Spline Teeth	--		

**RW8187**

A6, Passat 1998-05




**Specifications**

Bearing Type: Generation 3  
ABS: Y

	qty.	inches	mm
A Flange Spindle Diameter		5.2	131.0
B Spindle Bolt Circle Diameter		4.4	112.0
C Brake Pilot Diameter		2.7	68.1
D Wheel Pilot Diameter		2.2	57.0
H Flange Offset		2.8	70.2
E Hub Pilot Diameter		1.5	39.2
F Hub Bolt Circle Diameter		3.5	89.8
Spindle Bolt	5		
Hub Bolt	5		
Spline Teeth	--		

**RW8188**

Acura, Honda: Accord, TL 2003-08



**Specifications**

Bearing Type: Generation 2  
ABS: Y

	qty.	inches	mm
A Flange Spindle Diameter		5.5	139.5
B Spindle Bolt Circle Diameter		4.6	115.8
C Brake Pilot Diameter		2.5	64.0
D Wheel Pilot Diameter		2.3	58.0
H Flange Offset		--	--
E Hub Pilot Diameter		--	--
F Hub Bolt Circle Diameter		--	--
Spindle Bolt	5		
Hub Bolt	--		
Spline Teeth	--		

**RW8189**

Hyundai: XG300, XG350 2001-05



**Specifications**

Bearing Type: Generation 3  
ABS: Y

	qty.	inches	mm
A Flange Spindle Diameter		5.8	148.2
B Spindle Bolt Circle Diameter		4.5	114.3
C Brake Pilot Diameter		3.0	75.9
D Wheel Pilot Diameter		2.6	67.0
H Flange Offset		2.3	58.9
E Hub Pilot Diameter		--	--
F Hub Bolt Circle Diameter		3.9	100.1
Spindle Bolt	5		
Hub Bolt	4		
Spline Teeth	--		

**RW8190**

Magentis, Optima, Sonata 1999-09



**Specifications**

Bearing Type: Generation 3  
ABS: Y

	qty.	inches	mm
A Flange Spindle Diameter		5.8	148.0
B Spindle Bolt Circle Diameter		3.9	99.6
C Brake Pilot Diameter		3.0	75.9
D Wheel Pilot Diameter		2.6	67.0
H Flange Offset		2.3	59.0
E Hub Pilot Diameter		--	--
F Hub Bolt Circle Diameter		3.9	100.1
Spindle Bolt	4		
Hub Bolt	4		
Spline Teeth	--		

**RW8191**

Magentis, Optima, Sonata 1999-09



**Specifications**

Bearing Type: Generation 3  
ABS: N

	qty.	inches	mm
A Flange Spindle Diameter		5.8	148.0
B Spindle Bolt Circle Diameter		3.9	99.6
C Brake Pilot Diameter		3.0	75.9
D Wheel Pilot Diameter		2.6	67.0
H Flange Offset		2.3	59.0
E Hub Pilot Diameter		2.6	66.0
F Hub Bolt Circle Diameter		3.9	100.1
Spindle Bolt	4		
Hub Bolt	4		
Spline Teeth	--		

**RW8192**

Hyundai: Accent 2000-06




**Specifications**

Bearing Type: Generation 2  
ABS: Y

	qty.	inches	mm
A Flange Spindle Diameter		5.5	140.0
B Spindle Bolt Circle Diameter		3.9	99.6
C Brake Pilot Diameter		2.5	62.5
D Wheel Pilot Diameter		2.1	54.0
H Flange Offset		--	--
E Hub Pilot Diameter		2.8	70.0
F Hub Bolt Circle Diameter		--	--
Spindle Bolt	4		
Hub Bolt	--		
Spline Teeth	--		

**RW8193**

Hyundai: Accent 2000-06



**Specifications**

Bearing Type: Generation 2  
ABS: N

	qty.	inches	mm
A Flange Spindle Diameter		5.5	140.0
B Spindle Bolt Circle Diameter		3.9	99.6
C Brake Pilot Diameter		2.5	62.5
D Wheel Pilot Diameter		2.1	54.0
H Flange Offset		--	--
E Hub Pilot Diameter		2.8	70.0
F Hub Bolt Circle Diameter		--	--
Spindle Bolt	4		
Hub Bolt	--		
Spline Teeth	--		

**RW8194**

Elantra, Spectra, Spectra5 2001-09



**Specifications**

Bearing Type: Generation 2  
ABS: N

	qty.	inches	mm
A Flange Spindle Diameter		5.5	138.9
B Spindle Bolt Circle Diameter		4.5	114.3
C Brake Pilot Diameter		3.0	75.9
D Wheel Pilot Diameter		2.6	67.1
H Flange Offset		2.0	50.5
E Hub Pilot Diameter		2.9	73.9
F Hub Bolt Circle Diameter		--	--
Spindle Bolt	4		
Hub Bolt	--		
Spline Teeth	--		

**RW8195**

Elantra, Spectra, Spectra5 2001-09



**Specifications**

Bearing Type: Generation 2  
ABS: Y

	qty.	inches	mm
A Flange Spindle Diameter		5.5	138.9
B Spindle Bolt Circle Diameter		4.5	114.3
C Brake Pilot Diameter		3.0	75.9
D Wheel Pilot Diameter		2.6	67.1
H Flange Offset		1.9	47.0
E Hub Pilot Diameter		2.9	73.9
F Hub Bolt Circle Diameter		--	--
Spindle Bolt	4		
Hub Bolt	--		
Spline Teeth	--		

**RW8196**

Hyundai: Santa Fe 2001-06



**Specifications**

Bearing Type: Generation 2  
ABS: Y

	qty.	inches	mm
A Flange Spindle Diameter		5.8	148.1
B Spindle Bolt Circle Diameter		4.5	114.3
C Brake Pilot Diameter		3.0	75.9
D Wheel Pilot Diameter		2.6	67.1
H Flange Offset		2.0	51.3
E Hub Pilot Diameter		3.5	89.9
F Hub Bolt Circle Diameter		--	--
Spindle Bolt	5		
Hub Bolt	--		
Spline Teeth	--		

**RW8197**

Hyundai: Santa Fe 2001-06



**Specifications**

Bearing Type: Generation 2  
ABS: N

	qty.	inches	mm
A Flange Spindle Diameter		5.8	148.1
B Spindle Bolt Circle Diameter		4.5	114.3
C Brake Pilot Diameter		3.0	75.9
D Wheel Pilot Diameter		2.6	67.1
H Flange Offset		2.2	56.1
E Hub Pilot Diameter		3.1	78.0
F Hub Bolt Circle Diameter		--	--
Spindle Bolt	5		
Hub Bolt	--		
Spline Teeth	--		

**RW8198**

Hyundai: Tiburon 2003-08



**Specifications**

Bearing Type: Generation 2  
ABS: Y

	qty.	inches	mm
A Flange Spindle Diameter		5.5	138.9
B Spindle Bolt Circle Diameter		4.5	114.3
C Brake Pilot Diameter		3.0	75.9
D Wheel Pilot Diameter		2.6	67.1
H Flange Offset		2.0	50.5
E Hub Pilot Diameter		3.4	85.9
F Hub Bolt Circle Diameter		--	--
Spindle Bolt	5		
Hub Bolt	--		
Spline Teeth	--		

**RW8199**

Hyundai: Tiburon 2003-08




**Specifications**

Bearing Type: Generation 2  
ABS: N

	qty.	inches	mm
A Flange Spindle Diameter		5.5	138.9
B Spindle Bolt Circle Diameter		4.5	114.3
C Brake Pilot Diameter		3.0	75.9
D Wheel Pilot Diameter		2.6	67.1
H Flange Offset		2.0	50.5
E Hub Pilot Diameter		2.9	73.9
F Hub Bolt Circle Diameter		--	--
Spindle Bolt	5		
Hub Bolt	--		
Spline Teeth	--		

**RW8200**

Kia: Sephia, Spectra 1994-04



**Specifications**

Bearing Type: Generation 2  
ABS: N

	qty.	inches	mm
A Flange Spindle Diameter		4.8	121.6
B Spindle Bolt Circle Diameter		3.9	100.3
C Brake Pilot Diameter		2.3	57.7
D Wheel Pilot Diameter		2.2	56.0
H Flange Offset		--	--
E Hub Pilot Diameter		2.6	67.1
F Hub Bolt Circle Diameter		--	--
Spindle Bolt	4		
Hub Bolt	--		
Spline Teeth	--		

**RW8201**

Nissan: Altima 2002-06



**Specifications**

Bearing Type: Generation 3  
ABS: Y

	qty.	inches	mm
A Flange Spindle Diameter		5.8	148.0
B Spindle Bolt Circle Diameter		4.5	114.3
C Brake Pilot Diameter		2.7	68.1
D Wheel Pilot Diameter		2.6	66.5
H Flange Offset		2.7	69.0
E Hub Pilot Diameter		3.3	84.0
F Hub Bolt Circle Diameter		4.1	104.8
Spindle Bolt	5		
Hub Bolt	4		
Spline Teeth	--		

**RW8202**

Nissan: Altima 2002-06



**Specifications**

Bearing Type: Generation 3  
ABS: N

	qty.	inches	mm
A Flange Spindle Diameter		5.8	148.0
B Spindle Bolt Circle Diameter		4.5	114.0
C Brake Pilot Diameter		2.7	68.0
D Wheel Pilot Diameter		2.6	66.0
H Flange Offset		2.7	69.0
E Hub Pilot Diameter		3.3	84.0
F Hub Bolt Circle Diameter		4.2	106.0
Spindle Bolt	5		
Hub Bolt	4		
Spline Teeth	--		

**RW8203**

I30, I35, Maxima 2000-04



**Specifications**

Bearing Type: Generation 2  
ABS: N

	qty.	inches	mm
A Flange Spindle Diameter		5.8	148.1
B Spindle Bolt Circle Diameter		4.5	114.3
C Brake Pilot Diameter		2.7	68.1
D Wheel Pilot Diameter		2.6	66.0
H Flange Offset		--	--
E Hub Pilot Diameter		2.7	69.0
F Hub Bolt Circle Diameter		--	--
Spindle Bolt	5		
Hub Bolt	--		
Spline Teeth	--		

**RW8204**

Metro, Swift 1995-01



**Specifications**

Bearing Type: Generation 2  
ABS: Y

	qty.	inches	mm
A Flange Spindle Diameter		5.3	134.1
B Spindle Bolt Circle Diameter		4.5	114.3
C Brake Pilot Diameter		2.5	64.0
D Wheel Pilot Diameter		2.4	59.9
H Flange Offset		1.9	48.0
E Hub Pilot Diameter		2.4	59.9
F Hub Bolt Circle Diameter		--	--
Spindle Bolt	5		
Hub Bolt	--		
Spline Teeth	--		

**RW8205**

Lexus: LS430 2001-06



**Specifications**

Bearing Type: Generation 3  
ABS: N

	qty.	inches	mm
A Flange Spindle Diameter		6.1	154.0
B Spindle Bolt Circle Diameter		4.5	114.3
C Brake Pilot Diameter		2.4	62.0
D Wheel Pilot Diameter		2.4	60.0
H Flange Offset		2.7	67.5
E Hub Pilot Diameter		3.3	84.0
F Hub Bolt Circle Diameter		4.4	112.0
Spindle Bolt	5		
Hub Bolt	4		
Spline Teeth	30		

**RW8206**

Lexus, Toyota 2001-09



**Specifications**

Bearing Type: Generation 3  
ABS: Y

	qty.	inches	mm
A Flange Spindle Diameter		6.0	152.0
B Spindle Bolt Circle Diameter		4.5	113.6
C Brake Pilot Diameter		2.4	62.0
D Wheel Pilot Diameter		2.4	60.0
H Flange Offset		2.9	74.5
E Hub Pilot Diameter		2.9	73.9
F Hub Bolt Circle Diameter		3.9	100.1
Spindle Bolt	5		
Hub Bolt	4		
Spline Teeth	--		

**RW8207**

Lexus, Toyota 2001-09



**Specifications**

Bearing Type: Generation 3  
ABS: Y

	qty.	inches	mm
A Flange Spindle Diameter		6.0	151.9
B Spindle Bolt Circle Diameter		4.5	113.5
C Brake Pilot Diameter		2.4	62.0
D Wheel Pilot Diameter		2.4	59.9
H Flange Offset		2.9	74.5
E Hub Pilot Diameter		2.9	73.9
F Hub Bolt Circle Diameter		3.9	100.1
Spindle Bolt	5		
Hub Bolt	4		
Spline Teeth	--		

**RW8208**

Toyota: Camry 2002-07



**Specifications**

Bearing Type: Generation 3  
ABS: N

	qty.	inches	mm
A Flange Spindle Diameter		6.0	152.0
B Spindle Bolt Circle Diameter		4.5	113.6
C Brake Pilot Diameter		2.4	62.0
D Wheel Pilot Diameter		2.4	60.0
H Flange Offset		2.9	74.5
E Hub Pilot Diameter		2.9	74.0
F Hub Bolt Circle Diameter		3.9	100.1
Spindle Bolt	5		
Hub Bolt	4		
Spline Teeth	--		

**RW8209**

Scion, Toyota: ECHO, xA, xB 2000-06



**Specifications**

Bearing Type: Generation 3  
ABS: Y

	qty.	inches	mm
A Flange Spindle Diameter		5.3	135.1
B Spindle Bolt Circle Diameter		3.9	99.6
C Brake Pilot Diameter		2.2	55.1
D Wheel Pilot Diameter		2.1	54.0
H Flange Offset		2.1	54.5
E Hub Pilot Diameter		2.6	67.0
F Hub Bolt Circle Diameter		3.6	92.0
Spindle Bolt	4		
Hub Bolt	4		
Spline Teeth	--		

**RW8210**

Toyota: ECHO 2000-05



**Specifications**

Bearing Type: Generation 3  
ABS: N

	qty.	inches	mm
A Flange Spindle Diameter		5.3	135.1
B Spindle Bolt Circle Diameter		3.9	99.6
C Brake Pilot Diameter		2.2	55.1
D Wheel Pilot Diameter		2.1	54.0
H Flange Offset		2.1	54.5
E Hub Pilot Diameter		2.6	67.0
F Hub Bolt Circle Diameter		3.6	92.0
Spindle Bolt	4		
Hub Bolt	4		
Spline Teeth	--		

**RW8211**

Toyota: Sequoia 2001-07



**Specifications**


Bearing Type: Generation 2  
ABS: N

	qty.	inches	mm
A Flange Spindle Diameter		--	--
B Spindle Bolt Circle Diameter		--	--
C Brake Pilot Diameter		--	--
D Wheel Pilot Diameter		--	--
H Flange Offset		--	--
E Hub Pilot Diameter		3.9	98.0
F Hub Bolt Circle Diameter		5.4	137.2
Spindle Bolt	--		
Hub Bolt	4		
Spline Teeth	--		

BUYERS GUIDE - Gen. 2 & 3

**RW8212**

Toyota: RAV4 1996-05




**Specifications**

Bearing Type: Generation 3  
ABS: Y

	qty.	inches	mm
A Flange Spindle Diameter		6.0	152.0
B Spindle Bolt Circle Diameter		4.5	114.0
C Brake Pilot Diameter		2.4	61.9
D Wheel Pilot Diameter		2.4	60.0
H Flange Offset		2.7	69.0
E Hub Pilot Diameter		3.3	83.8
F Hub Bolt Circle Diameter		4.2	106.0
Spindle Bolt	5		
Hub Bolt	4		
Spline Teeth	--		

**RW8213**

Toyota: RAV4 1996-05



**Specifications**

Bearing Type: Generation 3  
ABS: N

	qty.	inches	mm
A Flange Spindle Diameter		6.0	151.9
B Spindle Bolt Circle Diameter		4.5	114.3
C Brake Pilot Diameter		2.4	62.0
D Wheel Pilot Diameter		2.4	59.9
H Flange Offset		2.7	69.1
E Hub Pilot Diameter		3.3	84.1
F Hub Bolt Circle Diameter		4.2	105.9
Spindle Bolt	5		
Hub Bolt	4		
Spline Teeth	--		

**RW8215**

Toyota: Corolla 2003-04



**Specifications**

Bearing Type: Generation 3  
ABS: Y

	qty.	inches	mm
A Flange Spindle Diameter		5.3	135.0
B Spindle Bolt Circle Diameter		3.9	99.6
C Brake Pilot Diameter		2.2	55.1
D Wheel Pilot Diameter		2.1	54.0
H Flange Offset		2.1	54.5
E Hub Pilot Diameter		2.9	74.0
F Hub Bolt Circle Diameter		3.7	93.0
Spindle Bolt	5		
Hub Bolt	4		
Spline Teeth	--		

**RW8217**

Corolla, Matrix, Vibe 2003-09



**Specifications**

Bearing Type: Generation 3  
ABS: Y

	qty.	inches	mm
A Flange Spindle Diameter		5.3	135.0
B Spindle Bolt Circle Diameter		3.9	99.2
C Brake Pilot Diameter		2.2	55.1
D Wheel Pilot Diameter		2.1	54.0
H Flange Offset		2.1	54.0
E Hub Pilot Diameter		2.9	74.0
F Hub Bolt Circle Diameter		3.7	93.0
Spindle Bolt	5		
Hub Bolt	4		
Spline Teeth	--		



**RW8218**

Pontiac, Toyota 2000-09



**Specifications**

Bearing Type: Generation 3  
ABS: N

	qty.	inches	mm
A Flange Spindle Diameter		5.3	135.0
B Spindle Bolt Circle Diameter		3.9	100.0
C Brake Pilot Diameter		2.2	55.0
D Wheel Pilot Diameter		2.1	54.0
H Flange Offset		2.1	54.0
E Hub Pilot Diameter		2.9	73.8
F Hub Bolt Circle Diameter		3.7	93.0
Spindle Bolt	5		
Hub Bolt	4		
Spline Teeth	--		

**RW8219**

Quest, Villager 1997-02



**Specifications**

Bearing Type: Generation 2  
ABS: Y

	qty.	inches	mm
A Flange Spindle Diameter		5.9	149.0
B Spindle Bolt Circle Diameter		4.3	109.2
C Brake Pilot Diameter		2.9	73.9
D Wheel Pilot Diameter		2.6	65.9
H Flange Offset		--	--
E Hub Pilot Diameter		2.9	72.4
F Hub Bolt Circle Diameter		--	--
Spindle Bolt	5		
Hub Bolt	--		
Spline Teeth	--		

**RW8220**

Chrysler, Dodge, Plymouth 1998-06



**Specifications**

Bearing Type: Generation 2  
ABS: Y

	qty.	inches	mm
A Flange Spindle Diameter		5.3	135.3
B Spindle Bolt Circle Diameter		4.0	101.1
C Brake Pilot Diameter		2.3	59.2
D Wheel Pilot Diameter		2.2	56.9
H Flange Offset		--	--
E Hub Pilot Diameter		--	--
F Hub Bolt Circle Diameter		--	--
Spindle Bolt	5		
Hub Bolt	--		
Spline Teeth	--		

**RW8221**

Buick, Chevrolet, Pontiac 2000-05



**Specifications**

Bearing Type: Generation 3  
ABS: N

	qty.	inches	mm
A Flange Spindle Diameter		5.9	150.6
B Spindle Bolt Circle Diameter		4.5	115.1
C Brake Pilot Diameter		2.8	70.6
D Wheel Pilot Diameter		2.8	70.1
H Flange Offset		2.6	65.0
E Hub Pilot Diameter		2.8	71.9
F Hub Bolt Circle Diameter		4.0	100.6
Spindle Bolt	5		
Hub Bolt	4		
Spline Teeth	--		

**RW8223**

Cadillac: CTS, STS 2003-08



**Specifications**

Bearing Type: Generation 3  
ABS: Y

	qty.	inches	mm
A Flange Spindle Diameter		5.7	145.5
B Spindle Bolt Circle Diameter		4.5	115.1
C Brake Pilot Diameter		2.8	70.6
D Wheel Pilot Diameter		2.8	70.1
H Flange Offset		1.7	42.2
E Hub Pilot Diameter		3.6	91.5
F Hub Bolt Circle Diameter		4.6	116.1
Spindle Bolt	5		
Hub Bolt	3		
Spline Teeth	30		

**RW8225**

525i, 528i, 530i, 540i, M5 1997-07



**Specifications**

Bearing Type: Generation 2  
ABS: Y

	qty.	inches	mm
A Flange Spindle Diameter		--	--
B Spindle Bolt Circle Diameter		--	--
C Brake Pilot Diameter		3.5	89.9
D Wheel Pilot Diameter		3.5	89.9
H Flange Offset		--	--
E Hub Pilot Diameter		3.5	87.9
F Hub Bolt Circle Diameter		4.2	106.0
Spindle Bolt	--		
Hub Bolt	4		
Spline Teeth	--		

**RW8226**

BMW 2000-09



**Specifications**

Bearing Type: Generation 2  
ABS: Y

	qty.	inches	mm
A Flange Spindle Diameter		--	--
B Spindle Bolt Circle Diameter		--	--
C Brake Pilot Diameter		3.5	89.9
D Wheel Pilot Diameter		3.5	89.9
H Flange Offset		--	--
E Hub Pilot Diameter		3.5	89.9
F Hub Bolt Circle Diameter		4.2	106.0
Spindle Bolt	--		
Hub Bolt	4		
Spline Teeth	--		

**RW8227**

4Runner, FJ Cruiser, GX470 2003-09




**Specifications**

Bearing Type: Generation 2  
ABS: N

	qty.	inches	mm
A Flange Spindle Diameter		6.4	162.0
B Spindle Bolt Circle Diameter		--	--
C Brake Pilot Diameter		--	--
D Wheel Pilot Diameter		--	--
H Flange Offset		0.8	20.1
E Hub Pilot Diameter		3.5	88.9
F Hub Bolt Circle Diameter		5.5	140.0
Spindle Bolt	--		
Hub Bolt	4		
Spline Teeth	--		

**RW8228**

4Runner, FJ Cruiser, GX470 2003-09




**Specifications**

Bearing Type: Generation 2  
ABS: N

	qty.	inches	mm
A Flange Spindle Diameter		6.4	162.1
B Spindle Bolt Circle Diameter		--	--
C Brake Pilot Diameter		--	--
D Wheel Pilot Diameter		--	--
H Flange Offset		0.8	20.1
E Hub Pilot Diameter		3.5	88.9
F Hub Bolt Circle Diameter		5.5	140.0
Spindle Bolt	--		
Hub Bolt	4		
Spline Teeth	--		

**RW8229**

Equinox, Torrent, Vue 2002-07



**Specifications**

Bearing Type: Generation 3  
ABS: Y

	qty.	inches	mm
A Flange Spindle Diameter		5.9	150.0
B Spindle Bolt Circle Diameter		4.4	112.9
C Brake Pilot Diameter		2.8	70.6
D Wheel Pilot Diameter		2.8	70.1
H Flange Offset		2.6	65.0
E Hub Pilot Diameter		3.1	79.0
F Hub Bolt Circle Diameter		3.2	81.0
Spindle Bolt	5		
Hub Bolt	4		
Spline Teeth	33		

**RW8230**

Equinox, Torrent, Vue 2002-07



**Specifications**

Bearing Type: Generation 3  
ABS: N

	qty.	inches	mm
A Flange Spindle Diameter		5.9	150.0
B Spindle Bolt Circle Diameter		4.4	112.9
C Brake Pilot Diameter		2.8	70.6
D Wheel Pilot Diameter		2.8	70.1
H Flange Offset		2.6	65.0
E Hub Pilot Diameter		3.1	79.0
F Hub Bolt Circle Diameter		3.2	81.0
Spindle Bolt	5		
Hub Bolt	4		
Spline Teeth	33		

**RW8231**

Audi 2002-09




**Specifications**

Bearing Type: Generation 2  
ABS: Y

	qty.	inches	mm
A Flange Spindle Diameter		5.1	130.0
B Spindle Bolt Circle Diameter		4.4	112.0
C Brake Pilot Diameter		1.5	37.0
D Wheel Pilot Diameter		1.3	32.0
H Flange Offset		--	--
E Hub Pilot Diameter		--	--
F Hub Bolt Circle Diameter		--	--
Spindle Bolt	5		
Hub Bolt	--		
Spline Teeth	--		

**RW8232**

Saab: 9-5 1999-09



**Specifications**

Bearing Type: Generation 3  
ABS: Y

	qty.	inches	mm
A Flange Spindle Diameter		5.5	140.0
B Spindle Bolt Circle Diameter		4.3	110.0
C Brake Pilot Diameter		2.6	65.5
D Wheel Pilot Diameter		2.6	65.4
H Flange Offset		3.1	78.0
E Hub Pilot Diameter		2.4	60.0
F Hub Bolt Circle Diameter		4.1	105.0
Spindle Bolt	5		
Hub Bolt	4		
Spline Teeth	--		

**RW8233**

Volvo: S60, S80, V70 1999-09




**Specifications**

Bearing Type: Generation 3  
ABS: N

	qty.	inches	mm
A Flange Spindle Diameter		5.4	136.0
B Spindle Bolt Circle Diameter		4.4	113.0
C Brake Pilot Diameter		2.7	68.1
D Wheel Pilot Diameter		2.6	65.0
H Flange Offset		2.3	58.9
E Hub Pilot Diameter		3.4	87.5
F Hub Bolt Circle Diameter		4.5	113.1
Spindle Bolt	5		
Hub Bolt	4		
Spline Teeth	--		

**RW8234**

Volvo: 960, S90, V90 1995-98



**Specifications**

Bearing Type: Generation 3  
ABS: Y

	qty.	inches	mm
A Flange Spindle Diameter		5.4	136.0
B Spindle Bolt Circle Diameter		4.4	113.0
C Brake Pilot Diameter		2.7	68.1
D Wheel Pilot Diameter		2.6	65.0
H Flange Offset		2.3	58.9
E Hub Pilot Diameter		3.4	87.5
F Hub Bolt Circle Diameter		4.4	113.0
Spindle Bolt	5		
Hub Bolt	4		
Spline Teeth	--		

**RW8235**

Mitsubishi: Galant 1994-96



**Specifications**

Bearing Type: Generation 3  
ABS: Y

	qty.	inches	mm
A Flange Spindle Diameter		5.4	137.7
B Spindle Bolt Circle Diameter		4.5	113.3
C Brake Pilot Diameter		3.5	90.0
D Wheel Pilot Diameter		2.6	66.9
H Flange Offset		2.3	59.2
E Hub Pilot Diameter		--	--
F Hub Bolt Circle Diameter		3.6	90.2
Spindle Bolt	4		
Hub Bolt	4		
Spline Teeth	--		

**RW8236**

Buick: Rendezvous 2003-07



**Specifications**

Bearing Type: Generation 3  
ABS: N

	qty.	inches	mm
A Flange Spindle Diameter		5.7	145.5
B Spindle Bolt Circle Diameter		4.5	115.1
C Brake Pilot Diameter		2.8	70.6
D Wheel Pilot Diameter		2.8	70.1
H Flange Offset		1.7	42.2
E Hub Pilot Diameter		3.6	91.2
F Hub Bolt Circle Diameter		4.6	116.1
Spindle Bolt	5		
Hub Bolt	3		
Spline Teeth	--		

**RW8237**

GM 1997-05



**Specifications**

Bearing Type: Generation 3  
ABS: Y

	qty.	inches	mm
A Flange Spindle Diameter		5.9	150.4
B Spindle Bolt Circle Diameter		4.5	115.0
C Brake Pilot Diameter		2.8	70.6
D Wheel Pilot Diameter		2.8	70.6
H Flange Offset		2.8	70.6
E Hub Pilot Diameter		2.6	66.5
F Hub Bolt Circle Diameter		4.0	100.6
Spindle Bolt	5		
Hub Bolt	4		
Spline Teeth	--		

**RW8238**

Saturn 2000-05



**Specifications**

Bearing Type: Generation 3  
ABS: Y

	qty.	inches	mm
A Flange Spindle Diameter		5.5	140.0
B Spindle Bolt Circle Diameter		4.2	106.0
C Brake Pilot Diameter		2.6	65.5
D Wheel Pilot Diameter		2.6	65.0
H Flange Offset		3.1	78.0
E Hub Pilot Diameter		2.4	60.0
F Hub Bolt Circle Diameter		3.6	92.4
Spindle Bolt	5		
Hub Bolt	4		
Spline Teeth	--		

**RW8239**

Saturn 2000-05





**Specifications**

Bearing Type: Generation 3  
ABS: N

	qty.	inches	mm
A Flange Spindle Diameter		5.5	140.0
B Spindle Bolt Circle Diameter		5.5	140.0
C Brake Pilot Diameter		2.6	65.5
D Wheel Pilot Diameter		2.6	65.0
H Flange Offset		3.1	78.0
E Hub Pilot Diameter		2.4	59.9
F Hub Bolt Circle Diameter		3.6	92.4
Spindle Bolt	5		
Hub Bolt	4		
Spline Teeth	--		

**RW8240**

Honda: CR-V 1997-01




**Specifications**

Bearing Type: Generation 2  
ABS: N

	qty.	inches	mm
A Flange Spindle Diameter	--	--	--
B Spindle Bolt Circle Diameter	--	--	--
C Brake Pilot Diameter	--	--	--
D Wheel Pilot Diameter	--	--	--
H Flange Offset	--	--	--
E Hub Pilot Diameter	3.3	84.1	
F Hub Bolt Circle Diameter	--	--	--
Spindle Bolt	--		
Hub Bolt	3		
Spline Teeth	--		

**RW8241**

Suzuki: Aerio, Esteem, SX4 1995-09



**Specifications**

Bearing Type: Generation 2  
ABS: N

	qty.	inches	mm
A Flange Spindle Diameter	5.1	129.6	
B Spindle Bolt Circle Diameter	3.9	100.0	
C Brake Pilot Diameter	2.3	57.9	
D Wheel Pilot Diameter	2.1	53.9	
H Flange Offset	--	--	--
E Hub Pilot Diameter	2.5	63.0	
F Hub Bolt Circle Diameter	--	--	--
Spindle Bolt	4		
Hub Bolt	--		
Spline Teeth	--		

**RW8242**

Honda: Prelude 1992-96



**Specifications**

Bearing Type: Generation 2  
ABS: N

	qty.	inches	mm
A Flange Spindle Diameter	5.5	139.0	
B Spindle Bolt Circle Diameter	4.5	114.0	
C Brake Pilot Diameter	2.5	64.0	
D Wheel Pilot Diameter	2.5	63.0	
H Flange Offset	1.6	40.0	
E Hub Pilot Diameter	--	--	--
F Hub Bolt Circle Diameter	--	--	--
Spindle Bolt	4		
Hub Bolt	--		
Spline Teeth	--		

**RW8243**

Cadillac: SRX 2004-09



**Specifications**

Bearing Type: Generation 3  
ABS: Y

	qty.	inches	mm
A Flange Spindle Diameter	5.7	145.5	
B Spindle Bolt Circle Diameter	4.6	116.0	
C Brake Pilot Diameter	2.8	70.6	
D Wheel Pilot Diameter	2.8	70.1	
H Flange Offset	1.7	42.2	
E Hub Pilot Diameter	3.6	91.3	
F Hub Bolt Circle Diameter	4.6	116.0	
Spindle Bolt	6		
Hub Bolt	3		
Spline Teeth	30		

**RW8245**

Buick, Chevrolet, Pontiac 2004-09




**Specifications**

Bearing Type: Generation 3  
ABS: N

	qty.	inches	mm
A Flange Spindle Diameter		5.9	150.0
B Spindle Bolt Circle Diameter		4.5	115.0
C Brake Pilot Diameter		2.8	70.6
D Wheel Pilot Diameter		2.8	70.1
H Flange Offset		2.6	65.0
E Hub Pilot Diameter		2.8	71.7
F Hub Bolt Circle Diameter		4.0	100.5
Spindle Bolt	5		
Hub Bolt	4		
Spline Teeth	--		

**RW8246**

GM, Saturn 2005



**Specifications**

Bearing Type: Generation 3  
ABS: Y

	qty.	inches	mm
A Flange Spindle Diameter		5.7	145.5
B Spindle Bolt Circle Diameter		4.5	115.0
C Brake Pilot Diameter		2.8	70.6
D Wheel Pilot Diameter		2.8	70.1
H Flange Offset		1.7	42.1
E Hub Pilot Diameter		3.6	91.4
F Hub Bolt Circle Diameter		4.6	116.0
Spindle Bolt	5		
Hub Bolt	3		
Spline Teeth	--		

**RW8247**

Cobalt, G5, Ion, Pursuit 2003-09



**Specifications**

Bearing Type: Generation 3  
ABS: Y

	qty.	inches	mm
A Flange Spindle Diameter		5.5	140.0
B Spindle Bolt Circle Diameter		3.9	100.0
C Brake Pilot Diameter		2.3	57.5
D Wheel Pilot Diameter		2.2	55.9
H Flange Offset		3.1	78.4
E Hub Pilot Diameter		2.4	60.0
F Hub Bolt Circle Diameter		3.2	82.4
Spindle Bolt	4		
Hub Bolt	4		
Spline Teeth	--		

**RW8248**

Cobalt, G5, Ion, Pursuit 2003-09



**Specifications**

Bearing Type: Generation 3  
ABS: N

	qty.	inches	mm
A Flange Spindle Diameter		5.5	140.0
B Spindle Bolt Circle Diameter		3.9	100.0
C Brake Pilot Diameter		2.3	57.5
D Wheel Pilot Diameter		2.2	55.9
H Flange Offset		3.1	78.4
E Hub Pilot Diameter		2.4	60.0
F Hub Bolt Circle Diameter		3.2	80.9
Spindle Bolt	4		
Hub Bolt	4		
Spline Teeth	--		

**RW8249**

Cadillac: CTS 2004-07




**Specifications**

Bearing Type: Generation 3  
ABS: Y

	qty.	inches	mm
A Flange Spindle Diameter		5.7	145.5
B Spindle Bolt Circle Diameter		4.6	116.0
C Brake Pilot Diameter		2.8	70.6
D Wheel Pilot Diameter		2.8	70.1
H Flange Offset		1.7	42.2
E Hub Pilot Diameter		3.6	91.3
F Hub Bolt Circle Diameter		4.6	116.0
Spindle Bolt	5		
Hub Bolt	3		
Spline Teeth	--		

**RW8250**

Cobalt, HHR, Ion, Pursuit 2004-09



**Specifications**

Bearing Type: Generation 3  
ABS: Y

	qty.	inches	mm
A Flange Spindle Diameter		5.5	140.0
B Spindle Bolt Circle Diameter		4.3	110.0
C Brake Pilot Diameter		2.6	65.5
D Wheel Pilot Diameter		2.6	65.0
H Flange Offset		3.1	78.4
E Hub Pilot Diameter		2.4	60.0
F Hub Bolt Circle Diameter		3.2	80.9
Spindle Bolt	5		
Hub Bolt	4		
Spline Teeth	--		

**RW8251**

Kia: Sephia, Spectra 1994-01



**Specifications**

Bearing Type: Generation 2  
ABS: Y

	qty.	inches	mm
A Flange Spindle Diameter		4.8	122.0
B Spindle Bolt Circle Diameter		4.4	112.0
C Brake Pilot Diameter		2.3	57.5
D Wheel Pilot Diameter		2.3	57.5
H Flange Offset		--	--
E Hub Pilot Diameter		--	--
F Hub Bolt Circle Diameter		--	--
Spindle Bolt	4		
Hub Bolt	--		
Spline Teeth	--		

**RW8252**

Volvo: S40, V40 2000-04



**Specifications**

Bearing Type: Generation 2  
ABS: N

	qty.	inches	mm
A Flange Spindle Diameter		5.5	140.2
B Spindle Bolt Circle Diameter		3.1	79.9
C Brake Pilot Diameter		2.7	69.0
D Wheel Pilot Diameter		2.6	67.0
H Flange Offset		--	--
E Hub Pilot Diameter		2.7	69.8
F Hub Bolt Circle Diameter		--	--
Spindle Bolt	4		
Hub Bolt	--		
Spline Teeth	--		



**RW8253**

Volvo: S60, S80, V70, XC70 2001-09




**Specifications**

Bearing Type: Generation 3  
ABS: N

	qty.	inches	mm
A Flange Spindle Diameter		5.8	148.0
B Spindle Bolt Circle Diameter		3.9	99.6
C Brake Pilot Diameter		3.0	75.9
D Wheel Pilot Diameter		2.6	67.0
H Flange Offset		2.3	59.0
E Hub Pilot Diameter		2.6	66.0
F Hub Bolt Circle Diameter		3.9	100.1
Spindle Bolt	4		
Hub Bolt	4		
Spline Teeth	--		

**RW8254**

Volvo: 850, C70, S70 1993-04




**Specifications**

Bearing Type: Generation 2  
ABS: Y

	qty.	inches	mm
A Flange Spindle Diameter		5.3	135.7
B Spindle Bolt Circle Diameter		4.3	108.0
C Brake Pilot Diameter		2.7	68.0
D Wheel Pilot Diameter		2.6	65.0
H Flange Offset		1.0	25.0
E Hub Pilot Diameter		--	--
F Hub Bolt Circle Diameter		--	--
Spindle Bolt	5		
Hub Bolt	--		
Spline Teeth	--		

**RW8256**

Acura, Honda: Civic, CSX 2006-09




**Specifications**

Bearing Type: Generation 3  
ABS: Y

	qty.	inches	mm
A Flange Spindle Diameter		5.5	139.5
B Spindle Bolt Circle Diameter		4.5	114.3
C Brake Pilot Diameter		2.5	64.0
D Wheel Pilot Diameter		2.5	64.0
H Flange Offset		2.2	55.1
E Hub Pilot Diameter		2.8	70.0
F Hub Bolt Circle Diameter		3.9	100.0
Spindle Bolt	5		
Hub Bolt	4		
Spline Teeth	--		

**RW8257**

Honda: Civic 2006-09



**Specifications**

Bearing Type: Generation 3  
ABS: Y

	qty.	inches	mm
A Flange Spindle Diameter		5.5	139.5
B Spindle Bolt Circle Diameter		4.5	114.3
C Brake Pilot Diameter		2.5	64.0
D Wheel Pilot Diameter		2.5	64.0
H Flange Offset		2.2	55.1
E Hub Pilot Diameter		2.8	70.0
F Hub Bolt Circle Diameter		3.9	100.0
Spindle Bolt	5		
Hub Bolt	4		
Spline Teeth	--		

**RW8258**

Honda: Civic 2002-05



**Specifications**

Bearing Type: Generation 2  
ABS: Y

	qty.	inches	mm
A Flange Spindle Diameter		5.5	139.0
B Spindle Bolt Circle Diameter		3.9	100.0
C Brake Pilot Diameter		2.4	61.0
D Wheel Pilot Diameter		2.2	56.1
H Flange Offset		--	--
E Hub Pilot Diameter		--	--
F Hub Bolt Circle Diameter		--	--
Spindle Bolt	4		
Hub Bolt	--		
Spline Teeth	--		

**RW8259**

Acura, Honda: Civic, RSX 2002-06



**Specifications**

Bearing Type: Generation 2  
ABS: y

	qty.	inches	mm
A Flange Spindle Diameter		6.0	151.8
B Spindle Bolt Circle Diameter		4.3	110.0
C Brake Pilot Diameter		2.5	64.0
D Wheel Pilot Diameter		2.5	63.0
H Flange Offset		1.1	29.0
E Hub Pilot Diameter		--	--
F Hub Bolt Circle Diameter		--	--
Spindle Bolt	5		
Hub Bolt	--		
Spline Teeth	--		

**RW8260**

Honda: Element 2003-05




**Specifications**

Bearing Type: Generation 2  
ABS: N

	qty.	inches	mm
A Flange Spindle Diameter		--	--
B Spindle Bolt Circle Diameter		--	--
C Brake Pilot Diameter		--	--
D Wheel Pilot Diameter		--	--
H Flange Offset		--	--
E Hub Pilot Diameter		3.5	88.0
F Hub Bolt Circle Diameter		--	--
Spindle Bolt	--		
Hub Bolt	--		
Spline Teeth	--		

**RW8262**

Honda: Element 2003-09




**Specifications**

Bearing Type: Generation 2  
ABS: N

	qty.	inches	mm
A Flange Spindle Diameter		--	--
B Spindle Bolt Circle Diameter		--	--
C Brake Pilot Diameter		--	--
D Wheel Pilot Diameter		--	--
H Flange Offset		--	--
E Hub Pilot Diameter		3.5	88.0
F Hub Bolt Circle Diameter		--	--
Spindle Bolt	--		
Hub Bolt	--		
Spline Teeth	--		

**RW8263**

Honda: Element 2003-09



**Specifications**

Bearing Type: Generation 2  
ABS: N

	qty.	inches	mm
A Flange Spindle Diameter	--	--	--
B Spindle Bolt Circle Diameter	--	--	--
C Brake Pilot Diameter	--	--	--
D Wheel Pilot Diameter	--	--	--
H Flange Offset	--	--	--
E Hub Pilot Diameter	3.5	88.0	
F Hub Bolt Circle Diameter	--	--	--
Spindle Bolt	--		
Hub Bolt	--		
Spline Teeth	--		

**RW8264**

Honda: Insight 2000-06




**Specifications**

Bearing Type: Generation 2  
ABS: Y

	qty.	inches	mm
A Flange Spindle Diameter	5.3	133.8	
B Spindle Bolt Circle Diameter	3.9	100.0	
C Brake Pilot Diameter	2.4	61.0	
D Wheel Pilot Diameter	2.2	56.0	
H Flange Offset	--	--	--
E Hub Pilot Diameter	--	--	--
F Hub Bolt Circle Diameter	--	--	--
Spindle Bolt	4		
Hub Bolt	--		
Spline Teeth	--		

**RW8265**

Hyundai: Sonata 2006-09




**Specifications**

Bearing Type: Generation 3  
ABS: Y

	qty.	inches	mm
A Flange Spindle Diameter	5.8	148.0	
B Spindle Bolt Circle Diameter	4.5	114.0	
C Brake Pilot Diameter	3.0	76.0	
D Wheel Pilot Diameter	2.6	67.0	
H Flange Offset	1.3	32.0	
E Hub Pilot Diameter	2.9	73.0	
F Hub Bolt Circle Diameter	3.9	99.0	
Spindle Bolt	5		
Hub Bolt	4		
Spline Teeth	--		

**RW8266**

Hyundai: Sonata 2006-09



**Specifications**

Bearing Type: Generation 3  
ABS: N

	qty.	inches	mm
A Flange Spindle Diameter	5.8	148.0	
B Spindle Bolt Circle Diameter	4.5	114.0	
C Brake Pilot Diameter	3.0	76.0	
D Wheel Pilot Diameter	2.6	67.0	
H Flange Offset	1.4	36.0	
E Hub Pilot Diameter	2.9	73.0	
F Hub Bolt Circle Diameter	3.9	99.0	
Spindle Bolt	5		
Hub Bolt	4		
Spline Teeth	--		

**RW8267**

Sportage, Tucson 2005-09



**Specifications**

Bearing Type: Generation 2  
ABS: Y

	qty.	inches	mm
A Flange Spindle Diameter		5.5	139.0
B Spindle Bolt Circle Diameter		4.5	114.0
C Brake Pilot Diameter		3.0	76.0
D Wheel Pilot Diameter		2.6	67.0
H Flange Offset		1.3	32.0
E Hub Pilot Diameter		--	--
F Hub Bolt Circle Diameter		--	--
Spindle Bolt	5		
Hub Bolt	--		
Spline Teeth	--		

**RW8268**

Nissan: Quest 2004-09



**Specifications**

Bearing Type: Generation 3  
ABS: Y

	qty.	inches	mm
A Flange Spindle Diameter		5.8	148.0
B Spindle Bolt Circle Diameter		4.5	114.0
C Brake Pilot Diameter		2.7	68.0
D Wheel Pilot Diameter		2.6	66.0
H Flange Offset		2.7	69.0
E Hub Pilot Diameter		3.3	84.0
F Hub Bolt Circle Diameter		4.3	108.0
Spindle Bolt	5		
Hub Bolt	4		
Spline Teeth	--		

**RW8269**

Millenia, MPV, Protege 2000-06



**Specifications**

Bearing Type: Generation 2  
ABS: Y

	qty.	inches	mm
A Flange Spindle Diameter		5.5	140.0
B Spindle Bolt Circle Diameter		4.5	114.3
C Brake Pilot Diameter		2.8	72.0
D Wheel Pilot Diameter		2.6	67.0
H Flange Offset		--	--
E Hub Pilot Diameter		--	--
F Hub Bolt Circle Diameter		--	--
Spindle Bolt	5		
Hub Bolt	--		
Spline Teeth	--		

**RW8270**

Mazda: MPV 2000-06



**Specifications**

Bearing Type: Generation 2  
ABS: N

	qty.	inches	mm
A Flange Spindle Diameter		5.5	140.0
B Spindle Bolt Circle Diameter		4.4	112.0
C Brake Pilot Diameter		2.8	72.0
D Wheel Pilot Diameter		2.6	67.0
H Flange Offset		1.3	34.0
E Hub Pilot Diameter		3.1	78.0
F Hub Bolt Circle Diameter		--	--
Spindle Bolt	5		
Hub Bolt	--		
Spline Teeth	--		

**RW8271**

FoMoCo, Mazda 2003-09



**Specifications**

Bearing Type: Generation 2  
ABS: Y

	qty.	inches	mm
A Flange Spindle Diameter	5.5	140.0	
B Spindle Bolt Circle Diameter	4.5	114.3	
C Brake Pilot Diameter	2.8	72.0	
D Wheel Pilot Diameter	2.6	67.0	
H Flange Offset	--	--	
E Hub Pilot Diameter	--	--	
F Hub Bolt Circle Diameter	--	--	
Spindle Bolt	5		
Hub Bolt	--		
Spline Teeth	--		

**RW8272**

FoMoCo, Mazda 2003-09



**Specifications**

Bearing Type: Generation 2  
ABS: N

	qty.	inches	mm
A Flange Spindle Diameter	5.5	140.0	
B Spindle Bolt Circle Diameter	4.5	114.3	
C Brake Pilot Diameter	2.8	72.0	
D Wheel Pilot Diameter	2.6	66.9	
H Flange Offset	--	--	
E Hub Pilot Diameter	--	--	
F Hub Bolt Circle Diameter	--	--	
Spindle Bolt	5		
Hub Bolt	--		
Spline Teeth	--		

**RW8273**

Volvo: XC90 2003-09



**Specifications**

Bearing Type: Generation 3  
ABS: N

	qty.	inches	mm
A Flange Spindle Diameter	5.3	135.8	
B Spindle Bolt Circle Diameter	4.3	108.0	
C Brake Pilot Diameter	2.7	68.0	
D Wheel Pilot Diameter	2.6	67.0	
H Flange Offset	1.5	38.0	
E Hub Pilot Diameter	3.4	87.5	
F Hub Bolt Circle Diameter	4.4	112.0	
Spindle Bolt	5		
Hub Bolt	4		
Spline Teeth	36		

**RW8274**

Eclipse, Galant 2004-09



*\* New Product for 2010 Hub and Wheel Bearing Catalog*

**Specifications**

Bearing Type: Generation 3  
ABS: Y

	qty.	inches	mm
A Flange Spindle Diameter	5.4	138.0	
B Spindle Bolt Circle Diameter	4.5	114.0	
C Brake Pilot Diameter	2.8	70.2	
D Wheel Pilot Diameter	2.6	66.9	
H Flange Offset	2.3	59.0	
E Hub Pilot Diameter	2.6	66.0	
F Hub Bolt Circle Diameter	3.5	89.5	
Spindle Bolt	5		
Hub Bolt	4		
Spline Teeth	--		

**RW8275**

Eclipse, Galant 2004-09

*\* New Product for 2010 Hub and Wheel Bearing Catalog*



**Specifications**

Bearing Type: Generation 3  
ABS: N

	qty.	inches	mm
A Flange Spindle Diameter		5.4	137.8
B Spindle Bolt Circle Diameter		4.5	114.0
C Brake Pilot Diameter		2.7	69.0
D Wheel Pilot Diameter		2.6	67.2
H Flange Offset		2.3	58.9
E Hub Pilot Diameter		2.6	65.8
F Hub Bolt Circle Diameter		--	--
Spindle Bolt	5		
Hub Bolt	4		
Spline Teeth	--		

**RW8276**

Mitsubishi: Lancer 2002-07

*\* New Product for 2010 Hub and Wheel Bearing Catalog*



**Specifications**

Bearing Type: Generation 3  
ABS: Y

	qty.	inches	mm
A Flange Spindle Diameter		4.8	123.1
B Spindle Bolt Circle Diameter		3.9	100.0
C Brake Pilot Diameter		2.6	65.0
D Wheel Pilot Diameter		2.2	55.8
H Flange Offset		2.2	57.1
E Hub Pilot Diameter		2.7	69.0
F Hub Bolt Circle Diameter		--	--
Spindle Bolt	4		
Hub Bolt	--		
Spline Teeth	--		

**RW8277**

Mitsubishi: Lancer 2002-07

*\* New Product for 2010 Hub and Wheel Bearing Catalog*



**Specifications**

Bearing Type: Generation 3  
ABS: Y

	qty.	inches	mm
A Flange Spindle Diameter		5.4	138.1
B Spindle Bolt Circle Diameter		4.5	114.0
C Brake Pilot Diameter		3.6	91.1
D Wheel Pilot Diameter		2.6	66.2
H Flange Offset		--	--
E Hub Pilot Diameter		2.7	69.0
F Hub Bolt Circle Diameter		--	--
Spindle Bolt	4		
Hub Bolt	--		
Spline Teeth	--		

**RW8280**

Toyota: Sienna 2004-09

*\* New Product for 2010 Hub and Wheel Bearing Catalog*




**Specifications**

Bearing Type: Generation 3  
ABS: Y

	qty.	inches	mm
A Flange Spindle Diameter		6.0	151.7
B Spindle Bolt Circle Diameter		4.5	114.0
C Brake Pilot Diameter		2.4	62.0
D Wheel Pilot Diameter		2.4	60.0
H Flange Offset		2.7	69.0
E Hub Pilot Diameter		3.3	83.8
F Hub Bolt Circle Diameter		--	--
Spindle Bolt	5		
Hub Bolt	4		
Spline Teeth	--		

**RW8281**

Toyota: Sienna 2004-09



**Specifications**

Bearing Type: Generation 3  
ABS: N

	qty.	inches	mm
A Flange Spindle Diameter		6.0	152.0
B Spindle Bolt Circle Diameter		4.5	114.0
C Brake Pilot Diameter		2.4	62.0
D Wheel Pilot Diameter		2.4	60.0
H Flange Offset		1.6	40.0
E Hub Pilot Diameter		3.3	84.0
F Hub Bolt Circle Diameter		4.1	105.0
Spindle Bolt	5		
Hub Bolt	4		
Spline Teeth	26		

**RW8282**

Highlander, RX350, RX400h 2004-09

*\* New Product for 2010 Hub and Wheel Bearing Catalog*



**Specifications**

Bearing Type: Generation 3  
ABS: Y

	qty.	inches	mm
A Flange Spindle Diameter		6.0	151.8
B Spindle Bolt Circle Diameter		4.5	114.0
C Brake Pilot Diameter		2.4	62.0
D Wheel Pilot Diameter		2.4	60.0
H Flange Offset		2.8	72.0
E Hub Pilot Diameter		3.3	83.8
F Hub Bolt Circle Diameter		--	--
Spindle Bolt	5		
Hub Bolt	4		
Spline Teeth	--		

**RW8283**

Highlander, RX350, RX400h 2004-09

*\* New Product for 2010 Hub and Wheel Bearing Catalog*




**Specifications**

Bearing Type: Generation 3  
ABS: Y

	qty.	inches	mm
A Flange Spindle Diameter		6.0	151.8
B Spindle Bolt Circle Diameter		4.5	114.0
C Brake Pilot Diameter		2.4	62.0
D Wheel Pilot Diameter		2.4	60.0
H Flange Offset		2.8	72.1
E Hub Pilot Diameter		3.3	83.8
F Hub Bolt Circle Diameter		--	--
Spindle Bolt	5		
Hub Bolt	4		
Spline Teeth	--		

**RW8284**

Lexus, Toyota 2004-09



**Specifications**

Bearing Type: Generation 3  
ABS: N

	qty.	inches	mm
A Flange Spindle Diameter		6.0	152.0
B Spindle Bolt Circle Diameter		4.5	114.3
C Brake Pilot Diameter		2.4	62.0
D Wheel Pilot Diameter		2.4	60.0
H Flange Offset		2.8	72.0
E Hub Pilot Diameter		3.3	84.0
F Hub Bolt Circle Diameter		4.3	110.0
Spindle Bolt	5		
Hub Bolt	4		
Spline Teeth	26		

**RW8286**

Kia: Amanti 2004-06



**Specifications**

Bearing Type: Generation 3  
ABS: Y

	qty.	inches	mm
A Flange Spindle Diameter		5.8	148.0
B Spindle Bolt Circle Diameter		4.5	114.3
C Brake Pilot Diameter		3.0	76.0
D Wheel Pilot Diameter		2.6	66.9
H Flange Offset		2.5	64.1
E Hub Pilot Diameter		2.8	72.0
F Hub Bolt Circle Diameter		3.9	100.0
Spindle Bolt	5		
Hub Bolt	4		
Spline Teeth	--		

**RW8287**

Aura, G6, Malibu 2004-09



**Specifications**

Bearing Type: Generation 3  
ABS: N

	qty.	inches	mm
A Flange Spindle Diameter		5.5	140.0
B Spindle Bolt Circle Diameter		4.3	110.0
C Brake Pilot Diameter		2.6	65.4
D Wheel Pilot Diameter		2.6	65.0
H Flange Offset		3.1	78.5
E Hub Pilot Diameter		2.4	60.0
F Hub Bolt Circle Diameter		3.2	80.9
Spindle Bolt	4		
Hub Bolt	5		
Spline Teeth	--		

**RW8288**

Chrysler: Pacifica 2004-06




**Specifications**

Bearing Type: Generation 3  
ABS: Y

	qty.	inches	mm
A Flange Spindle Diameter		6.6	167.4
B Spindle Bolt Circle Diameter		4.9	124.5
C Brake Pilot Diameter		3.3	84.6
D Wheel Pilot Diameter		2.8	71.4
H Flange Offset		1.9	49.3
E Hub Pilot Diameter		3.3	85.0
F Hub Bolt Circle Diameter		4.0	100.8
Spindle Bolt	5		
Hub Bolt	4		
Spline Teeth	26		

**RW8289**

Mitsubishi: Endeavor 2004-08



**Specifications**


Bearing Type: Generation 3  
ABS: Y

	qty.	inches	mm
A Flange Spindle Diameter		5.4	138.0
B Spindle Bolt Circle Diameter		4.5	114.0
C Brake Pilot Diameter		2.7	69.0
D Wheel Pilot Diameter		2.6	67.0
H Flange Offset		1.4	36.0
E Hub Pilot Diameter		3.5	88.0
F Hub Bolt Circle Diameter		4.4	112.0
Spindle Bolt	5		
Hub Bolt	4		
Spline Teeth	--		



**RW8290**

Mitsubishi: Endeavor 2004-08




**Specifications**

Bearing Type: Generation 3  
ABS: N

	qty.	inches	mm
A Flange Spindle Diameter		5.4	138.0
B Spindle Bolt Circle Diameter		4.3	110.0
C Brake Pilot Diameter		2.7	69.0
D Wheel Pilot Diameter		2.6	67.0
H Flange Offset		1.4	36.0
E Hub Pilot Diameter		3.5	88.0
F Hub Bolt Circle Diameter		4.4	112.0
Spindle Bolt	5		
Hub Bolt	4		
Spline Teeth	--		

**RW8291**

Mitsubishi: Endeavor 2004-08



**Specifications**

Bearing Type: Generation 3  
ABS: N

	qty.	inches	mm
A Flange Spindle Diameter		5.4	138.0
B Spindle Bolt Circle Diameter		4.5	114.3
C Brake Pilot Diameter		2.7	69.0
D Wheel Pilot Diameter		2.6	67.0
H Flange Offset		2.3	59.3
E Hub Pilot Diameter		3.5	88.0
F Hub Bolt Circle Diameter		4.4	112.1
Spindle Bolt	5		
Hub Bolt	4		
Spline Teeth	25		

**RW8292**

Nissan: Maxima 2004-08



**Specifications**

Bearing Type: Generation 3  
ABS: Y

	qty.	inches	mm
A Flange Spindle Diameter		5.8	148.0
B Spindle Bolt Circle Diameter		4.5	114.3
C Brake Pilot Diameter		2.7	68.0
D Wheel Pilot Diameter		2.6	66.0
H Flange Offset		2.7	69.1
E Hub Pilot Diameter		3.3	84.0
F Hub Bolt Circle Diameter		4.2	107.4
Spindle Bolt	5		
Hub Bolt	4		
Spline Teeth	--		

**RW8293**

Subaru: Legacy, Outback 2005-09



**Specifications**

Bearing Type: Generation 3  
ABS: N

	qty.	inches	mm
A Flange Spindle Diameter		--	--
B Spindle Bolt Circle Diameter		--	--
C Brake Pilot Diameter		--	--
D Wheel Pilot Diameter		--	--
H Flange Offset		--	--
E Hub Pilot Diameter		--	--
F Hub Bolt Circle Diameter		--	--
Spindle Bolt	--		
Hub Bolt	--		
Spline Teeth	--		

BUYERS GUIDE - Gen. 2 & 3

**RW8294**

Toyota: Tacoma 2005-09

*\* New Product for 2010 Hub and Wheel Bearing Catalog*



**Specifications**

Bearing Type: Generation 2  
ABS: N

	qty.	inches	mm
A Flange Spindle Diameter	--	--	--
B Spindle Bolt Circle Diameter	--	--	--
C Brake Pilot Diameter	--	--	--
D Wheel Pilot Diameter	--	--	--
H Flange Offset	--	--	--
E Hub Pilot Diameter	4.1	104.8	
F Hub Bolt Circle Diameter	4.9	125.0	
Spindle Bolt	--		
Hub Bolt	4		
Spline Teeth	--		

**RW8295**

Toyota: Tacoma 2005-09

*\* New Product for 2010 Hub and Wheel Bearing Catalog*



**Specifications**

Bearing Type: Generation 2  
ABS: N

	qty.	inches	mm
A Flange Spindle Diameter	--	--	--
B Spindle Bolt Circle Diameter	--	--	--
C Brake Pilot Diameter	--	--	--
D Wheel Pilot Diameter	--	--	--
H Flange Offset	--	--	--
E Hub Pilot Diameter	4.1	104.8	
F Hub Bolt Circle Diameter	4.9	125.0	
Spindle Bolt	--		
Hub Bolt	4		
Spline Teeth	--		

**RW8297**

Sable, Taurus 2004-07



**Specifications**

Bearing Type: Generation 2  
ABS: Y

	qty.	inches	mm
A Flange Spindle Diameter	5.5	139.0	
B Spindle Bolt Circle Diameter	4.3	108.0	
C Brake Pilot Diameter	2.5	64.4	
D Wheel Pilot Diameter	2.5	63.2	
H Flange Offset	2.1	54.6	
E Hub Pilot Diameter	--	--	
F Hub Bolt Circle Diameter	--	--	
Spindle Bolt	5		
Hub Bolt	--		
Spline Teeth	--		

**RW8299**

Ford, Mercury 2005-09



**Specifications**

Bearing Type: Generation 3  
ABS: N

	qty.	inches	mm
A Flange Spindle Diameter	5.7	146.0	
B Spindle Bolt Circle Diameter	4.3	110.0	
C Brake Pilot Diameter	2.7	68.0	
D Wheel Pilot Diameter	2.5	63.2	
H Flange Offset	1.4	36.0	
E Hub Pilot Diameter	3.4	87.0	
F Hub Bolt Circle Diameter	4.4	112.0	
Spindle Bolt	5		
Hub Bolt	4		
Spline Teeth	--		

**RW8300**

Ford, Mercury 2005-09



**Specifications**

Bearing Type: Generation 3  
ABS: Y

	qty.	inches	mm
A Flange Spindle Diameter		5.7	146.0
B Spindle Bolt Circle Diameter		4.5	114.3
C Brake Pilot Diameter		2.7	68.0
D Wheel Pilot Diameter		2.5	63.2
H Flange Offset		2.3	58.9
E Hub Pilot Diameter		--	--
F Hub Bolt Circle Diameter		4.4	113.0
Spindle Bolt	5		
Hub Bolt	4		
Spline Teeth	38		

**RW8301**

Chrysler, Dodge 2005-09



**Specifications**

Bearing Type: Generation 3  
ABS: N

	qty.	inches	mm
A Flange Spindle Diameter		5.9	149.8
B Spindle Bolt Circle Diameter		4.5	114.6
C Brake Pilot Diameter		2.9	72.4
D Wheel Pilot Diameter		2.8	71.5
H Flange Offset		2.4	60.7
E Hub Pilot Diameter		3.6	90.4
F Hub Bolt Circle Diameter		4.4	110.7
Spindle Bolt	5		
Hub Bolt	4		
Spline Teeth	27		

**RW8303**

Nissan: Sentra 2000-06



**Specifications**

Bearing Type: Generation 3  
ABS: N

	qty.	inches	mm
A Flange Spindle Diameter		5.8	147.7
B Spindle Bolt Circle Diameter		--	--
C Brake Pilot Diameter		2.7	68.6
D Wheel Pilot Diameter		2.6	66.0
H Flange Offset		2.1	53.0
E Hub Pilot Diameter		2.5	63.2
F Hub Bolt Circle Diameter		--	--
Spindle Bolt	--		
Hub Bolt	--		
Spline Teeth	--		

**RW8304**

Mini: Cooper 2002-09



**Specifications**

Bearing Type: Generation 3  
ABS: N

	qty.	inches	mm
A Flange Spindle Diameter		5.4	137.0
B Spindle Bolt Circle Diameter		3.9	100.0
C Brake Pilot Diameter		2.5	64.0
D Wheel Pilot Diameter		2.2	56.0
H Flange Offset		1.3	32.0
E Hub Pilot Diameter		2.9	74.0
F Hub Bolt Circle Diameter		3.7	93.0
Spindle Bolt	4		
Hub Bolt	4		
Spline Teeth	--		

BUYERS GUIDE - Gen. 2 & 3

**RW8305**

Audi, Volkswagen 2000-04

*\* New Product for 2010 Hub and Wheel Bearing Catalog*



**Specifications**

Bearing Type: Generation 3  
ABS: N

	qty.	inches	mm
A Flange Spindle Diameter	4.5	113.1	
B Spindle Bolt Circle Diameter	--	--	
C Brake Pilot Diameter	3.3	85.0	
D Wheel Pilot Diameter	3.2	82.0	
H Flange Offset	1.2	31.2	
E Hub Pilot Diameter	3.3	84.5	
F Hub Bolt Circle Diameter	--	--	
Spindle Bolt	--		
Hub Bolt	4		
Spline Teeth	--		

**RW8306**

Jaguar: X-Type 2002-08

*\* New Product for 2010 Hub and Wheel Bearing Catalog*



**Specifications**

Bearing Type: Generation 3  
ABS: N

	qty.	inches	mm
A Flange Spindle Diameter	4.9	125.5	
B Spindle Bolt Circle Diameter	3.9	100.0	
C Brake Pilot Diameter	2.3	57.8	
D Wheel Pilot Diameter	2.2	56.0	
H Flange Offset	2.5	62.5	
E Hub Pilot Diameter	2.5	63.0	
F Hub Bolt Circle Diameter	--	--	
Spindle Bolt	5		
Hub Bolt	--		
Spline Teeth	--		

**RW8307**

Saab: 9-3 2003-09



**Specifications**

Bearing Type: Generation 3  
ABS: Y

	qty.	inches	mm
A Flange Spindle Diameter	5.5	140.0	
B Spindle Bolt Circle Diameter	4.4	112.0	
C Brake Pilot Diameter	2.6	66.0	
D Wheel Pilot Diameter	2.6	65.0	
H Flange Offset	1.6	40.0	
E Hub Pilot Diameter	2.8	70.0	
F Hub Bolt Circle Diameter	3.6	92.0	
Spindle Bolt	5		
Hub Bolt	4		
Spline Teeth	--		

**RW8308**

GM, Saturn 2006-09

*\* New Product for 2010 Hub and Wheel Bearing Catalog*



**Specifications**

Bearing Type: Generation 3  
ABS: Y

	qty.	inches	mm
A Flange Spindle Diameter	5.9	150.0	
B Spindle Bolt Circle Diameter	4.6	116.0	
C Brake Pilot Diameter	2.8	70.3	
D Wheel Pilot Diameter	2.8	70.0	
H Flange Offset	1.5	38.0	
E Hub Pilot Diameter	2.8	71.8	
F Hub Bolt Circle Diameter	3.9	100.0	
Spindle Bolt	6		
Hub Bolt	4		
Spline Teeth	--		

**RW8309**

GM, Saturn 2001-09

*\* New Product for 2010 Hub and Wheel Bearing Catalog*



**Specifications**

Bearing Type: Generation 3  
ABS: Y

	qty.	inches	mm
A Flange Spindle Diameter		5.7	145.5
B Spindle Bolt Circle Diameter		4.5	115.0
C Brake Pilot Diameter		2.8	70.5
D Wheel Pilot Diameter		2.8	70.0
H Flange Offset		1.7	42.0
E Hub Pilot Diameter		3.6	91.3
F Hub Bolt Circle Diameter		4.5	115.0
Spindle Bolt	6		
Hub Bolt	3		
Spline Teeth	--		

**RW8310**

Avalon, Camry, Solara 1992-04



**Specifications**

Bearing Type: Generation 3  
ABS: Y

	qty.	inches	mm
A Flange Spindle Diameter		6.0	151.9
B Spindle Bolt Circle Diameter		4.5	115.0
C Brake Pilot Diameter		3.5	90.0
D Wheel Pilot Diameter		2.4	62.0
H Flange Offset		2.9	74.7
E Hub Pilot Diameter		3.9	99.0
F Hub Bolt Circle Diameter		3.9	99.0
Spindle Bolt	5		
Hub Bolt	4		
Spline Teeth	--		

**RW8311**

Toyota: Avalon, Solara 1999-04



**Specifications**

Bearing Type: Generation 3  
ABS: N

	qty.	inches	mm
A Flange Spindle Diameter		6.0	151.9
B Spindle Bolt Circle Diameter		4.5	115.0
C Brake Pilot Diameter		2.4	60.0
D Wheel Pilot Diameter		2.4	61.9
H Flange Offset		2.9	74.7
E Hub Pilot Diameter		3.9	99.0
F Hub Bolt Circle Diameter		3.9	99.0
Spindle Bolt	5		
Hub Bolt	4		
Spline Teeth	--		

**RW8312**

Freestar, Monterey 2004-07



**Specifications**

Bearing Type: Generation 3  
ABS: Y

	qty.	inches	mm
A Flange Spindle Diameter		6.1	156.0
B Spindle Bolt Circle Diameter		4.5	114.3
C Brake Pilot Diameter		2.5	64.4
D Wheel Pilot Diameter		2.5	63.3
H Flange Offset		2.4	61.5
E Hub Pilot Diameter		2.9	74.0
F Hub Bolt Circle Diameter		4.2	107.5
Spindle Bolt	5		
Hub Bolt	4		
Spline Teeth	--		

**RW8313**

Freestar, Monterey 2004-07



**Specifications**

Bearing Type: Generation 3  
ABS: Y

	qty.	inches	mm
A Flange Spindle Diameter		6.1	156.2
B Spindle Bolt Circle Diameter		4.5	114.3
C Brake Pilot Diameter		2.5	64.6
D Wheel Pilot Diameter		2.5	63.3
H Flange Offset		2.4	61.1
E Hub Pilot Diameter		2.9	74.0
F Hub Bolt Circle Diameter		4.2	107.6
Spindle Bolt	5		
Hub Bolt	4		
Spline Teeth	--		

**RW8314**

DTS, Lucerne 2006-09

*\* New Product for 2010 Hub and Wheel Bearing Catalog*



**Specifications**

Bearing Type: Generation 3  
ABS: Y

	qty.	inches	mm
A Flange Spindle Diameter		5.9	151.0
B Spindle Bolt Circle Diameter		4.5	114.0
C Brake Pilot Diameter		2.8	70.5
D Wheel Pilot Diameter		2.8	70.0
H Flange Offset		1.6	40.0
E Hub Pilot Diameter		2.8	71.5
F Hub Bolt Circle Diameter		3.9	100.0
Spindle Bolt	5		
Hub Bolt	4		
Spline Teeth	--		

**RW8315**

Chevrolet: HHR 2006-09

*\* New Product for 2010 Hub and Wheel Bearing Catalog*



**Specifications**

Bearing Type: Generation 3  
ABS: N

	qty.	inches	mm
A Flange Spindle Diameter		5.5	140.0
B Spindle Bolt Circle Diameter		4.4	111.0
C Brake Pilot Diameter		2.6	66.0
D Wheel Pilot Diameter		2.6	65.0
H Flange Offset		1.9	48.0
E Hub Pilot Diameter		2.4	60.0
F Hub Bolt Circle Diameter		3.3	83.0
Spindle Bolt	5		
Hub Bolt	4		
Spline Teeth	--		

**RW8316**

Chevrolet, Suzuki 2004-08

*\* New Product for 2010 Hub and Wheel Bearing Catalog*



**Specifications**

Bearing Type: Generation 3  
ABS: Y

	qty.	inches	mm
A Flange Spindle Diameter		5.5	139.5
B Spindle Bolt Circle Diameter		4.5	114.0
C Brake Pilot Diameter		2.4	60.0
D Wheel Pilot Diameter		2.2	56.5
H Flange Offset		1.6	40.0
E Hub Pilot Diameter		2.6	66.0
F Hub Bolt Circle Diameter		3.4	86.0
Spindle Bolt	4		
Hub Bolt	4		
Spline Teeth	--		

**RW8317**

Chevrolet, Suzuki 2004-08

*\* New Product for 2010 Hub and Wheel Bearing Catalog*



**Specifications**

Bearing Type: Generation 3  
ABS: N

	qty.	inches	mm
A Flange Spindle Diameter		5.5	139.5
B Spindle Bolt Circle Diameter		4.5	114.0
C Brake Pilot Diameter		2.4	60.0
D Wheel Pilot Diameter		2.2	56.5
H Flange Offset		1.5	37.0
E Hub Pilot Diameter		2.6	66.0
F Hub Bolt Circle Diameter		3.4	86.0
Spindle Bolt	4		
Hub Bolt	4		
Spline Teeth	--		

**RW8319**

Audi, Volkswagen 2005-09



**Specifications**


Bearing Type: Generation 2  
ABS: Y

	qty.	inches	mm
A Flange Spindle Diameter		5.4	136.9
B Spindle Bolt Circle Diameter		4.4	112.0
C Brake Pilot Diameter		2.6	65.0
D Wheel Pilot Diameter		2.2	57.0
H Flange Offset		1.1	27.1
E Hub Pilot Diameter		3.1	80.0
F Hub Bolt Circle Diameter		--	--
Spindle Bolt	5		
Hub Bolt	--		
Spline Teeth	--		

**RW8320**

Honda: Odyssey 2005-09

*\* New Product for 2010 Hub and Wheel Bearing Catalog*



**Specifications**


Bearing Type: Generation 3  
ABS: N

	qty.	inches	mm
A Flange Spindle Diameter		6.3	160.0
B Spindle Bolt Circle Diameter		4.6	117.0
C Brake Pilot Diameter		2.8	70.0
D Wheel Pilot Diameter		2.5	64.0
H Flange Offset		1.7	44.0
E Hub Pilot Diameter		3.1	79.0
F Hub Bolt Circle Diameter		4.4	112.0
Spindle Bolt	5		
Hub Bolt	4		
Spline Teeth	--		

**RW8321**

Acura: RL, TL 2005-09

*\* New Product for 2010 Hub and Wheel Bearing Catalog*



**Specifications**

Bearing Type: Generation 3  
ABS: N

	qty.	inches	mm
A Flange Spindle Diameter		6.0	152.0
B Spindle Bolt Circle Diameter		4.7	119.0
C Brake Pilot Diameter		2.8	70.0
D Wheel Pilot Diameter		2.5	64.0
H Flange Offset		1.8	46.0
E Hub Pilot Diameter		3.2	81.5
F Hub Bolt Circle Diameter		4.3	109.0
Spindle Bolt	5		
Hub Bolt	4		
Spline Teeth	--		

**RW8323**

Honda: Fit 2007-09

*\* New Product for 2010 Hub and Wheel Bearing Catalog*



**Specifications**

Bearing Type: Generation 2  
ABS: N

	qty.	inches	mm
A Flange Spindle Diameter		5.5	139.0
B Spindle Bolt Circle Diameter		3.9	100.0
C Brake Pilot Diameter		2.4	61.0
D Wheel Pilot Diameter		2.2	55.8
H Flange Offset		1.2	30.0
E Hub Pilot Diameter		2.7	69.8
F Hub Bolt Circle Diameter		--	--
Spindle Bolt	4		
Hub Bolt	--		
Spline Teeth	--		

**RW8324**

Accent, Rio, Rio5 2006-09

*\* New Product for 2010 Hub and Wheel Bearing Catalog*



**Specifications**

Bearing Type: Generation 3  
ABS: Y

	qty.	inches	mm
A Flange Spindle Diameter		5.5	140.0
B Spindle Bolt Circle Diameter		3.9	100.0
C Brake Pilot Diameter		2.4	62.2
D Wheel Pilot Diameter		2.1	54.0
H Flange Offset		1.5	38.0
E Hub Pilot Diameter		2.6	67.0
F Hub Bolt Circle Diameter		3.6	92.0
Spindle Bolt	4		
Hub Bolt	4		
Spline Teeth	--		

**RW8325**

Accent, Rio, Rio5 2006-09

*\* New Product for 2010 Hub and Wheel Bearing Catalog*



**Specifications**

Bearing Type: Generation 3  
ABS: N

	qty.	inches	mm
A Flange Spindle Diameter		5.5	140.0
B Spindle Bolt Circle Diameter		3.9	100.0
C Brake Pilot Diameter		2.5	62.7
D Wheel Pilot Diameter		2.1	53.9
H Flange Offset		2.3	58.0
E Hub Pilot Diameter		2.6	66.9
F Hub Bolt Circle Diameter		3.6	91.9
Spindle Bolt	4		
Hub Bolt	4		
Spline Teeth	--		

**RW8327**

Acura, Honda: Accord, TSX 2004-08

*\* New Product for 2010 Hub and Wheel Bearing Catalog*



**Specifications**

Bearing Type: Generation 3  
ABS: N

	qty.	inches	mm
A Flange Spindle Diameter		5.5	139.5
B Spindle Bolt Circle Diameter		4.4	113.0
C Brake Pilot Diameter		2.5	64.0
D Wheel Pilot Diameter		2.5	64.0
H Flange Offset		1.7	42.0
E Hub Pilot Diameter		2.9	74.0
F Hub Bolt Circle Diameter		3.9	100.0
Spindle Bolt	5		
Hub Bolt	4		
Spline Teeth	--		



**RW8328**

B9 Tribeca, Tribeca 2006-09

*\* New Product for 2010 Hub and Wheel Bearing Catalog*



**Specifications**

Bearing Type: Generation 2  
ABS: Y

	qty.	inches	mm
A Flange Spindle Diameter		5.5	139.0
B Spindle Bolt Circle Diameter		3.9	100.0
C Brake Pilot Diameter		2.4	61.0
D Wheel Pilot Diameter		2.2	56.0
H Flange Offset		1.0	25.0
E Hub Pilot Diameter		--	--
F Hub Bolt Circle Diameter		--	--
Spindle Bolt	4		
Hub Bolt	--		
Spline Teeth	--		

**RW8329**

Scion, Toyota: Celica, TC 2000-09

*\* New Product for 2010 Hub and Wheel Bearing Catalog*



**Specifications**

Bearing Type: Generation 3  
ABS: y

	qty.	inches	mm
A Flange Spindle Diameter		5.3	135.0
B Spindle Bolt Circle Diameter		3.9	100.0
C Brake Pilot Diameter		2.2	55.0
D Wheel Pilot Diameter		2.1	54.0
H Flange Offset		1.5	38.0
E Hub Pilot Diameter		2.9	74.0
F Hub Bolt Circle Diameter		3.7	94.0
Spindle Bolt	5		
Hub Bolt	4		
Spline Teeth	--		

**RW8330**

Chrysler: Pacifica 2007-08

*\* New Product for 2010 Hub and Wheel Bearing Catalog*



**Specifications**

Bearing Type: Generation 3  
ABS: Y

	qty.	inches	mm
A Flange Spindle Diameter		6.6	168.0
B Spindle Bolt Circle Diameter		5.0	126.0
C Brake Pilot Diameter		3.2	82.0
D Wheel Pilot Diameter		2.8	71.3
H Flange Offset		1.7	42.0
E Hub Pilot Diameter		3.3	85.0
F Hub Bolt Circle Diameter		4.3	109.0
Spindle Bolt	5		
Hub Bolt	4		
Spline Teeth	32		

**RW8332**

Chrysler, Dodge, Jeep 2007-09

*\* New Product for 2010 Hub and Wheel Bearing Catalog*



**Specifications**

Bearing Type: Generation 3  
ABS: Y

	qty.	inches	mm
A Flange Spindle Diameter		5.5	140.5
B Spindle Bolt Circle Diameter		4.4	112.0
C Brake Pilot Diameter		3.1	80.0
D Wheel Pilot Diameter		2.6	67.0
H Flange Offset		1.7	43.0
E Hub Pilot Diameter		2.9	74.0
F Hub Bolt Circle Diameter		4.0	102.0
Spindle Bolt	5		
Hub Bolt	4		
Spline Teeth	--		

BUYERS GUIDE - Gen. 2 & 3

**RW8333**

Caliber, Compass, Patriot 2007-09

*\* New Product for 2010 Hub and Wheel Bearing Catalog*



**Specifications**

Bearing Type: Generation 3  
ABS: Y

	qty.	inches	mm
A Flange Spindle Diameter	5.5	140.5	
B Spindle Bolt Circle Diameter	4.4	112.0	
C Brake Pilot Diameter	3.1	80.0	
D Wheel Pilot Diameter	2.6	67.0	
H Flange Offset	1.7	43.0	
E Hub Pilot Diameter	2.9	74.0	
F Hub Bolt Circle Diameter	4.0	102.0	
Spindle Bolt	5		
Hub Bolt	4		
Spline Teeth	25		

**RW8335**

CX-9, Edge, MKX 2007-09

*\* New Product for 2010 Hub and Wheel Bearing Catalog*



**Specifications**

Bearing Type: Generation 3  
ABS: N

	qty.	inches	mm
A Flange Spindle Diameter	5.5	139.6	
B Spindle Bolt Circle Diameter	4.5	114.0	
C Brake Pilot Diameter	2.8	71.5	
D Wheel Pilot Diameter	2.8	70.4	
H Flange Offset	2.5	62.9	
E Hub Pilot Diameter	3.1	78.0	
F Hub Bolt Circle Diameter	--	--	
Spindle Bolt	5		
Hub Bolt	4		
Spline Teeth	--		

**RW8337**

Lexus 2006-09

*\* New Product for 2010 Hub and Wheel Bearing Catalog*



**Specifications**

Bearing Type: Generation 3  
ABS: N

	qty.	inches	mm
A Flange Spindle Diameter	6.1	154.0	
B Spindle Bolt Circle Diameter	4.5	114.0	
C Brake Pilot Diameter	2.4	62.0	
D Wheel Pilot Diameter	2.4	60.0	
H Flange Offset	2.0	50.0	
E Hub Pilot Diameter	3.3	84.0	
F Hub Bolt Circle Diameter	4.3	110.0	
Spindle Bolt	5		
Hub Bolt	4		
Spline Teeth	30		

**RW8339**

Lancer, Outlander 2002-06

*\* New Product for 2010 Hub and Wheel Bearing Catalog*



**Specifications**


Bearing Type: Generation 2  
ABS: Y

	qty.	inches	mm
A Flange Spindle Diameter	5.4	138.0	
B Spindle Bolt Circle Diameter	4.5	114.0	
C Brake Pilot Diameter	3.5	90.0	
D Wheel Pilot Diameter	2.6	67.0	
H Flange Offset	1.3	34.0	
E Hub Pilot Diameter	2.6	66.0	
F Hub Bolt Circle Diameter	--	--	
Spindle Bolt	5		
Hub Bolt	--		
Spline Teeth	--		

**RW8340**

Hyundai: Elantra 2007-09

*\* New Product for 2010 Hub and Wheel Bearing Catalog*



**Specifications**


Bearing Type: Generation 3  
ABS: Y

	qty.	inches	mm
A Flange Spindle Diameter		5.8	148.0
B Spindle Bolt Circle Diameter		4.5	114.0
C Brake Pilot Diameter		3.0	76.0
D Wheel Pilot Diameter		2.6	67.0
H Flange Offset		1.6	40.0
E Hub Pilot Diameter		2.9	73.0
F Hub Bolt Circle Diameter		4.0	102.0
Spindle Bolt	5		
Hub Bolt	4		
Spline Teeth	--		

**RW8341**

Amanti, Azera, Rondo 2006-09

*\* New Product for 2010 Hub and Wheel Bearing Catalog*



**Specifications**

Bearing Type: Generation 3  
ABS: Y

	qty.	inches	mm
A Flange Spindle Diameter		5.8	148.0
B Spindle Bolt Circle Diameter		4.5	114.0
C Brake Pilot Diameter		3.0	76.0
D Wheel Pilot Diameter		2.6	67.0
H Flange Offset		1.7	43.0
E Hub Pilot Diameter		2.9	73.0
F Hub Bolt Circle Diameter		3.9	100.0
Spindle Bolt	5		
Hub Bolt	4		
Spline Teeth	--		

**RW8342**

Acura: MDX 2007-09

*\* New Product for 2010 Hub and Wheel Bearing Catalog*



**Specifications**

Bearing Type: Generation 3  
ABS: Y

	qty.	inches	mm
A Flange Spindle Diameter		6.0	153.0
B Spindle Bolt Circle Diameter		4.7	120.0
C Brake Pilot Diameter		2.8	71.4
D Wheel Pilot Diameter		2.5	64.0
H Flange Offset		2.5	62.4
E Hub Pilot Diameter		3.5	89.1
F Hub Bolt Circle Diameter		4.4	111.6
Spindle Bolt	5		
Hub Bolt	4		
Spline Teeth	28		

**RW8345**

Acura, Honda: CR-V, RDX 2007-09

*\* New Product for 2010 Hub and Wheel Bearing Catalog*



**Specifications**

Bearing Type: Generation 3  
ABS: Y

	qty.	inches	mm
A Flange Spindle Diameter		6.0	151.6
B Spindle Bolt Circle Diameter		4.5	114.0
C Brake Pilot Diameter		2.6	65.3
D Wheel Pilot Diameter		2.5	64.0
H Flange Offset		2.4	61.4
E Hub Pilot Diameter		3.0	75.9
F Hub Bolt Circle Diameter		4.1	104.8
Spindle Bolt	5		
Hub Bolt	4		
Spline Teeth	28		

**RW8346**

Infiniti, Nissan: 350Z, G35 2003-08

*\* New Product for 2010 Hub and Wheel Bearing Catalog*



**Specifications**


Bearing Type: Generation 3  
ABS: N

	qty.	inches	mm
A Flange Spindle Diameter	--	--	--
B Spindle Bolt Circle Diameter	--	--	--
C Brake Pilot Diameter	3.3	83.9	
D Wheel Pilot Diameter	3.3	83.8	
H Flange Offset	--	0.0	
E Hub Pilot Diameter	3.3	84.9	
F Hub Bolt Circle Diameter	4.1	105.4	
Spindle Bolt	--		
Hub Bolt	4		
Spline Teeth	--		

**RW8349**

Mazda: CX-7, CX-9 2007-09

*\* New Product for 2010 Hub and Wheel Bearing Catalog*



**Specifications**

Bearing Type: Generation 3  
ABS: Y

	qty.	inches	mm
A Flange Spindle Diameter	5.5	139.7	
B Spindle Bolt Circle Diameter	4.3	110.0	
C Brake Pilot Diameter	2.8	72.0	
D Wheel Pilot Diameter	2.6	66.8	
H Flange Offset	2.5	63.0	
E Hub Pilot Diameter	3.1	78.0	
F Hub Bolt Circle Diameter	4.1	104.0	
Spindle Bolt	5		
Hub Bolt	4		
Spline Teeth	--		

**RW8350**

Mazda: CX-7 2007-09

*\* New Product for 2010 Hub and Wheel Bearing Catalog*



**Specifications**

Bearing Type: Generation 3  
ABS: N

	qty.	inches	mm
A Flange Spindle Diameter	5.5	139.5	
B Spindle Bolt Circle Diameter	4.5	114.0	
C Brake Pilot Diameter	2.8	72.2	
D Wheel Pilot Diameter	2.6	66.9	
H Flange Offset	2.5	63.0	
E Hub Pilot Diameter	3.1	77.9	
F Hub Bolt Circle Diameter	--	--	
Spindle Bolt	5		
Hub Bolt	4		
Spline Teeth	--		

**RW8351**

Toyota: Tundra 2007-09

*\* New Product for 2010 Hub and Wheel Bearing Catalog*



**Specifications**

Bearing Type: Generation 3  
ABS: N

	qty.	inches	mm
A Flange Spindle Diameter	--	--	--
B Spindle Bolt Circle Diameter	--	--	--
C Brake Pilot Diameter	3.9	99.8	
D Wheel Pilot Diameter	3.7	93.6	
H Flange Offset	2.7	68.1	
E Hub Pilot Diameter	--	--	
F Hub Bolt Circle Diameter	--	--	
Spindle Bolt	--		
Hub Bolt	4		
Spline Teeth	--		

**RW8352**

Toyota: Tundra 2007-09

*\* New Product for 2010 Hub and Wheel Bearing Catalog*



**Specifications**

Bearing Type: Generation 3  
ABS: N

	qty.	inches	mm
A Flange Spindle Diameter	--	--	--
B Spindle Bolt Circle Diameter	--	--	--
C Brake Pilot Diameter	3.9	99.8	
D Wheel Pilot Diameter	3.7	94.5	
H Flange Offset	2.6	67.0	
E Hub Pilot Diameter	--	--	
F Hub Bolt Circle Diameter	--	--	--
Spindle Bolt	--		
Hub Bolt	4		
Spline Teeth	--		

**RW8431K**

Ford, Lincoln, Mercury 2002-09



**Specifications**

Bearing Type: Generation 2  
ABS: N

	qty.	inches	mm
A Flange Spindle Diameter	6.3	160.1	
B Spindle Bolt Circle Diameter	4.5	114.2	
C Brake Pilot Diameter	3.3	83.9	
D Wheel Pilot Diameter	2.8	70.6	
H Flange Offset	--	--	
E Hub Pilot Diameter	3.3	85.1	
F Hub Bolt Circle Diameter	--	--	--
Spindle Bolt	5		
Hub Bolt	--		
Spline Teeth	29		

**RW9105**

Acura, Honda 1990-01



**Specifications**

Bearing Type: Generation 2  
ABS: Y

	qty.	inches	mm
A Flange Spindle Diameter	5.3	135.9	
B Spindle Bolt Circle Diameter	3.9	100.1	
C Brake Pilot Diameter	2.4	61.0	
D Wheel Pilot Diameter	2.2	56.0	
H Flange Offset	--	--	
E Hub Pilot Diameter	--	--	
F Hub Bolt Circle Diameter	--	--	--
Spindle Bolt	4		
Hub Bolt	--		
Spline Teeth	--		

**RW41002**

Infiniti: FX35, FX45 2003-08

*\* New Product for 2010 Hub and Wheel Bearing Catalog*



**Specifications**

Bearing Type: Generation 2  
ABS: N

	qty.	inches	mm
A Flange Spindle Diameter	--	--	--
B Spindle Bolt Circle Diameter	--	--	--
C Brake Pilot Diameter	--	--	--
D Wheel Pilot Diameter	--	--	--
H Flange Offset	--	--	--
E Hub Pilot Diameter	3.3	84.0	
F Hub Bolt Circle Diameter	4.3	108.0	
Spindle Bolt	--		
Hub Bolt	4		
Spline Teeth	--		

**RW41003**

Nissan: Pathfinder 2005-09

*\* New Product for 2010 Hub and Wheel Bearing Catalog*



**Specifications**

Bearing Type: Generation 3  
ABS: N

	qty.	inches	mm
A Flange Spindle Diameter		5.8	148.0
B Spindle Bolt Circle Diameter		4.5	114.0
C Brake Pilot Diameter		2.7	67.9
D Wheel Pilot Diameter		--	--
H Flange Offset		2.7	69.0
E Hub Pilot Diameter		3.5	89.0
F Hub Bolt Circle Diameter		4.5	114.0
Spindle Bolt	6		
Hub Bolt	4		
Spline Teeth	32		

**RW41004**

Armada, Pathfinder, QX56 2004-09

*\* New Product for 2010 Hub and Wheel Bearing Catalog*



**Specifications**

Bearing Type: Generation 3  
ABS: Y

	qty.	inches	mm
A Flange Spindle Diameter		6.7	170.9
B Spindle Bolt Circle Diameter		5.5	140.0
C Brake Pilot Diameter		3.3	83.3
D Wheel Pilot Diameter		3.1	77.7
H Flange Offset		2.2	56.3
E Hub Pilot Diameter		3.5	88.9
F Hub Bolt Circle Diameter		4.5	113.9
Spindle Bolt	6		
Hub Bolt	4		
Spline Teeth	32		

**RW41007**

Entourage, Sedona 2006-09

*\* New Product for 2010 Hub and Wheel Bearing Catalog*



**Specifications**

Bearing Type: Generation 2  
ABS: Y

	qty.	inches	mm
A Flange Spindle Diameter		6.4	161.4
B Spindle Bolt Circle Diameter		5.5	140.0
C Brake Pilot Diameter		3.8	96.3
D Wheel Pilot Diameter		3.6	92.3
H Flange Offset		--	--
E Hub Pilot Diameter		3.3	83.9
F Hub Bolt Circle Diameter		4.2	107.8
Spindle Bolt	6		
Hub Bolt	--		
Spline Teeth	--		

**RWF646**

BMW 1997-09

*\* New Product for 2010 Hub and Wheel Bearing Catalog*



**Specifications**

Bearing Type: Generation 2  
ABS: Y

	qty.	inches	mm
A Flange Spindle Diameter		5.0	126.4
B Spindle Bolt Circle Diameter		3.9	100.0
C Brake Pilot Diameter		3.5	90.0
D Wheel Pilot Diameter		3.5	89.0
H Flange Offset		--	--
E Hub Pilot Diameter		3.6	90.7
F Hub Bolt Circle Diameter		--	--
Spindle Bolt	--		
Hub Bolt	--		
Spline Teeth	--		

**SA0038**

Acura, Honda, Isuzu 1995-99




**Specifications**

Bearing Type: Generation 2  
ABS: N

	qty.	inches	mm
A Flange Spindle Diameter	--	--	--
B Spindle Bolt Circle Diameter	--	--	--
C Brake Pilot Diameter	--	--	--
D Wheel Pilot Diameter	--	--	--
H Flange Offset	--	--	--
E Hub Pilot Diameter	3.4	86.0	
F Hub Bolt Circle Diameter	4.1	104.0	
Spindle Bolt	--		
Hub Bolt	4		
Spline Teeth	--		

**SA1012**


Acura: NSX 1991-05



**Specifications**

Bearing Type: Generation 2  
ABS: N


	qty.	inches	mm
A Flange Spindle Diameter	6.7	171.0	
B Spindle Bolt Circle Diameter	5.9	151.0	
C Brake Pilot Diameter	3.5	89.9	
D Wheel Pilot Diameter	3.4	87.0	
H Flange Offset	0.2	5.0	
E Hub Pilot Diameter	3.5	88.0	
F Hub Bolt Circle Diameter	--	--	
Spindle Bolt	4		
Hub Bolt	--		
Spline Teeth	--		



**ROLLER BEARINGS**



**Open Style  
Ball Roller Bearing**



**Cylindrical Roller Bearing**



**Tapered Roller Bearing**

**368A-362A**

Chevrolet, Ford, GMC, Jeep 1957-91

**Specifications**

Bearing Type: Tapered Roller Bearing

ABS: --

	inches	mm
A Inner Diameter	2.0	50.8
B Outer Diameter	3.5	88.9
C Width	0.9	22.2

**1779-1729X**

GM, International 1968-95

**Specifications**

Bearing Type: Tapered Roller Bearing

ABS: --

	inches	mm
A Inner Diameter	0.9	23.8
B Outer Diameter	2.2	56.9
C Width	0.8	19.8

**387A-382A**

FoMoCo, GM, Jeep, Mopar 1957-99

**Specifications**

Bearing Type: Tapered Roller Bearing

ABS: --

	inches	mm
A Inner Diameter	2.3	57.2
B Outer Diameter	3.8	96.9
C Width	0.8	21.0

**3994-3920**

Ford: F-250, F-350 1985-94

**Specifications**

Bearing Type: Tapered Roller Bearing

ABS: --

	inches	mm
A Inner Diameter	2.6	66.7
B Outer Diameter	4.4	112.7
C Width	1.2	30.1

**387AS-382A**

Chevrolet, Ford, GMC 1967-09

**Specifications**

Bearing Type: Tapered Roller Bearing

ABS: --

	inches	mm
A Inner Diameter	2.3	57.2
B Outer Diameter	3.8	96.5
C Width	0.8	21.0

**15101-15245**

Dodge, Ford, Plymouth 1954-09

**Specifications**

Bearing Type: Tapered Roller Bearing

ABS: --

	inches	mm
A Inner Diameter	1.0	25.4
B Outer Diameter	2.4	62.0
C Width	0.8	20.6

**1380-1328**

Ford, Studebaker, Toyota 1953-98

**Specifications**

Bearing Type: Tapered Roller Bearing

ABS: --

	inches	mm
A Inner Diameter	0.9	22.2
B Outer Diameter	2.1	52.4
C Width	0.6	14.3

**15103S-15243**

Chevrolet, GMC 1953-02

**Specifications**

Bearing Type: Tapered Roller Bearing

ABS: --

	inches	mm
A Inner Diameter	1.0	26.2
B Outer Diameter	2.4	61.9
C Width	0.8	19.9



**18690-18620**

Various Makes 1960-92

**Specifications**

Bearing Type: Tapered Roller Bearing

ABS: -- inches mm

A Inner Diameter	1.8	46.0
B Outer Diameter	3.1	79.4
C Width	0.7	17.5

**28682-28622**

GM, International, Mopar 1968-09

**Specifications**

Bearing Type: Tapered Roller Bearing

ABS: -- inches mm

A Inner Diameter	2.3	57.2
B Outer Diameter	3.8	97.6
C Width	1.0	24.6

**39585-39520**

Dodge, Ford, International 1961-09

**Specifications**

Bearing Type: Tapered Roller Bearing

ABS: -- inches mm

A Inner Diameter	2.5	63.5
B Outer Diameter	4.4	112.7
C Width	1.2	30.2

**39590-39520**

F Super Duty, P30, P3500 1992-99

**Specifications**

Bearing Type: Tapered Roller Bearing

ABS: -- inches mm

A Inner Diameter	2.6	66.7
B Outer Diameter	4.4	112.7
C Width	1.2	30.2

**45291-45220**

Dodge 1972-02

**Specifications**

Bearing Type: Tapered Roller Bearing

ABS: -- inches mm

A Inner Diameter	2.3	57.2
B Outer Diameter	4.1	104.8
C Width	1.2	31.0

**LM29748-710**

FoMoCo, Mopar, Nissan 1965-86

**Specifications**

Bearing Type: Tapered Roller Bearing

ABS: -- inches mm

A Inner Diameter	1.5	38.1
B Outer Diameter	2.6	65.1
C Width	0.7	18.3

**LM29749-710J22R**

Various Makes 1962-90

**Specifications**

Bearing Type: Tapered Roller Bearing

ABS: -- inches mm

A Inner Diameter	1.5	38.1
B Outer Diameter	2.6	65.1
C Width	0.7	18.3

**LM102949-910**

Various Makes 1972-09

**Specifications**

Bearing Type: Tapered Roller Bearing

ABS: -- inches mm

A Inner Diameter	1.8	45.2
B Outer Diameter	2.9	73.4
C Width	0.8	19.8

**LM300849-811**

Various Makes 1968-04

**Specifications**

Bearing Type: Tapered Roller Bearing

ABS: -- inches mm

A Inner Diameter	1.6	41.0
B Outer Diameter	2.7	68.0
C Width	0.7	18.0

**LM503349A-310J22R**

Jaguar, Mercedes-Benz 1973-04

*\* New Product for 2010 Hub and Wheel Bearing Catalog*

**Specifications**

Bearing Type: Tapered Roller Bearing

ABS: -- inches mm

A Inner Diameter	1.8	46.0
B Outer Diameter	3.0	75.0
C Width	0.7	18.0

**LM506849-810**

FoMoCo, GM, Lexus, Mopar 1992-07

**Specifications**

Bearing Type: Tapered Roller Bearing

ABS: -- inches mm

A Inner Diameter	2.2	55.0
B Outer Diameter	3.5	90.0
C Width	0.9	23.0

**M86649-610CZ**

Corvair, Corvette 1963-82

**Specifications**

Bearing Type: Tapered Roller Bearing

ABS: -- inches mm

A Inner Diameter	1.4	34.9
B Outer Diameter	2.8	72.2
C Width	0.8	19.8

**RW908**

Toyota: Land Cruiser 1974-97

**Specifications**

Bearing Type: Cylindrical Roller Bearing

ABS: -- inches mm

A Inner Diameter	1.9	47.0
B Outer Diameter	2.8	70.0
C Width	1.1	27.0

**RW923**

Astro, Jimmy, LLV, Safari 1985-02

**Specifications**

Bearing Type: Cylindrical Roller Bearing

ABS: -- inches mm

A Inner Diameter	1.4	35.6
B Outer Diameter	2.4	61.0
C Width	0.9	22.1

**RW967**

GM, Hummer, Isuzu, Saab 1988-09

**Specifications**

Bearing Type: Cylindrical Roller Bearing

ABS: -- inches mm

A Inner Diameter	1.6	41.0
B Outer Diameter	2.8	71.0
C Width	1.5	38.0

**SA01**

Various Makes 1959-02

**Specifications**

Bearing Type: Tapered Roller Bearing

ABS: -- inches mm

A Inner Diameter	0.7	17.5
B Outer Diameter	1.6	39.9
C Width	0.5	13.8

**SA02**

Various Makes 1954-09

**Specifications**

Bearing Type: Tapered Roller Bearing

ABS: -- inches mm

A Inner Diameter	0.8	19.1
B Outer Diameter	1.8	45.2
C Width	0.6	15.5

**SA03**

Various Makes 1954-04

**Specifications**

Bearing Type: Tapered Roller Bearing

ABS: -- inches mm

A Inner Diameter	0.8	21.4
B Outer Diameter	2.0	50.0
C Width	0.7	17.5

**SA04**

Various Makes 1960-05

**Specifications**

Bearing Type: Tapered Roller Bearing

ABS: -- inches mm

A Inner Diameter	1.1	27.0
B Outer Diameter	2.0	50.3
C Width	0.6	14.2

**SA05**

Various Makes 1954-09

**Specifications**

Bearing Type: Tapered Roller Bearing

ABS: -- inches mm

A Inner Diameter	1.4	34.9
B Outer Diameter	2.6	65.1
C Width	0.7	18.0

**SA06**

Various Makes 1954-04

**Specifications**

Bearing Type: Tapered Roller Bearing

ABS: -- inches mm

A Inner Diameter	1.3	31.8
B Outer Diameter	2.3	59.1
C Width	0.6	15.9

**SA10**

Various Makes 1965-09

**Specifications**

Bearing Type: Tapered Roller Bearing

ABS: -- inches mm

A Inner Diameter	1.6	39.7
B Outer Diameter	2.9	73.0
C Width	0.8	19.4

**SA12**

Various Makes 1970-09

**Specifications**

Bearing Type: Tapered Roller Bearing

ABS: -- inches mm

A Inner Diameter	0.9	21.9
B Outer Diameter	1.8	45.2
C Width	0.6	15.5

**SA13**

Various Makes 1970-09

**Specifications**

Bearing Type: Tapered Roller Bearing

ABS: -- inches mm

A Inner Diameter	1.4	35.0
B Outer Diameter	2.3	59.1
C Width	0.6	15.9

**SA15**

Various Makes 1968-02

**Specifications**

Bearing Type: Tapered Roller Bearing

ABS: -- inches mm

A Inner Diameter	1.1	29.0
B Outer Diameter	2.0	50.3
C Width	0.6	14.2

**SA16**

Various Makes 1972-03

**Specifications**

Bearing Type: Tapered Roller Bearing

ABS: -- inches mm

A Inner Diameter	0.9	21.9
B Outer Diameter	1.8	46.0
C Width	0.6	15.5

**SA17**

Various Makes 1972-09

**Specifications**

Bearing Type: Tapered Roller Bearing

ABS: -- inches mm

A Inner Diameter	1.4	35.0
B Outer Diameter	2.4	60.0
C Width	0.6	15.9

**SA18**

Various Makes 1973-08

**Specifications**

Bearing Type: Tapered Roller Bearing

ABS: -- inches mm

A Inner Diameter	1.5	38.0
B Outer Diameter	2.5	63.0
C Width	0.7	17.0

**SA34**

GM, Isuzu 1982-04

**Specifications**

Bearing Type: Tapered Roller Bearing

ABS: -- inches mm

A Inner Diameter	0.8	21.4
B Outer Diameter	1.8	45.2
C Width	0.6	15.5

**SA35**

Various Makes 1957-08

**Specifications**

Bearing Type: Tapered Roller Bearing

ABS: -- inches mm

A Inner Diameter	1.6	41.3
B Outer Diameter	2.9	73.4
C Width	0.8	19.6

**SA37**

Various Makes 1956-04

**Specifications**

Bearing Type: Tapered Roller Bearing

ABS: -- inches mm

A Inner Diameter	1.8	45.2
B Outer Diameter	3.1	77.8
C Width	0.8	19.8

**SA38**

FoMoCo, GM, Mopar 1967-09

**Specifications**

Bearing Type: Tapered Roller Bearing

ABS: -- inches mm

A Inner Diameter	2.0	50.8
B Outer Diameter	3.3	82.6
C Width	0.9	21.6

**SA39**

Chrysler, Dodge, Plymouth 1983-95

**Specifications**

Bearing Type: Tapered Roller Bearing

ABS: -- inches mm

A Inner Diameter	1.3	32.0
B Outer Diameter	2.1	53.0
C Width	0.6	15.0

**SA41**

Various Makes 1983-99

**Specifications**

Bearing Type: Tapered Roller Bearing

ABS: -- inches mm

A Inner Diameter	1.5	38.0
B Outer Diameter	2.6	65.0
C Width	0.8	21.0

**SA51**

Kia: Sedona 2002-05

**Specifications**

Bearing Type: Tapered Roller Bearing

ABS: -- inches mm

A Inner Diameter	1.4	34.9
B Outer Diameter	2.7	68.3
C Width	0.8	21.0

**SA149**

Toyota: Paseo, Tercel 1991-99

**Specifications**

Bearing Type: Tapered Roller Bearing

ABS: -- inches mm

A Inner Diameter	1.1	27.0
B Outer Diameter	1.9	49.0
C Width	0.6	15.3

**SA1021**

Toyota 1990-00

**Specifications**

Bearing Type: Ball Roller Bearing

ABS: -- inches mm

A Inner Diameter	1.6	40.0
B Outer Diameter	3.5	90.0
C Width	0.9	23.0

**SA5707**

Various Makes 1964-09

**Specifications**

Bearing Type: Cylindrical Roller Bearing

ABS: -- inches mm

A Inner Diameter	1.4	35.6
B Outer Diameter	2.3	57.2
C Width	0.7	17.7

**SA6007-2RS**

Firefly, Metro, Sprint 1985-94

*\* New Product for 2010 Hub and Wheel Bearing Catalog*

**Specifications**

Bearing Type: Ball Roller Bearing

ABS: -- inches mm

A Inner Diameter	1.4	35.0
B Outer Diameter	2.4	62.0
C Width	0.6	14.0

**SA6204-2RS**

Chevrolet: Sprint 1985-91

*\* New Product for 2010 Hub and Wheel Bearing Catalog*

**Specifications**

Bearing Type: Ball Roller Bearing

ABS: -- inches mm

A Inner Diameter	0.8	20.0
B Outer Diameter	1.9	47.0
C Width	0.6	14.0

**SA6204-RS**

Metro, Swift 1989-01

*\* New Product for 2010 Hub and Wheel Bearing Catalog*

**Specifications**

Bearing Type: Ball Roller Bearing

ABS: -- inches mm

A Inner Diameter	0.8	20.0
B Outer Diameter	1.9	47.0
C Width	0.6	14.0

**SA6205-2RS**

Chevrolet: Sprint 1985-91

*\* New Product for 2010 Hub and Wheel Bearing Catalog*

**Specifications**

Bearing Type: Ball Roller Bearing

ABS: -- inches mm

A Inner Diameter	1.0	25.0
B Outer Diameter	2.0	52.0
C Width	0.6	15.0

**SA6205-RS**

Charade, Metro, Swift 1988-01

*\* New Product for 2010 Hub and Wheel Bearing Catalog*

**Specifications**

Bearing Type: Ball Roller Bearing

ABS: -- inches mm

A Inner Diameter	1.0	25.0
B Outer Diameter	2.0	52.0
C Width	0.6	15.0

**SA6206**

Various Makes 1968-94

*\* New Product for 2010 Hub and Wheel Bearing Catalog*

**Specifications**

Bearing Type: Ball Roller Bearing

ABS: -- inches mm

A Inner Diameter	1.2	30.0
B Outer Diameter	2.4	62.0
C Width	0.6	16.0

**SA6206-2RS**

BMW, Lotus 1966-82

*\* New Product for 2010 Hub and Wheel Bearing Catalog*

**Specifications**

Bearing Type: Ball Roller Bearing

ABS: -- inches mm

A Inner Diameter	1.2	30.0
B Outer Diameter	2.4	62.0
C Width	0.6	16.0

**SA6206-RS**

Conquest, Starion 1983-89

*\* New Product for 2010 Hub and Wheel Bearing Catalog*

**Specifications**

Bearing Type: Ball Roller Bearing

ABS: -- inches mm

A Inner Diameter	1.2	30.0
B Outer Diameter	2.4	62.0
C Width	0.6	16.0

**SA6207-2RS**

Hyundai: Pony, Stellar 1986

*\* New Product for 2010 Hub and Wheel Bearing Catalog*

**Specifications**

Bearing Type: Ball Roller Bearing

ABS: -- inches mm

A Inner Diameter	1.4	35.0
B Outer Diameter	2.8	72.0
C Width	0.7	17.0

**SA6207-J22R**

Various Makes 1962-94

*\* New Product for 2010 Hub and Wheel Bearing Catalog*

**Specifications**

Bearing Type: Ball Roller Bearing

ABS: -- inches mm

A Inner Diameter	1.4	35.0
B Outer Diameter	2.8	72.0
C Width	0.7	17.0

**SA6207-RS**

Various Makes 1971-89

*\* New Product for 2010 Hub and Wheel Bearing Catalog*

**Specifications**

Bearing Type: Ball Roller Bearing

ABS: -- inches mm

A Inner Diameter	1.4	35.0
B Outer Diameter	2.8	72.0
C Width	0.7	17.0

**SA6303**

Daihatsu: Charade 1988-92

*\* New Product for 2010 Hub and Wheel Bearing Catalog*

**Specifications**

Bearing Type: Ball Roller Bearing

ABS: -- inches mm

A Inner Diameter	0.7	17.0
B Outer Diameter	1.9	47.0
C Width	0.6	14.0

**SA6305**

Honda, Saab, Subaru 1967-94

*\* New Product for 2010 Hub and Wheel Bearing Catalog*

**Specifications**

Bearing Type: Ball Roller Bearing

ABS: -- inches mm

A Inner Diameter	1.0	25.0
B Outer Diameter	2.4	62.0
C Width	0.7	17.0

**SA6307-2RS**

Mazda: MPV 1989-95

*\* New Product for 2010 Hub and Wheel Bearing Catalog*

**Specifications**

Bearing Type: Ball Roller Bearing

ABS: -- inches mm

A Inner Diameter	1.4	35.0
B Outer Diameter	3.1	80.0
C Width	0.8	21.0

**SA6408**

Various Makes 1963-09

*\* New Product for 2010 Hub and Wheel Bearing Catalog*

**Specifications**

Bearing Type: Cylindrical Roller Bearing

ABS: -- inches mm

A Inner Diameter	1.6	41.2
B Outer Diameter	2.5	64.3
C Width	0.9	21.9

**SA6410**

Chrysler, Dodge, Jeep 2004-09

*\* New Product for 2010 Hub and Wheel Bearing Catalog*

**Specifications**

Bearing Type: Cylindrical Roller Bearing

ABS: -- inches mm

A Inner Diameter	1.7	43.3
B Outer Diameter	2.5	64.3
C Width	0.8	21.0

**SA30204A**

Various Makes 1956-90

**Specifications**

Bearing Type: Tapered Roller Bearing

ABS: -- inches mm

A Inner Diameter	0.8	20.0
B Outer Diameter	1.9	47.0
C Width	0.7	16.8

**SA30205A**

Various Makes 1962-94

**Specifications**

Bearing Type: Tapered Roller Bearing

ABS: -- inches mm

A Inner Diameter	1.0	25.0
B Outer Diameter	2.0	52.0
C Width	0.6	16.3

**SA30206A**

Various Makes 1968-94

**Specifications**

Bearing Type: Tapered Roller Bearing

ABS: -- inches mm

A Inner Diameter	1.2	30.0
B Outer Diameter	2.4	62.0
C Width	0.7	17.2

**SA30208A**

Various Makes 1968-06

**Specifications**

Bearing Type: Tapered Roller Bearing

ABS: -- inches mm

A Inner Diameter	1.6	40.0
B Outer Diameter	3.1	80.0
C Width	0.8	19.7

**SA30304A**

Various Makes 1956-77

**Specifications**

Bearing Type: Tapered Roller Bearing

ABS: -- inches mm

A Inner Diameter	0.8	20.0
B Outer Diameter	2.0	52.0
C Width	0.6	16.3

**SA32005X**

F10, LeCar 1976-84

**Specifications**

Bearing Type: Tapered Roller Bearing

ABS: -- inches mm

A Inner Diameter	1.0	25.0
B Outer Diameter	1.9	47.0
C Width	0.6	15.0

**SA32007X**

Luv, Pickup, Rocky, Trooper 1979-92

**Specifications**

Bearing Type: Tapered Roller Bearing

ABS: --

	inches	mm
A Inner Diameter	1.4	35.0
B Outer Diameter	2.4	62.0
C Width	0.7	18.0

**SA32008XA**

Various Makes 1979-09

**Specifications**

Bearing Type: Tapered Roller Bearing

ABS: --

	inches	mm
A Inner Diameter	1.6	40.0
B Outer Diameter	2.7	68.0
C Width	0.7	19.0

**SA32009XA**

Acura, Honda, Isuzu 1986-04

**Specifications**

Bearing Type: Tapered Roller Bearing

ABS: --

	inches	mm
A Inner Diameter	1.8	45.0
B Outer Diameter	3.0	75.0
C Width	0.8	20.0

**SA32010X**

720, D21, G500, G55 AMG 1980-09

**Specifications**

Bearing Type: Tapered Roller Bearing

ABS: --

	inches	mm
A Inner Diameter	2.0	50.0
B Outer Diameter	3.1	80.0
C Width	0.8	20.0

**SA32011X**

Dodge, Mercedes-Benz 2002-09

**Specifications**

Bearing Type: Tapered Roller Bearing

ABS: --

	inches	mm
A Inner Diameter	2.2	55.0
B Outer Diameter	3.5	90.0
C Width	0.9	23.0

**SA32204**

Mazda: RX-7 1984-91

**Specifications**

Bearing Type: Tapered Roller Bearing

ABS: --

	inches	mm
A Inner Diameter	0.8	20.0
B Outer Diameter	1.9	47.0
C Width	0.8	19.3

**SA32206A**

Fregate, Luv, Pickup 1955-87

**Specifications**

Bearing Type: Tapered Roller Bearing

ABS: --

	inches	mm
A Inner Diameter	1.2	30.0
B Outer Diameter	2.4	62.0
C Width	0.8	21.3

**SA32207A**

Chevrolet, GMC, Volvo 1959-93

**Specifications**

Bearing Type: Tapered Roller Bearing

ABS: --

	inches	mm
A Inner Diameter	1.4	35.0
B Outer Diameter	2.8	72.0
C Width	1.0	24.2

**SA32210A**

Dodge 2003-05

**Specifications**

Bearing Type: Tapered Roller Bearing

ABS: --

	inches	mm
A Inner Diameter	2.0	50.0
B Outer Diameter	3.5	90.0
C Width	1.0	24.8

**SA32304A**

Fregate, Luv, Pickup 1955-87

**Specifications**

Bearing Type: Tapered Roller Bearing

ABS: --

	inches	mm
A Inner Diameter	0.8	20.0
B Outer Diameter	2.0	52.0
C Width	0.9	22.3

**SA33205**

Dodge, Mercedes-Benz 1992-06

**Specifications**

Bearing Type: Tapered Roller Bearing

ABS: -- inches mm

A Inner Diameter	1.0	25.0
B Outer Diameter	2.0	52.0
C Width	0.9	22.0

**SAR1561TV**

FoMoCo, GM, Mopar 1980-09

**Specifications**

Bearing Type: Cylindrical Roller Bearing

ABS: -- inches mm

A Inner Diameter	1.7	43.3
B Outer Diameter	3.0	76.0
C Width	1.2	30.4

**SARW101**

Honda, Infiniti, Nissan 1968-92

**Specifications**

Bearing Type: Ball Roller Bearing

ABS: -- inches mm

A Inner Diameter	1.2	30.0
B Outer Diameter	2.4	62.0
C Width	0.6	16.0

**SARW102R**

Mazda 1971-83

**Specifications**

Bearing Type: Ball Roller Bearing

ABS: -- inches mm

A Inner Diameter	1.8	46.0
B Outer Diameter	2.4	62.0
C Width	1.3	31.9

**SARW114R**

Nissan 1968-84

**Specifications**

Bearing Type: Ball Roller Bearing

ABS: -- inches mm

A Inner Diameter	1.3	32.0
B Outer Diameter	2.8	72.0
C Width	1.6	40.0

**SARW117**

Nissan: 240Z, 260Z, 280Z 1970-78

**Specifications**

Bearing Type: Ball Roller Bearing

ABS: -- inches mm

A Inner Diameter	1.3	31.8
B Outer Diameter	2.8	69.9
C Width	0.9	22.0

**SARW122**

BMW, Honda 1967-83

**Specifications**

Bearing Type: Ball Roller Bearing

ABS: -- inches mm

A Inner Diameter	1.1	28.0
B Outer Diameter	2.3	58.0
C Width	0.6	16.0

**SARW124R**

Toyota 1968-87

**Specifications**

Bearing Type: Ball Roller Bearing

ABS: -- inches mm

A Inner Diameter	1.4	35.0
B Outer Diameter	2.8	72.0
C Width	1.0	25.9

**SARW128R**

Mazda, Nissan, Plymouth 1971-90

**Specifications**

Bearing Type: Ball Roller Bearing

ABS: -- inches mm

A Inner Diameter	1.4	35.0
B Outer Diameter	2.8	72.0
C Width	0.1	3.5

**SARW130R**

Toyota 1969-00

**Specifications**

Bearing Type: Ball Roller Bearing

ABS: -- inches mm

A Inner Diameter	1.6	40.0
B Outer Diameter	3.5	90.0
C Width	0.9	23.0



**SARW131R**

Honda, Isuzu, Volvo 1970-04

**Specifications**

Bearing Type: Cylindrical Roller Bearing

ABS: --

	inches	mm
A Inner Diameter	1.6	39.7
B Outer Diameter	2.9	73.0
C Width	0.7	18.5

**SARW132**

Infiniti: M30 1990-92

**Specifications**

Bearing Type: Ball Roller Bearing

ABS: --

	inches	mm
A Inner Diameter	1.4	35.0
B Outer Diameter	2.8	72.0
C Width	0.9	24.0

**SARW207CCRA**

Ford, Lincoln, Mercury 1968-83

**Specifications**

Bearing Type: Ball Roller Bearing

ABS: --

	inches	mm
A Inner Diameter	1.4	35.0
B Outer Diameter	2.8	72.0
C Width	0.8	21.5

**SARW509FR**

Buick, Cadillac, Lincoln 1956-69

**Specifications**

Bearing Type: Ball Roller Bearing

ABS: --

	inches	mm
A Inner Diameter	1.6	41.3
B Outer Diameter	3.3	83.0
C Width	1.4	35.7

**SARW607NR**

Chevrolet 1957-64

**Specifications**

Bearing Type: Ball Roller Bearing

ABS: --

	inches	mm
A Inner Diameter	1.4	35.0
B Outer Diameter	3.0	76.2
C Width	1.4	36.2

**SARWC35YYR**

Chrysler, Dodge, Plymouth 1968-83

**Specifications**

Bearing Type: Ball Roller Bearing

ABS: --

	inches	mm
A Inner Diameter	1.4	36.4
B Outer Diameter	2.9	73.1
C Width	1.3	33.3



**PART NUMBER SUPERSESSIONS**

Old Number	New Number
6206	SA6206 (in U.S. only)
6303	SA6303 (in U.S. only)
6305	SA6305 (in U.S. only)
6408	SA6408 (in U.S. only)
6007-2RS	SA6007-2RS (in U.S. only)
6204-RS	SA6204-RS (in U.S. only)
6204-2RS	SA6204-2RS (in U.S. only)
6205-RS	SA6205-RS (in U.S. only)
6205-2RS	SA6205-2RS (in U.S. only)
6206-RS	SA6206-RS (in U.S. only)
6206-2RS	SA6206-2RS (in U.S. only)
6207-RS	SA6207-RS (in U.S. only)
6207-2RS	SA6207-2RS (in U.S. only)
6207-J22R	SA6207-J22R (in U.S. only)
6307-2RS	SA6307-2RS (in U.S. only)
FW751	FW752


Old Number	New Number
FW753	FW754
FW758	FW786
FW771	FW754
FW9179	FW9121
FW9187	FW9121
FW9199	FW9121
LM503349-310J22R	Obsolete
RW918	RW8245
RW970	Obsolete
RW8150	RW8237
RW8216	RW8218
RW8222	FW9186
RW8244	RW8237
SA0029	SA0029Q
SA0066	SAB35



**SUPERSESSIONS**

# FAG Original-Equipment Quality

## A HISTORY OF QUALITY



The FAG brand started with an ingenious idea. In 1883 Friedrich Fischer designed a grinding machine in Schweinfurt, Germany, which made it possible for the first time to produce absolutely round steel balls. The invention is regarded as the foundation for the entire rolling bearing industry, and it is one reason FAG has long been regarded as a pioneer in rolling bearing technology.



In 1905, the FAG brand was registered with the patent office in Berlin. The trademark FAG stands for "Fischers Aktien-Gesellschaft". Today, FAG is one of the leading brands for applications in machine building, the automotive industry, and aerospace technology.

## Don't Settle for Less

When you install a hub unit or wheel bearing from FAG, you get a product with the same flawless performance as the original equipment. FAG products and components are tested and guaranteed to meet critical performance characteristics. This ensures optimum performance and long service life.

A complete, premium-quality line, FAG products deliver everything you'd expect from an industry leader: quality engineering, original-equipment fit, integrated sensors where applicable and fully-integrated rolling units.

## Technical Support

The FAG line is backed by technical support online, in print and on call. Our technicians are available to answer your application and installation questions. Just call 800.274.5001 between 8:00 am and 5:00 pm ET.

[www.ReplaceYourBearings.com](http://www.ReplaceYourBearings.com)

**Schaeffler Group USA Inc.**

5370 Wegman Drive

Valley City, OH 44280

Phone 800 274 5001

Fax 330 273 3522

Web [www.replaceyourbearings.com](http://www.replaceyourbearings.com)