

Diamond Series Product Catalog

From standard drive chains to specialty applications,
nothing outlasts a Diamond[®]

Diamond Chain Company

Dedicated To Producing The Worlds Best Roller Chain

Since its founding in 1890, the Diamond Chain Company has been singularly focused on producing the best roller chain. It's why the Wright Brothers chose Diamond for their flying machine, why Henry Ford chose Diamond for his automobile, and why thousands of companies choose Diamond Chain everyday for their needs.

Diamond Chain Company offers two families of roller chain: Diamond Series and Sapphire Series. Diamond Series is the standard offering with industry leading performance, options and features. Sapphire Series is an industry competitive chain offering for general applications. This catalog details the Diamond Series only.

DIAMOND®

Industry-leading performance and innovation

SAPPHIRE®

Basic chain offering for general applications



Diamond Chain Company is proud to have been based in Indianapolis, Indiana, since its founding and in the same factory - with many expansions - since 1917. A division of Amsted Industries, Diamond Chain Company is employee owned and focused on the customer.

Table of Contents

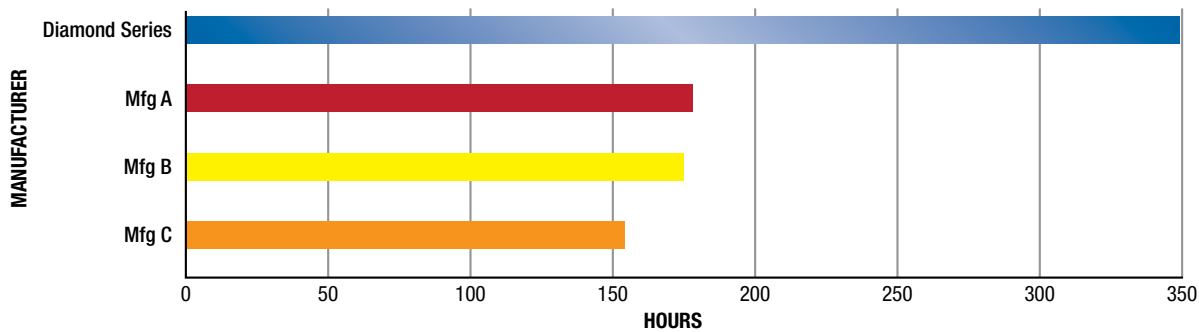
Diamond Difference	4	Application Specific	42
Selection Guide	6	Horsepower Tables	52
Carbon Steel	8	Chain Components	84
Corrosion & Moisture Resistant	22	Tools, Troubleshooting	86
Reduced Maintenance	30	Ordering Information	92
Attachments	34	Terms and Conditions.	96

Delivering Superior Performance and Superior ROI

Longer lasting chain results in less downtime and better return on investment

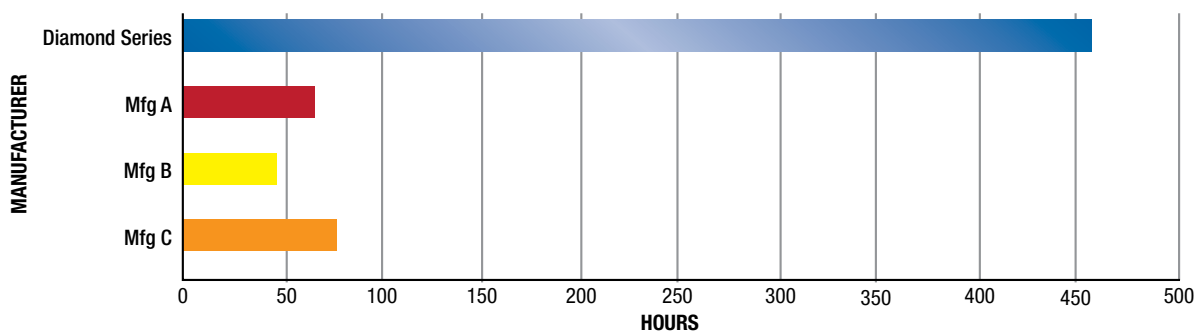
That Diamond Series roller chain is different is evident the moment it is removed from the box. The uniquely beveled link plates (sizes 60-160) and proprietary lubrication are easily identified, but the real value of these features - and all the features that comprise "The Diamond Difference" (see pg. 4-5) - are not just seen but experienced. Diamond Series chain has been independently verified to deliver superior wear life vs. the competition. That comparative wear test data is listed below; our website also contains numerous Return on Investment (ROI) studies that demonstrate how long-lasting Diamond Series chain reduces downtime and saves money.

ASME/ANSI 50 Chain Accelerated Wear Testing



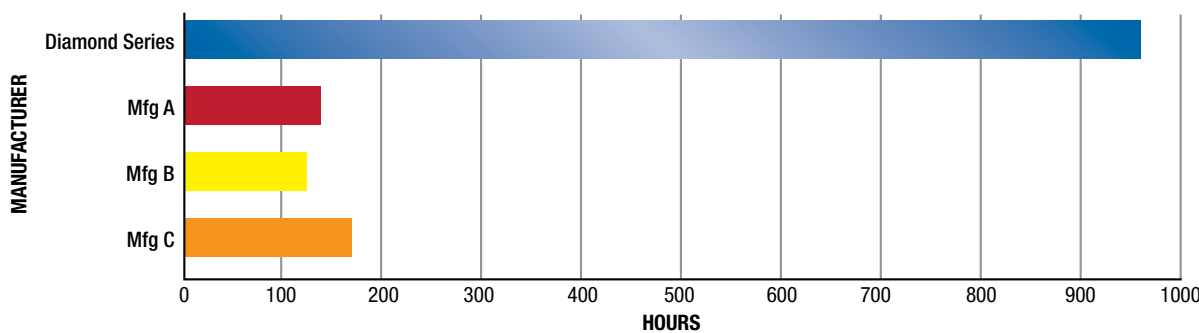
Test conditions: 1,172 RPM; 91 lbs tension, 3.5 chain horsepower, 21T x 21T sprockets

ASME/ANSI 60 Chain Accelerated Wear Testing



Test conditions: 1,725 RPM; 100 lbs tension, 5.2 chain horsepower, 23T x 23T sprockets

ASME/ANSI 80 Chain Accelerated Wear Testing



Test conditions: 668 RPM, 104 lbs tension, 2.8 chain horsepower, 16T x 16T sprockets

The Diamond Difference

More than a Catchphrase – the Diamond Difference is our Commitment to Quality

While a roller chain may initially appear to be a simple product, a ten foot section of ANSI #40 chain contains 1,200 parts – each one a potential point for failure. The Diamond Difference is our commitment to quality that ensures you only receive the highest quality chain for your application.

Materials

The Diamond Difference begins with raw materials that meet exacting standards for metal grade, mechanical properties and carbon and alloy content to ensure minimization of impurities that impact tensile and fatigue strength.

Heat Treatment

Strict control of atmosphere, time, and temperature optimize the material properties – increasing strength, durability and wear resistance.



Fabrication

Diamond Chain designs each component to exacting dimensional standards for optimal performance. Precision ground pins, seamless rollers and extruded solid bushings work in concert with link plates created using a proprietary multi-stage process to maximize the bearing area and thus enable the superior performance of Diamond Roller Chain.

Shot Peening

Proprietary shot peening equipment was developed specifically to ensure consistent intensity and coverage of components. Shot peening adds a layer of compressive stress that helps the components resist fatigue failure when exposed to repeated high loads.

Lubrication

Immediately noticeable as different but truly appreciated over time, Diamond chain uses a proprietary lubrication formula and “hot dip” process on all lubricated chains for enhanced corrosion protection and extended wear life.



Duralube LIVE Roller Chain

Preloading

Following assembly, all chains are preloaded or “prestressed” to firmly seat the pins and bushings to reduce initial run-in and extend the wear life of the chain.

THE BEVEL MATTERS

Diamond Chain Company roller chains are beveled for a simple reason - it allows the chain to be stronger. By orienting the link plates, the bearing area of the pitch hole is maximized. The bevel allows automated chain assembly equipment to properly orient the link plates. Larger size chains (>160 pitch) are manually assembled and have visual indicators other than the bevel to allow proper orientation.



Chain Selection Guide

Multiple Considerations must be made when selecting the right roller chain. Fortunately a Diamond Chain is available for most every application.

Environment	General Applications	Wet or Corrosive Environments				
Application	General Applications	Protection against humidity, water, salt water, caustic chemicals or acids				
Material	Carbon Steel	Carbon Steel		Stainless Steel		
Nomenclature	Diamond Chain	Nickel Plated	Diamond ACE	AP Series	300 Series	400 Series
Overview	Far exceeding industry ANSI requirements, Diamond Series chain offers superior wear and fatigue performance in industrial applications Includes: Standard Series Heavy Series High Strength Drive Chain Power Transmission Chain Conveyor Chain Non-standard Series Chain	Adds nickel plating to Carbon Steel Diamond Chain for protection in high humidity or water washdown environments. Carbon steel substraight provides highest strength and wear performance	Adds ACE (Anti-Corrosion Exterior) plating to carbon steel diamond chain for superior protection in high humidity, salt water or water washdown environments. Carbon Steel substraight provides highest strength and wear performance.	Our standard and recommended stainless steel chain for exposure to caustic chemicals or acids, AP Series offers the best combination of corrosion resistance and wear performance	300 Series Stainless is intended for applications requiring superior corrosion performance, low magnetic permeability, or a "non sparking" chain. However, lowest wear performance.	Application specific stainless steel chain; reference corrosion tables on pages 27-29 to determine if better solution than AP series. Wear performance comparable to AP series
Typical Uses	Standard drive chains, industrial/agriculture equipment, high strength/shock load applications	Water washdown, food & beverage (non-contact applications)		Food & beverage, packaging, meat processing, baking, fertilizers, pharmaceuticals, medical		
Attachments Available	Yes	Yes		Yes		
Page #s	8-21	22-24		22, 25-29		

Difficult to Service Environments				Application Specific	Environment
Reduced maintenance chain where regular lubrication not practical				Specialty chain for specific tasks	Application
Carbon Steel				Application/Chain Dependent	Material
EHT Pin Option	Duralube LIVE	Duralube LIVE Food Grade	XLO O-Ring	Application	Nomenclature
For high-speed, high-temperature and abradable environments EHT (Enhanced Heat Treatment) pins maintain their hardness across a wide operating temperature range thus providing an enhanced wear life. EHT pins are an option on most carbon steel chains.	For moderate speed, moderate temperature and clean environments, Duralube LIVE uses special bushings with integrated lubrication that is released during use.	Adds a food-grade lubricant rated for incidental contact and ACE plating to Duralube LIVE product.	For dirty applications that may cause buildup around the pin/bushing joint, XLO chains have an O-Ring design that seals in lubrication and seals out contaminants.	Bindery Chain Thermoforming Chain Serrated Top Chain Pin Oven Chain Curving (Power CURVE®) Chain TUF-FLEX® Chain "Snap-On Top Plate" Chain Micropitch Chain Powersports Chain Oil & Gas Chain Custom Chain	Overview
Abrasive environments including cardboard processing, sawmills, balers, thermoforming, cement, limestone, fiberboard, sugar	Fiberglass, cardboard, packaging, material handling	Food & beverage (non-contact applications)	Combines, hay balers, conveyors, sorters		Typical Uses
Yes				Already integrated into chain (where applicable)	Attachments Available
30-33				42-51	Page #s

Carbon Steel Chain



Standard Series Roller Chain

Carbon steel is the default material for most roller chain industrial applications due to having the highest tensile and fatigue strength along with wear performance. See the “Corrosion and Moisture Resistant” section for details on plated carbon steel chain or stainless steel chain that is suitable for water wash downs or exposure to chemicals or acids.

This section will address the following Carbon Steel chain types, options and performance information.

Standard Series	The Standard Diamond Series chain, this series exceeds ASME/ANSI requirements and offers superior wear and fatigue performance.
Heavy Series	Heavy Series Chain takes the Standard Series and adds thicker link plates for increased fatigue resistance in applications involving heavy shock loads, multiple start/stops or reversing.
High Strength Series	Same as Heavy Series but with medium carbon through-hardened pins for a higher tensile strength, working load and fatigue strength (but lower wear performance) vs. Heavy Series chain. For use in high load, lifting or pulsating applications.
Hoist and Lift Chain	Same as Standard Series but with medium carbon through-hardened pins for a higher tension strength, working load and fatigue strength (but lower wear performance) vs. Standard Series Chain. For use in hoist and lift applications with tight space requirements.
Double Pitch Transmission	Utilized primarily for low-speed/low load drives such as those found in agriculture. Double pitch transmission chain is easily identified by its use of figure-eight link plates.
Double Pitch Conveyor Series	Designed specifically for low-speed/low load conveyor applications. Available in standard or oversized rollers, conveyor chain is easily recognized by its use of oval contour link plates.
Non-Standard Chain	Details on several Diamond Chain products introduced prior to ANSI standards.

- ◆ Reduced Maintenance carbon steel chains (XLO O-Ring, Duralube LIVE, EHT) can be found in the “Reduced Maintenance” section of this catalog.
- ◆ Attachments for carbon steel chain can be found in the “Attachments” section of this catalog.
- ◆ Horsepower tables can be found in the “Horsepower Tables” section of this catalog.

ASME/ANSI Standard Series Chain

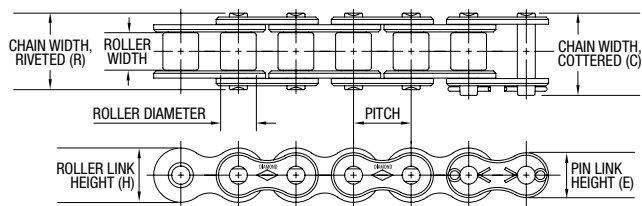
#25-50 Pitch: Single and Multiple Strand

Diamond Standard Series chains are built to ASME/ANSI B29.1 standards.

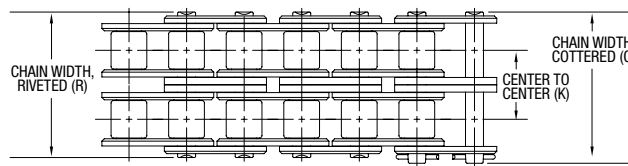
All standard series chain size 40 and above (except 41) meet API (American Petroleum Institute) requirements.



Single Strand



Multiple Strand (-X suffix)



ASME/ANSI Number	Pitch	Roller Width	Roller Diameter	Pin Diameter	Link Plate Thickness	C	R	K	E**	H**	Avg. Weight	Avg. Tensile Strength†	Horsepower Table
	in mm	in mm	in mm	in mm	in mm	in mm	in mm	in mm	in mm	in mm	lbs/ft kg/m	lbs kg	page
25	0.250 6.35	0.125 3.18	*.130 3.30	0.090 2.29	0.030 0.76	0.370 9.40	0.340 8.64	-	0.205 5.21	0.238 6.05	0.084 0.13	875 397	53
25-2	0.250 6.35	0.125 3.18	*.130 3.30	0.090 2.29	0.030 0.76	0.630 16.00	0.590 14.99	0.252 6.40	0.205 5.21	0.238 6.05	0.163 0.24	1,750 794	53
25-3	0.250 6.35	0.125 3.18	*.130 3.30	0.090 2.29	0.030 0.76	0.880 22.35	0.840 21.34	0.252 6.40	0.205 5.21	0.238 6.05	0.246 0.37	2625 1,191	53
35	0.375 9.53	0.188 4.76	*.200 5.08	0.141 3.58	0.050 1.27	0.560 14.22	0.500 12.70	-	0.308 7.82	0.356 9.04	0.210 0.31	2,100 953	54
35-2	0.375 9.53	0.188 4.76	*.200 5.08	0.141 3.58	0.050 1.27	0.960 24.38	0.900 22.86	0.399 10.13	0.308 7.82	0.356 9.04	0.450 0.67	4,200 1,905	54
35-3	0.375 9.53	0.188 4.76	*.200 5.08	0.141 3.58	0.050 1.27	1.360 34.54	1.310 33.27	0.399 10.13	0.308 7.82	0.356 9.04	0.680 1.01	6,300 2,858	54
35-4	0.375 9.53	0.188 4.76	*.200 5.08	0.141 3.58	0.050 1.27	1.760 44.70	1.700 43.18	0.399 10.13	0.308 7.82	0.356 9.04	0.910 1.35	8,400 3,810	54
35-5	0.375 9.53	0.188 4.76	*.200 5.08	0.141 3.58	0.050 1.27	2.160 54.86	2.110 53.59	0.399 10.13	0.308 7.82	0.356 9.04	1.140 1.70	10,500 4,763	54
35-6	0.375 9.53	0.188 4.76	*.200 5.08	0.141 3.58	0.050 1.27	2.570 65.28	2.510 63.75	0.399 10.13	0.308 7.82	0.356 9.04	1.370 2.04	12,600 5,715	54
40	0.500 12.70	0.313 7.94	0.312 7.92	0.156 3.96	0.060 1.52	0.720 18.29	0.670 17.02	-	0.410 10.41	0.475 12.07	0.410 0.61	4,000 1,814	55
40-2	0.500 12.70	0.313 7.94	0.312 7.92	0.156 3.96	0.060 1.52	1.290 32.77	1.240 31.50	0.566 14.38	0.410 10.41	0.475 12.07	0.800 1.19	8,000 3,629	55
40-3	0.500 12.70	0.313 7.94	0.312 7.92	0.156 3.96	0.060 1.52	1.850 46.99	1.800 45.72	0.566 14.38	0.410 10.41	0.475 12.07	1.200 1.79	12,000 5,443	55
40-4	0.500 12.70	0.313 7.94	0.312 7.92	0.156 3.96	0.060 1.52	2.420 61.47	2.370 60.20	0.566 14.38	0.410 10.41	0.475 12.07	1.600 2.38	16,000 7,257	55
40-6	0.500 12.70	0.313 7.94	0.312 7.92	0.156 3.96	0.060 1.52	3.560 90.42	3.510 89.15	0.566 14.38	0.410 10.41	0.475 12.07	2.420 3.60	24,000 10,886	55
41	0.500 12.70	0.250 6.35	0.306 7.77	0.141 3.58	0.050 1.27	0.650 16.51	0.570 14.48	-	0.310 7.87	0.383 9.73	0.260 0.39	2,400 1,089	56
50	0.625 15.88	0.375 9.53	0.400 10.16	0.200 5.08	0.080 2.03	0.890 22.61	0.830 21.08	-	0.512 13.00	0.594 15.09	0.680 1.01	6,600 2,994	57
50-2	0.625 15.88	0.375 9.53	0.400 10.16	0.200 5.08	0.080 2.03	1.600 40.64	1.550 39.37	0.713 18.11	0.512 13.00	0.594 15.09	1.320 1.96	13,200 5,987	57
50-3	0.625 15.88	0.375 9.53	0.400 10.16	0.200 5.08	0.080 2.03	2.310 58.67	2.260 57.40	0.713 18.11	0.512 13.00	0.594 15.09	1.980 2.95	19,800 8,981	57
50-4	0.625 15.88	0.375 9.53	0.400 10.16	0.200 5.08	0.080 2.03	3.030 76.96	2.970 75.44	0.713 18.11	0.512 13.00	0.594 15.09	2.640 3.93	26,400 11,975	57
50-5	0.625 15.88	0.375 9.53	0.400 10.16	0.200 5.08	0.080 2.03	3.750 95.25	3.690 93.73	0.713 18.11	0.512 13.00	0.594 15.09	3.300 4.91	33,000 14,969	57
50-6	0.625 15.88	0.375 9.53	0.400 10.16	0.200 5.08	0.080 2.03	4.460 113.28	4.400 111.76	0.713 18.11	0.512 13.00	0.594 15.09	3.960 5.89	39,600 17,962	57
50-8	0.625 15.88	0.375 9.53	0.400 10.16	0.200 5.08	0.080 2.03	5.890 149.61	5.830 148.08	0.713 18.11	0.512 13.00	0.594 15.09	5.300 7.89	52,800 23,950	57
50-10	0.625 15.88	0.375 9.53	0.400 10.16	0.200 5.08	0.080 2.03	7.320 185.93	7.260 184.40	0.713 18.11	0.512 13.00	0.594 15.09	6.620 9.85	66,000 29,937	57

* Chain is rollerless. Dimension shown is bushing diameter.

** Maximum value listed.

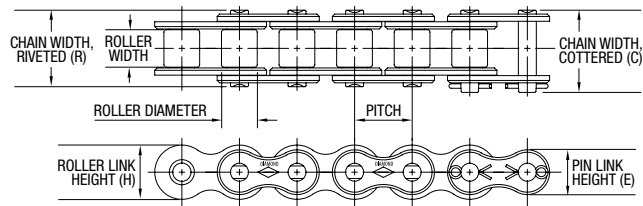
† Diamond Chain Company uses average tensile strength as it is a more appropriate value for strength and load calculations. Working load should not exceed 1/6th tensile strength under typical conditions when using a press fit connecting link or 1/9th tensile strength when using a slip fit connecting link or offset link.

ASME/ANSI Standard Series Chain

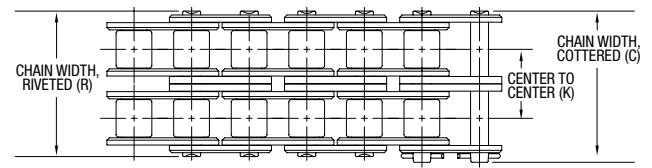
#60-100 Pitch: Single and Multiple Strand



Single Strand



Multiple Strand (-X suffix)



ASME/ANSI Number	Pitch	Roller Width	Roller Diameter	Pin Diameter	Link Plate Thickness	C	R	K	E**	H**	Avg. Weight	Avg. Tensile Strength†	Horsepower Table
	in mm	in mm	in mm	in mm	in mm	in mm	in mm	in mm	in mm	in mm	lbs/ft kg/m	lbs kg	page
60	0.750 19.05	0.500 12.70	0.469 11.91	0.234 5.94	0.094 2.39	1.110 28.19	1.040 26.41	- -	0.615 15.62	0.713 18.11	0.990 1.47	8,500 3,856	58
60-2	0.750 19.05	0.500 12.70	0.469 11.91	0.234 5.94	0.094 2.39	2.010 51.05	1.940 49.28	0.897 22.78	0.615 15.62	0.713 18.11	1.950 2.90	17,000 7,711	58
60-3	0.750 19.05	0.500 12.70	0.469 11.91	0.234 5.94	0.094 2.39	2.910 73.91	2.840 72.14	0.897 22.78	0.615 15.62	0.713 18.11	2.880 4.29	25,500 11,567	58
60-4	0.750 19.05	0.500 12.70	0.469 11.91	0.234 5.94	0.094 2.39	3.810 96.77	3.740 95.00	0.897 22.78	0.615 15.62	0.713 18.11	3.900 5.80	34,000 15,422	58
60-5	0.750 19.05	0.500 12.70	0.469 11.91	0.234 5.94	0.094 2.39	4.710 119.63	4.640 117.86	0.897 22.78	0.615 15.62	0.713 18.11	4.970 7.40	42,500 19,278	58
60-6	0.750 19.05	0.500 12.70	0.469 11.91	0.234 5.94	0.094 2.39	5.600 142.24	5.530 140.46	0.897 22.78	0.615 15.62	0.713 18.11	5.960 8.87	51,000 23,133	58
60-8	0.750 19.05	0.500 12.70	0.469 11.91	0.234 5.94	0.094 2.39	7.400 187.96	7.330 186.18	0.897 22.78	0.615 15.62	0.713 18.11	7.940 11.82	68,000 30,844	58
60-10	0.750 19.05	0.500 12.70	0.469 11.91	0.234 5.94	0.094 2.39	9.190 233.43	9.120 231.65	0.897 22.78	0.615 15.62	0.713 18.11	9.920 14.76	8,500 3,856	58
80	1.000 25.40	0.625 15.88	0.625 15.88	0.312 7.92	0.125 3.18	1.440 36.58	1.320 33.53	- -	0.820 20.83	0.950 24.13	1.730 2.57	14,500 6,577	59
80-2	1.000 25.40	0.625 15.88	0.625 15.88	0.312 7.92	0.125 3.18	2.590 65.79	2.470 62.74	1.153 29.29	0.820 20.83	0.950 24.13	3.370 5.02	29,000 13,154	59
80-3	1.000 25.40	0.625 15.88	0.625 15.88	0.312 7.92	0.125 3.18	3.740 95.00	3.620 91.95	1.153 29.29	0.820 20.83	0.950 24.13	5.020 7.47	43,500 19,731	59
80-4	1.000 25.40	0.625 15.88	0.625 15.88	0.312 7.92	0.125 3.18	4.900 124.46	4.790 121.67	1.153 29.29	0.820 20.83	0.950 24.13	6.730 10.02	58,000 26,308	59
80-5	1.000 25.40	0.625 15.88	0.625 15.88	0.312 7.92	0.125 3.18	6.060 153.92	5.940 150.88	1.153 29.29	0.820 20.83	0.950 24.13	8.400 12.50	72,500 32,885	59
80-6	1.000 25.40	0.625 15.88	0.625 15.88	0.312 7.92	0.125 3.18	7.220 183.39	7.100 180.34	1.153 29.29	0.820 20.83	0.950 24.13	10.070 14.99	87,000 39,463	59
80-8	1.000 25.40	0.625 15.88	0.625 15.88	0.312 7.92	0.125 3.18	9.530 242.06	9.400 238.76	1.153 29.29	0.820 20.83	0.950 24.13	13.410 19.96	116,000 52,617	59
100	1.250 31.75	0.750 19.05	0.750 19.05	0.375 9.53	0.156 3.96	1.730 43.94	1.610 40.89	- -	1.025 26.04	1.188 30.18	2.510 3.74	24,000 10,886	60
100-2	1.250 31.75	0.750 19.05	0.750 19.05	0.375 9.53	0.156 3.96	3.140 79.76	3.020 76.71	1.408 35.76	1.025 26.04	1.188 30.18	4.910 7.31	48,000 21,772	60
100-3	1.250 31.75	0.750 19.05	0.750 19.05	0.375 9.53	0.156 3.96	4.560 115.82	4.430 112.52	1.408 35.76	1.025 26.04	1.188 30.18	7.400 11.01	72,000 32,659	60
100-4	1.250 31.75	0.750 19.05	0.750 19.05	0.375 9.53	0.156 3.96	5.970 151.64	5.840 148.34	1.408 35.76	1.025 26.04	1.188 30.18	9.800 14.58	96,000 43,545	60
100-5	1.250 31.75	0.750 19.05	0.750 19.05	0.375 9.53	0.156 3.96	7.380 187.45	7.250 184.15	1.408 35.76	1.025 26.04	1.188 30.18	12.200 18.16	120,000 54,431	60
100-6	1.250 31.75	0.750 19.05	0.750 19.05	0.375 9.53	0.156 3.96	8.780 223.01	8.660 219.96	1.408 35.76	1.025 26.04	1.188 30.18	14.600 21.73	144,000 65,317	60
100-8	1.250 31.75	0.750 19.05	0.750 19.05	0.375 9.53	0.156 3.96	11.600 294.64	11.480 291.59	1.408 35.76	1.025 26.04	1.188 30.18	19.400 28.87	192,000 87,090	60

** Maximum value listed.

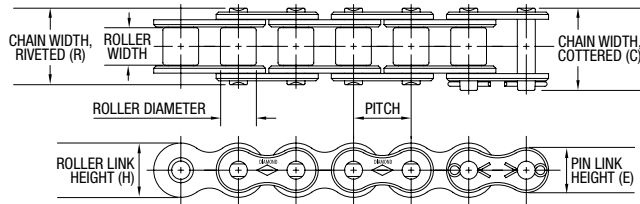
† Diamond Chain Company uses average tensile strength as it is a more appropriate value for strength and load calculations. Working load should not exceed 1/6th tensile strength under typical conditions when using a press fit connecting link or 1/9th tensile strength when using a slip fit connecting link or offset link.

ASME/ANSI Standard Series Chain

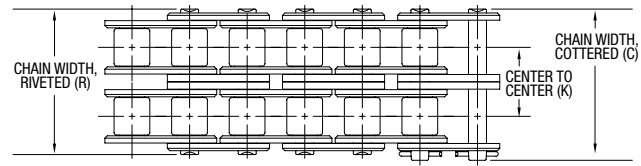
#120-180 Pitch: Single and Multiple Strand



Single Strand



Multiple Strand (-X suffix)



ASME/ANSI Number	Pitch	Roller Width	Roller Diameter	Pin Diameter	Link Plate Thickness	C	R	K	E**	H**	Avg. Weight	Avg. Tensile Strength†	Horsepower Table
	in mm	in mm	in mm	in mm	in mm	in mm	in mm	in mm	in mm	in mm	lbs/ft kg/m	lbs kg	page
120	1.500 38.10	1.000 25.40	0.875 22.23	0.437 11.10	0.187 4.75	2.140 54.36	2.000 50.80	-	1.230 31.24	1.425 36.20	3.690 5.49	34,000 15,422	61
120-2	1.500 38.10	1.000 25.40	0.875 22.23	0.437 11.10	0.187 4.75	3.930 99.82	3.790 96.27	1.789 45.44	1.230 31.24	1.425 36.20	7.350 10.94	68,000 30,844	61
120-3	1.500 38.10	1.000 25.40	0.875 22.23	0.437 11.10	0.187 4.75	5.720 145.29	5.580 141.73	1.789 45.44	1.230 31.24	1.425 36.20	11.100 16.52	102,000 46,266	61
120-4	1.500 38.10	1.000 25.40	0.875 22.23	0.437 11.10	0.187 4.75	7.520 191.01	7.380 187.45	1.789 45.44	1.230 31.24	1.425 36.20	14.700 21.88	136,000 61,689	61
120-5	1.500 38.10	1.000 25.40	0.875 22.23	0.437 11.10	0.187 4.75	9.310 236.47	9.170 232.92	1.789 45.44	1.230 31.24	1.425 36.20	18.430 27.43	170,000 77,111	61
120-6	1.500 38.10	1.000 25.40	0.875 22.23	0.437 11.10	0.187 4.75	11.100 281.94	10.960 278.38	1.789 45.44	1.230 31.24	1.425 36.20	22.110 32.90	204,000 92,533	61
120-8	1.500 38.10	1.000 25.40	0.875 22.23	0.437 11.10	0.187 4.75	14.680 372.87	14.540 369.32	1.789 45.44	1.230 31.24	1.425 36.20	29.470 43.86	272,000 123,377	61
120-10	1.500 38.10	1.000 25.40	0.875 22.23	0.437 11.10	0.187 4.75	18.260 463.80	18.120 460.25	1.789 45.44	1.230 31.24	1.425 36.20	36.830 54.81	340,000 154,221	61
140	1.750 44.45	1.000 25.40	1.000 25.40	0.500 12.70	0.219 5.56	2.310 58.67	2.140 54.36	-	1.435 36.45	1.663 42.24	5.000 7.44	46,000 20,865	62
140-2	1.750 44.45	1.000 25.40	1.000 25.40	0.500 12.70	0.219 5.56	4.240 107.70	4.070 103.38	1.924 48.87	1.435 36.45	1.663 42.24	9.650 14.36	92,000 41,730	62
140-3	1.750 44.45	1.000 25.40	1.000 25.40	0.500 12.70	0.219 5.56	6.160 156.46	6.000 152.40	1.924 48.87	1.435 36.45	1.663 42.24	14.300 21.28	138,000 62,596	62
140-4	1.750 44.45	1.000 25.40	1.000 25.40	0.500 12.70	0.219 5.56	8.090 205.49	7.930 201.42	1.924 48.87	1.435 36.45	1.663 42.24	18.950 28.20	184,000 83,461	62
140-6	1.750 44.45	1.000 25.40	1.000 25.40	0.500 12.70	0.219 5.56	11.940 303.28	11.780 299.21	1.924 48.87	1.435 36.45	1.663 42.24	28.250 42.04	276,000 125,191	62
160	2.000 50.80	1.250 31.75	1.125 28.58	0.562 14.27	0.250 6.35	2.730 69.34	2.540 64.52	-	1.640 41.66	1.900 48.26	6.530 9.72	58,000 26,308	63
160-2	2.000 50.80	1.250 31.75	1.125 28.58	0.562 14.27	0.250 6.35	5.040 128.02	4.850 123.19	2.305 58.55	1.640 41.66	1.900 48.26	12.830 19.09	116,000 52,617	63
160-3	2.000 50.80	1.250 31.75	1.125 28.58	0.562 14.27	0.250 6.35	7.350 186.69	7.160 181.86	2.305 58.55	1.640 41.66	1.900 48.26	19.030 28.32	174,000 78,925	63
160-4	2.000 50.80	1.250 31.75	1.125 28.58	0.562 14.27	0.250 6.35	9.660 245.36	9.470 240.54	2.305 58.55	1.640 41.66	1.900 48.26	25.600 38.10	232,000 105,233	63
160-6	2.000 50.80	1.250 31.75	1.125 28.58	0.562 14.27	0.250 6.35	14.270 362.46	14.090 357.89	2.305 58.55	1.640 41.66	1.900 48.26	37.780 56.22	348,000 157,850	63
180	2.250 57.15	1.406 35.72	1.406 35.71	0.687 17.45	0.281 7.14	3.150 80.01	2.880 73.15	-	1.845 46.86	2.138 54.31	9.060 13.48	76,000 34,473	64
180-2	2.250 57.15	1.406 35.72	1.406 35.71	0.687 17.45	0.281 7.14	5.750 146.05	5.480 139.19	2.592 65.84	1.845 46.86	2.138 54.31	17.670 26.30	152,000 68,946	64
180-3	2.250 57.15	1.406 35.72	1.406 35.71	0.687 17.45	0.281 7.14	8.340 211.84	8.070 204.98	2.592 65.84	1.845 46.86	2.138 54.31	26.200 38.99	228,000 103,419	64

** Maximum value listed.

† Diamond Chain Company uses average tensile strength as it is a more appropriate value for strength and load calculations. Working load should not exceed 1/6th tensile strength under typical conditions when using a press fit connecting link or 1/9th tensile strength when using a slip fit connecting link or offset link.

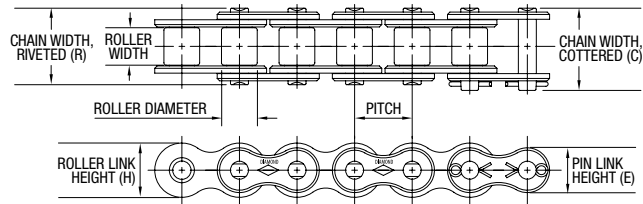
Diamond Chain
Diamond Difference
Selection Guide
Carbon Steel
Corrosion & Moisture Resistant
Reduced Maintenance
Attachments
Application Specific
Horsepower Tables
Chain Components
Tools, Troubleshooting
Ordering Information
Terms and Conditions

ASME/ANSI Standard Series Chain

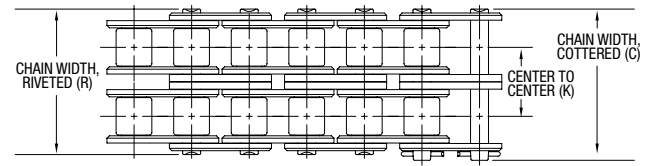
#200-240 Pitch: Single and Multiple Strand



Single Strand



Multiple Strand (-X suffix)



ASME/ANSI Number	Pitch	Roller Width	Roller Diameter	Pin Diameter	Link Plate Thickness	C	R	K	E**	H**	Avg. Weight	Avg. Tensile Strength†	Horsepower Table
	in mm	in mm	in mm	in mm	in mm	in mm	in mm	in mm	in mm	in mm	lbs/ft kg/m	lbs kg	page
200	2.500 63.50	1.500 38.10	1.562 39.67	0.781 19.84	0.312 7.92	3.440 87.38	3.120 79.25	-	2.050 52.07	2.375 60.33	10.650 15.85	95,000 43,091	65
200-2	2.500 63.50	1.500 38.10	1.562 39.67	0.781 19.84	0.312 7.92	6.260 159.00	5.940 150.88	2.817 71.55	2.050 52.07	2.375 60.33	21.500 32.00	190,000 86,182	65
200-3	2.500 63.50	1.500 38.10	1.562 39.67	0.781 19.84	0.312 7.92	9.080 230.63	8.760 222.50	2.817 71.55	2.050 52.07	2.375 60.33	32.300 48.07	285,000 129,274	65
200-4	2.500 63.50	1.500 38.10	1.562 39.67	0.781 19.84	0.312 7.92	11.900 302.26	11.580 294.13	2.817 71.55	2.050 52.07	2.375 60.33	42.900 63.84	380,000 172,365	65
200-6	2.500 63.50	1.500 38.10	1.562 39.67	0.781 19.84	0.312 7.92	17.520 445.01	17.210 437.13	2.817 71.55	2.050 52.07	2.375 60.33	64.500 95.99	570,000 258,547	65
240	3.000 76.20	1.875 47.63	1.875 47.63	0.937 23.80	0.375 9.53	4.320 109.73	3.830 97.28	-	2.422 61.52	2.806 71.27	17.030 25.34	157,600 71,486	66
240-2	3.000 76.20	1.875 47.63	1.875 47.63	0.937 23.80	0.375 9.53	7.770 197.36	7.270 184.66	3.458 87.83	2.422 61.52	2.806 71.27	33.440 49.76	315,200 142,972	66

** Maximum value listed.

† Diamond Chain Company uses average tensile strength as it is a more appropriate value for strength and load calculations. Working load should not exceed 1/6th tensile strength under typical conditions when using a press fit connecting link or 1/9th tensile strength when using a slip fit connecting link or offset link.

ASME/ANSI Heavy Series Chain

#60H-120H Pitch: Single and Multiple Strand

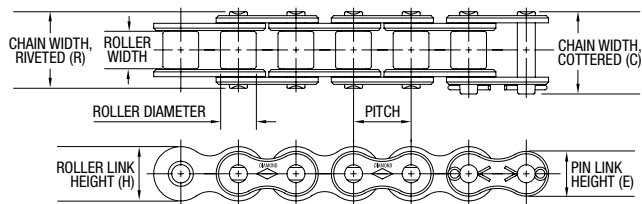
Heavy series chain utilize link plates with the thickness of the next larger size chain. The thicker link plate material provides an increase in fatigue resistance for drives subjected to heavy shock loads, multiple stops/starts or reversing.

Diamond Heavy Series chains are built to ASME/ANSI B29.1 standards.

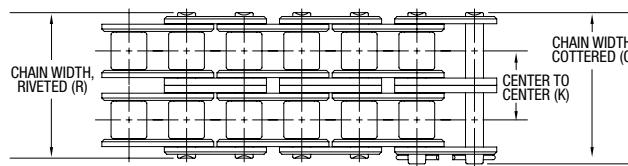
All Heavy Series chain meets API (American Petroleum Institute) requirements.



Single Strand



Multiple Strand (-X suffix)



ASME/ANSI Number	Pitch	Roller Width	Roller Diameter	Pin Diameter	Link Plate Thickness	C	R	K	E**	H**	Avg. Weight	Avg. Tensile Strength†	Horsepower Table
	in mm	in mm	in mm	in mm	in mm	in mm	in mm	in mm	in mm	in mm	lbs/ft kg/m	lbs kg	page
60H	0.750 19.05	0.500 12.70	0.469 11.91	0.234 5.94	0.125 3.18	1.240 31.50	1.170 29.72	-	0.615 15.62	0.713 18.11	1.180 1.76	8,500 3,856	67
60H-2	0.750 19.05	0.500 12.70	0.469 11.91	0.234 5.94	0.125 3.18	2.270 57.66	2.200 55.88	1.028 26.11	0.615 15.62	0.713 18.11	2.330 3.47	17,000 7,711	67
60H-3	0.750 19.05	0.500 12.70	0.469 11.91	0.234 5.94	0.125 3.18	3.310 84.07	3.240 82.30	1.028 26.11	0.615 15.62	0.713 18.11	3.470 5.16	25,500 11,567	67
60H-4	0.750 19.05	0.500 12.70	0.469 11.91	0.234 5.94	0.125 3.18	4.340 110.24	4.260 108.20	1.028 26.11	0.615 15.62	0.713 18.11	4.610 6.86	34,000 15,422	67
80H	1.000 25.40	0.625 15.88	0.625 15.88	0.312 7.92	0.156 3.96	1.570 39.88	1.450 36.83	-	0.820 20.83	0.950 24.13	2.020 3.01	14,500 6,577	68
80H-2	1.000 25.40	0.625 15.88	0.625 15.88	0.312 7.92	0.156 3.96	2.840 72.14	2.720 69.09	1.283 32.59	0.820 20.83	0.950 24.13	3.930 5.85	29,000 13,154	68
80H-3	1.000 25.40	0.625 15.88	0.625 15.88	0.312 7.92	0.156 3.96	4.140 105.16	4.020 102.11	1.283 32.59	0.820 20.83	0.950 24.13	5.920 8.81	43,500 19,731	68
80H-4	1.000 25.40	0.625 15.88	0.625 15.88	0.312 7.92	0.156 3.96	5.420 137.67	5.300 134.62	1.283 32.59	0.820 20.83	0.950 24.13	7.870 11.71	58,000 26,308	68
100H	1.250 31.75	0.750 19.05	0.750 19.05	0.375 9.53	0.187 4.75	1.860 47.24	1.740 44.20	-	1.025 26.04	1.188 30.18	2.820 4.20	24,000 10,886	69
100H-2	1.250 31.75	0.750 19.05	0.750 19.05	0.375 9.53	0.187 4.75	3.410 86.61	3.280 83.31	1.539 39.09	1.025 26.04	1.188 30.18	5.580 8.30	48,000 21,772	69
100H-3	1.250 31.75	0.750 19.05	0.750 19.05	0.375 9.53	0.187 4.75	4.950 125.73	4.820 122.43	1.539 39.09	1.025 26.04	1.188 30.18	8.320 12.38	72,000 32,659	69
100H-4	1.250 31.75	0.750 19.05	0.750 19.05	0.375 9.53	0.187 4.75	6.490 164.85	6.370 161.80	1.539 39.09	1.025 26.04	1.188 30.18	11.040 16.43	96,000 43,545	69
120H	1.500 38.10	1.000 25.40	0.875 22.23	0.437 11.10	0.219 5.56	2.270 57.66	2.130 54.10	-	1.230 31.24	1.425 36.20	4.080 6.07	34,000 15,422	70
120H-2	1.500 38.10	1.000 25.40	0.875 22.23	0.437 11.10	0.219 5.56	4.200 106.68	4.060 103.12	1.924 48.87	1.230 31.24	1.425 36.20	8.040 11.96	68,000 30,844	70
120H-3	1.500 38.10	1.000 25.40	0.875 22.23	0.437 11.10	0.219 5.56	6.130 155.70	5.990 152.15	1.924 48.87	1.230 31.24	1.425 36.20	11.990 17.84	102,000 46,266	70
120H-4	1.500 38.10	1.000 25.40	0.875 22.23	0.437 11.10	0.219 5.56	8.060 204.72	7.920 201.17	1.924 48.87	1.230 31.24	1.425 36.20	15.940 23.72	136,000 61,689	70
120H-6	1.500 38.10	1.000 25.40	0.875 22.23	0.437 11.10	0.219 5.56	11.910 302.51	11.770 298.96	1.924 48.87	1.230 31.24	1.425 36.20	23.840 35.48	204,000 92,533	70

** Maximum value listed.

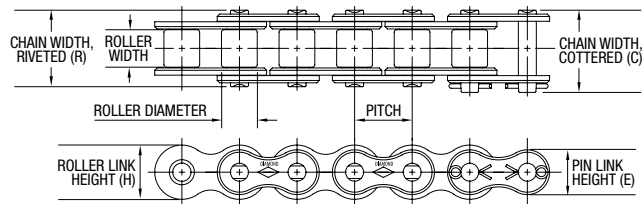
† Diamond Chain Company uses average tensile strength as it is a more appropriate value for strength and load calculations. Working load should not exceed 1/6th tensile strength under typical conditions when using a press fit connecting link or 1/9th tensile strength when using a slip fit connecting link or offset link.

ASME/ANSI Heavy Series Chain

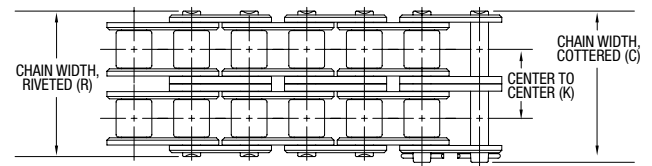
#140H-240H Pitch: Single and Multiple Strand



Single Strand



Multiple Strand (-X suffix)



ASME/ANSI Number	Pitch	Roller Width	Roller Diameter	Pin Diameter	Link Plate Thickness	C	R	K	E**	H**	Avg. Weight	Avg. Tensile Strength†	Horsepower Table
	in mm	in mm	in mm	in mm	in mm	in mm	in mm	in mm	in mm	in mm	lbs/ft kg/m	lbs kg	page
140H	1.750 44.45	1.000 25.40	1.000 25.40	0.500 12.70	0.250 6.35	2.440 61.98	2.280 57.91	-	1.435 36.45	1.663 42.24	5.400 8.04	46,000 20,865	71
140H-2	1.750 44.45	1.000 25.40	1.000 25.40	0.500 12.70	0.250 6.35	4.500 114.30	4.340 110.24	2.055 52.20	1.435 36.45	1.663 42.24	10.650 15.85	92,000 41,730	71
140H-3	1.750 44.45	1.000 25.40	1.000 25.40	0.500 12.70	0.250 6.35	6.560 166.62	6.39 162.31	2.055 52.20	1.435 36.45	1.663 42.24	15.900 23.66	138,000 62,596	71
140H-4	1.750 44.45	1.000 25.40	1.000 25.40	0.500 12.70	0.250 6.35	8.620 218.95	8.450 214.63	2.055 52.20	1.435 36.45	1.663 42.24	21.100 31.40	184,000 83,461	71
160H	2.000 50.80	1.250 31.75	1.125 28.58	0.562 14.27	0.281 7.14	2.860 72.64	2.680 68.07	-	1.640 41.66	1.900 48.26	7.030 10.46	58,000 26,308	72
160H-2	2.000 50.80	1.250 31.75	1.125 28.58	0.562 14.27	0.281 7.14	5.300 134.62	5.120 130.05	2.436 61.87	1.640 41.66	1.900 48.26	13.880 20.66	116,000 52,617	72
160H-3	2.000 50.80	1.250 31.75	1.125 28.58	0.562 14.27	0.281 7.14	7.750 196.85	7.560 192.02	2.436 61.87	1.640 41.66	1.900 48.26	20.680 30.78	174,000 78,925	72
160H-4	2.000 50.80	1.250 31.75	1.125 28.58	0.562 14.27	0.281 7.14	10.170 258.32	10.000 254.00	2.436 61.87	1.640 41.66	1.900 48.26	27.620 41.10	232,000 105,233	72
180H	2.250 57.15	1.406 35.72	1.406 35.71	0.687 17.45	0.312 7.92	3.280 83.31	3.010 76.45	-	1.845 46.86	2.138 54.31	9.590 14.27	76,000 34,473	73
180H-2	2.250 57.15	1.406 35.72	1.406 35.71	0.687 17.45	0.312 7.92	6.000 152.40	5.730 145.54	2.723 69.16	1.845 46.86	2.138 54.31	18.860 28.07	152,000 68,946	73
180H-3	2.250 57.15	1.406 35.72	1.406 35.71	0.687 17.45	0.312 7.92	8.730 221.74	8.460 214.88	2.723 69.16	1.845 46.86	2.138 54.31	28.140 41.88	228,000 103,419	73
200H	2.500 63.50	1.500 38.10	1.562 39.67	0.781 19.84	0.375 9.53	3.710 94.23	3.390 86.11	-	2.050 52.07	2.375 60.33	13.380 19.91	110,000 49,895	74
200H-2	2.500 63.50	1.500 38.10	1.562 39.67	0.781 19.84	0.375 9.53	6.790 172.47	6.480 164.59	3.083 78.31	2.050 52.07	2.375 60.33	26.380 39.26	220,000 99,790	74
200H-3	2.500 63.50	1.500 38.10	1.562 39.67	0.781 19.84	0.375 9.53	9.880 250.95	9.560 242.82	3.083 78.31	2.050 52.07	2.375 60.33	40.850 60.79	330,000 149,685	74
240H	3.000 76.20	1.875 47.63	1.875 47.63	0.937 23.80	0.500 12.70	4.850 123.19	4.350 110.49	-	2.422 61.52	2.806 71.27	21.080 31.37	157,600 71,486	75

** Maximum value listed.

† Diamond Chain Company uses average tensile strength as it is a more appropriate value for strength and load calculations. Working load should not exceed 1/6th tensile strength under typical conditions when using a press fit connecting link or 1/9th tensile strength when using a slip fit connecting link or offset link.

ASME/ANSI High Strength Drive Chain

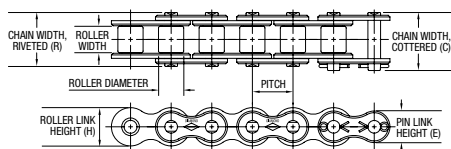
#60HS-240HS Pitch: Single and Multiple Strand

Diamond High Strength Drive chain is dimensionally identical to the Heavy Series Drive chain but built with medium carbon through-hardened alloy steel pins for a higher tensile strength, working load and fatigue strength (when compared to a heavy series chain) in high load, lifting or pulsating applications.

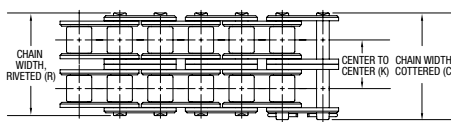
For added performance in high load fatigue applications, Diamond HS Oval Contour chain (identifiable by "OC" suffix in part number) utilizes full oval contour link plates for greater link plate rigidity.

Note: Offset links and slip-fit connecting links are not recommended for any high strength drive chain.

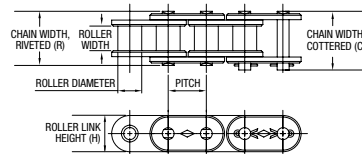
Single Strand



Multiple Strand (-X suffix)



Oval Contour (OC suffix)



Diamond Number	Pitch	Roller Width	Roller Diameter	Pin Diameter	Link Plate Thickness	C	R	K	E**	H**	Avg. Weight	Avg. Tensile Strength†
	in mm	in mm	in mm	in mm	in mm	in mm	in mm	in mm	in mm	in mm	lbs/ft kg/m	lbs kg
60HS	0.750 19.05	0.500 12.70	0.469 11.91	0.234 5.94	0.125 3.18	1.240 31.50	1.170 29.72	-	0.615 15.62	0.713 18.11	1.180 1.76	12,000 5,443
60HSOC	0.750 19.05	0.500 12.70	0.469 11.91	0.234 5.94	0.125 3.18	1.240 31.50	1.170 29.72	-	0.713 18.11	0.713 18.11	1.420 2.11	12,000 5,443
80HS	1.000 25.40	0.625 15.88	0.625 15.88	0.312 7.92	0.156 3.96	1.570 39.88	1.450 36.83	-	0.820 20.83	0.950 24.13	2.020 3.01	21,000 9,525
80HSOC	1.000 25.40	0.625 15.88	0.625 15.88	0.312 7.92	0.156 3.96	1.570 39.88	1.450 36.83	-	0.950 24.13	0.950 24.13	2.380 3.54	21,000 9,525
100HS	1.250 31.75	0.750 19.05	0.750 19.05	0.375 9.53	0.187 4.75	1.860 47.24	1.740 44.20	-	1.025 26.04	1.188 30.18	2.820 4.20	30,000 13,608
100HSOC	1.250 31.75	0.750 19.05	0.750 19.05	0.375 9.53	0.187 4.75	1.860 47.24	1.740 44.20	-	1.188 30.18	1.188 30.18	3.290 4.90	30,000 13,608
120HS	1.500 38.10	1.000 25.40	0.875 22.23	0.437 11.10	0.219 5.56	2.270 57.66	2.130 54.10	-	1.230 31.24	1.425 36.20	4.080 6.07	41,000 18,597
140HS	1.750 44.45	1.000 25.40	1.000 25.40	0.500 12.70	0.250 6.35	2.440 61.98	2.280 57.91	-	1.435 36.45	1.663 42.24	5.400 8.04	56,000 25,401
160HS	2.000 50.80	1.250 31.75	1.125 28.58	0.562 14.27	0.281 7.14	2.860 72.64	2.680 68.07	-	1.640 41.66	1.900 48.26	7.030 10.46	70,000 31,751
180HS	2.250 57.15	1.406 35.72	1.406 35.71	0.687 17.45	0.312 7.92	3.280 83.31	3.010 76.45	-	1.845 46.86	2.138 54.31	9.590 14.27	95,000 43,091
200HS	2.500 63.50	1.500 38.10	1.562 39.67	0.781 19.84	0.375 9.53	3.710 94.23	3.390 86.11	-	2.050 52.07	2.375 60.33	13.750 20.46	136,000 61,689
200HS-2	2.500 63.50	1.500 38.10	1.562 39.67	0.781 19.84	0.375 9.53	6.790 172.47	6.480 164.59	3.083 78.31	2.050 52.07	2.375 60.33	26.380 39.26	270,000 122,470
200HS-3	2.500 63.50	1.500 38.10	1.562 39.67	0.781 19.84	0.375 9.53	9.880 250.95	9.560 242.82	3.083 78.31	2.050 52.07	2.375 60.33	40.850 60.79	405,000 183,705
240HS	3.000 76.20	1.875 47.63	1.875 47.63	0.937 23.80	0.500 12.70	4.850 123.19	4.350 110.49	-	2.422 61.52	2.806 71.27	21.080 31.37	157,600 71,486

** Maximum value listed.

† Diamond Chain Company uses average tensile strength as it is a more appropriate value for strength and load calculations. Working load should not exceed 1/6th tensile strength under typical conditions when using a press fit connecting link or 1/9th tensile strength when using a slip fit connecting link or offset link.

Hoist and Lift Chain

#60-120 Pitch

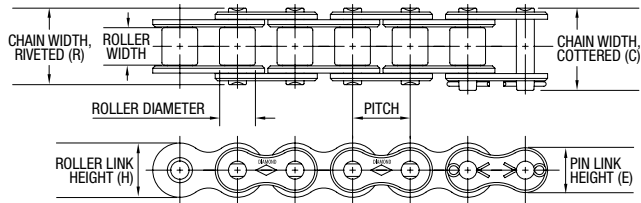
Hoist Chain is dimensionally identical to the Standard Series chain but built with medium carbon through-hardened alloy steel pins for higher working load capacity and resistance to fatigue. Wear life may be slightly reduced due to the material and heat treatment of the chain pins.

Rollerless Lift Chain is designed for tension linkages where frequent articulation requires the bearing area of the chain to be increased. These chains are dimensionally identical to the Standard Series chain except without rollers.

See the following page for Hoist and Lift Chain terminal fitting information.

Note: Offset links and slip-fit connecting links are not available for hoist or lift chains.

Single Strand



Diamond Number	Pitch	Roller Width	Roller Diameter	Pin Diameter	Link Plate Thickness	C	R	E**	H**	Avg. Weight	Avg. Tensile Strength
	in mm	in mm	in mm	in mm	in mm	in mm	in mm	in mm	in mm	lbs/ft kg/m	lbs/ft kg/m
Hoist Chain											
625	0.625 15.88	0.375 9.53	0.400 10.16	0.200 5.08	0.080 2.03	0.890 22.61	0.830 21.08	0.512 13.00	0.594 15.09	0.680 1.01	8,000 3,629
750	0.750 19.05	0.500 12.70	0.469 11.91	0.234 5.94	0.094 2.39	1.110 28.19	1.040 26.42	0.615 15.62	0.713 18.11	0.990 1.47	10,500 4,763
Rollerless Lift Chain											
55S	0.625 15.88	0.375 9.53	*.280 7.11	0.200 5.08	0.080 2.03	0.890 22.61	0.830 21.08	0.512 13.00	0.594 15.09	0.550 0.82	8,000 3,629
65S	0.750 19.05	0.500 12.70	*.332 8.43	0.234 5.94	0.094 2.39	1.110 28.19	1.040 26.42	0.615 15.62	0.713 18.11	0.810 1.21	10,500 4,763
85	1.000 25.40	0.625 15.88	*.442 11.23	0.312 7.92	0.125 3.18	1.440 36.58	1.320 33.53	0.820 20.83	0.950 24.13	1.410 2.10	14,500 6,577
105	1.250 31.75	0.750 19.05	*.532 13.51	0.375 9.53	0.156 3.96	1.730 43.94	1.610 40.89	1.025 26.04	1.188 30.18	2.080 3.10	24,000 10,886

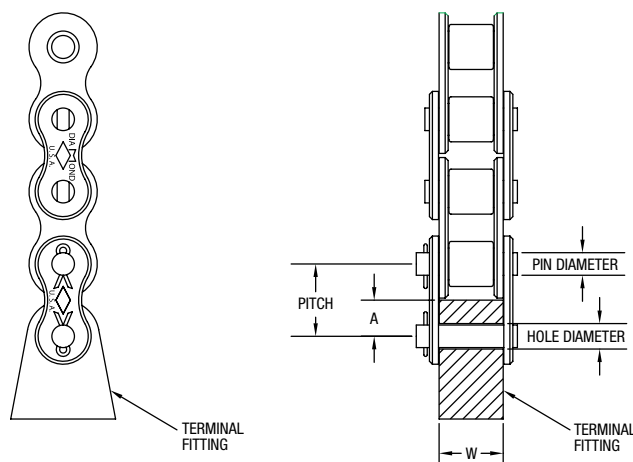
* Chain is rollerless. Dimension shown is bushing diameter.

** Maximum value listed.

Note: 55S, 65S assembled with medium carbon through-hardened pins

Hoist and Lift Chain Terminal Fittings

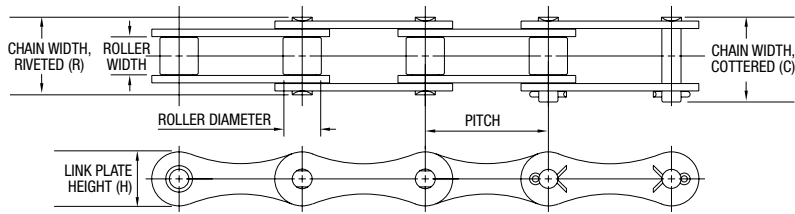
Diamond Chain does not provide terminal fittings. We recommend that fittings be made of through-hardened steel, heat treated to HRC 40-45. They should be machined accurately to ensure proper mating with chain link plates and to provide uniform loading across the width of the chain. Chains should always be attached to the terminal fittings using a press-fit style connecting link. Terminal fittings should be inspected regularly and the above conditions maintained. Worn, damaged or corroded chains and/or terminal fittings can lead to chain failure which may result in either personal injury or property damage.



Diamond Number	Pitch	Block Width (W)	Pin Diameter	Hole Diameter	A (max)
	in mm	in mm	in mm	in mm	in mm
60H or HS	0.750 19.05	0.764 19.41	0.234 7.11	0.237 6.02	0.375 9.53
80H or HS	1.000 25.40	0.955 24.26	0.312 8.43	0.315 8.00	0.500 12.70
100H or HS	1.250 31.75	1.141 28.98	0.375 11.23	0.378 9.60	0.625 15.88
120H or HS	1.500 38.10	1.458 37.03	0.437 13.51	0.440 11.18	0.750 19.05
140H or HS	1.750 44.45	1.523 38.68	0.500 15.75	0.503 12.78	0.875 22.23
160H or HS	2.000 50.80	1.838 46.69	0.562 8.43	0.565 14.35	1.000 25.40
180H or HS	2.250 57.15	2.058 52.27	0.687 11.23	0.690 17.53	1.125 28.58
200H or HS	2.500 63.50	2.285 58.04	0.781 13.51	0.784 19.91	1.250 31.75
625	0.625 15.88	0.542 13.77	0.200 15.75	0.203 5.16	0.312 7.92
750	0.750 19.05	0.696 17.68	0.234 8.43	0.237 6.02	0.375 9.53
55S	0.625 15.88	0.542 13.77	0.200 11.23	0.203 5.16	0.312 7.92
65S	0.750 19.05	0.696 17.68	0.234 13.51	0.237 6.02	0.375 9.53
85	1.000 25.40	0.886 22.50	0.312 15.75	0.315 8.00	0.500 12.70
105	1.250 31.75	1.076 27.33	0.375 8.43	0.378 9.60	0.625 15.88

ASME/ANSI Double Pitch Power Transmission Series Chain #2040-2080 Pitch

Double Pitch Power Transmission Roller Chain utilizes figure-eight style link plates with a pitch twice that of the standard series chains. Typical uses for these chains include light load drives such as those in agricultural applications.



ASME/ ANSI Number	Pitch	Roller Width	Roller Diameter	Pin Diameter	Link Plate Thickness	C	R	H*	Avg. Weight	Avg. Tensile Strength†	Horsepower Table
	in mm	in mm	in mm	in mm	in mm	in mm	in mm	in mm	lbs/ft kg/m	lbs kg	page
2040	1.000 25.40	0.313 7.94	0.312 7.92	0.156 3.96	0.060 1.52	0.760 19.30	0.680 17.27	0.475 12.07	0.280 0.42	3,700 1,678	76
2050	1.250 31.75	0.375 9.53	0.400 10.16	0.200 5.08	0.080 2.03	0.920 23.37	0.840 21.34	0.594 15.09	0.520 0.77	6,100 2,767	77
2060	1.500 38.10	0.500 12.70	0.469 7.11	0.234 5.94	0.094 2.39	1.110 28.19	1.050 26.67	0.712 18.08	0.720 1.07	8,500 3,856	78
2080	2.000 50.80	0.625 15.88	0.625 8.43	0.312 7.92	0.125 3.18	1.440 36.58	1.320 33.53	0.950 24.13	1.130 1.68	14,500 6,577	79

* Nominal value shown.

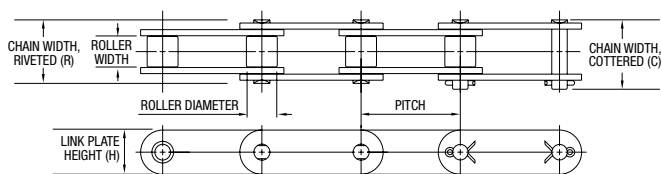
† Diamond Chain Company uses average tensile strength as it is a more appropriate value for strength and load calculations. Working load should not exceed 1/6th tensile strength under typical conditions when using a press fit connecting link or 1/9th tensile strength when using a slip fit connecting link or offset link.

ASME/ANSI Double Pitch Conveyor Series Chain

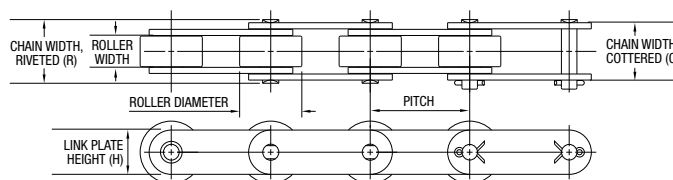
C2040-C2160H Pitch

Double Pitch Conveyor Roller Chain utilize oval-contour link plates and can be produced with either standard or oversized rollers. Typical uses for these chains are conveyor applications where loads are low and speeds are moderate. These chains can be produced with a variety of attachments. Optional oversized rollers (C2xx2 nomenclature) extend above and below the link plates produce a rolling rather than sliding action, thus minimizing friction and power requirements.

Standard Roller (C2xx0)



Oversized Roller (C2xx2)



ASME/ANSI Number	Pitch	Roller Width	Roller Diameter	Pin Diameter	Link Plate Thickness	C	R	H*	Avg. Weight	Avg. Tensile Strength†
	in mm	in mm	in mm	in mm	in mm	in mm	in mm	in mm	lbs/ft kg/m	lbs kg
Standard Roller										
C2040	1.000 25.40	0.333 8.47	0.312 7.92	0.156 3.96	0.060 1.52	0.760 19.30	0.680 17.27	0.475 12.07	0.340 0.51	3,125 1,417
C2050	1.250 31.75	0.375 9.53	0.400 10.16	0.200 5.08	0.080 2.03	0.920 23.37	0.840 21.34	0.594 15.09	0.580 0.86	4,880 2,214
C2060H	1.500 38.10	0.500 12.70	0.469 7.11	0.234 5.94	0.125 3.18	1.250 31.75	1.180 29.97	0.712 18.08	1.050 1.56	7,030 3,189
C2080H	2.000 50.80	0.625 15.88	0.625 8.43	0.312 7.92	0.156 3.96	1.570 39.88	1.450 36.83	0.950 24.13	1.400 2.08	12,500 5,670
C2100H	2.500 63.50	0.750 19.05	0.750 19.05	0.375 9.53	0.187 4.75	1.860 47.24	1.740 44.20	1.187 30.15	2.480 3.69	24,000 10,886
C2120H	3.000 76.20	1.000 25.40	0.875 22.23	0.437 11.10	0.219 5.56	2.270 57.66	2.130 54.10	1.425 36.20	3.600 5.36	34,000 15,422
C2160H	4.000 101.60	1.071 27.21	1.125 7.11	0.562 14.27	0.281 7.14	2.860 72.64	2.680 68.07	1.900 48.26	6.180 9.20	58,000 26,308
Oversized Roller										
C2042	1.000 25.40	0.333 8.47	0.625 15.88	0.156 3.96	0.060 1.52	0.760 19.30	0.680 17.27	0.475 12.07	0.500 0.74	3,125 1,417
C2052	1.250 31.75	0.375 9.53	0.750 19.05	0.200 5.08	0.080 2.03	0.920 23.37	0.840 21.34	0.594 15.09	0.810 1.21	4,880 2,214
C2062H	1.500 38.10	0.500 12.70	0.875 7.11	0.234 5.94	0.125 3.18	1.250 31.75	1.180 29.97	0.712 18.08	1.420 2.11	7,030 3,189
C2082H	2.000 50.80	0.625 15.88	1.125 8.43	0.312 7.92	0.156 3.96	1.570 39.88	1.450 36.83	0.950 24.13	2.130 3.17	12,500 5,670
C2102H	2.500 63.50	0.750 19.05	1.562 39.67	0.375 9.53	0.187 4.75	1.860 47.24	1.740 44.20	1.187 30.15	3.510 5.22	24,000 10,886
C2122H	3.000 76.20	1.000 25.40	1.750 44.45	0.437 11.10	0.219 5.56	2.270 57.66	2.130 54.10	1.425 36.20	5.480 8.16	34,000 15,422
C2162H	4.000 101.60	1.071 27.21	2.250 7.11	0.562 14.27	0.281 7.14	2.860 72.64	2.680 68.07	1.900 48.26	9.340 13.90	58,000 26,308

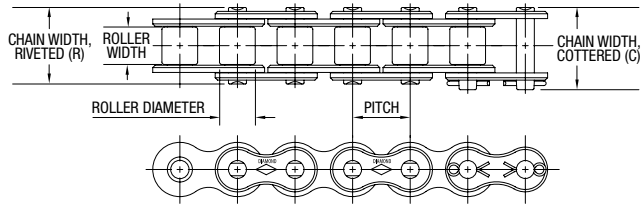
* Nominal value shown.

† Diamond Chain Company uses average tensile strength as it is a more appropriate value for strength and load calculations. Working load should not exceed 1/6th tensile strength under typical conditions when using a press fit connecting link or 1/9th tensile strength when using a slip fit connecting link or offset link.

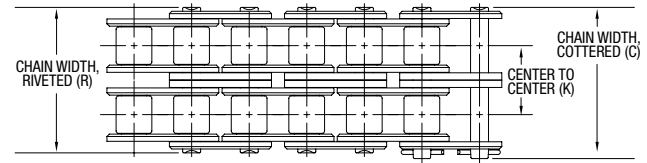
Non-Standard Series Chain

Diamond Chain Company has been in existence longer than the ASME/ANSI standards for roller chain. While many of the early chains produced by Diamond were incorporated into the new ASME/ANSI standards, some ultimately were not. Diamond Chain Company recognizes that a considerable amount of industrial equipment still utilizes these unique chains, and continues to support these non-standard models below.

Single Strand



Multiple Strand (-X suffix)



Diamond Number	Other ID	Pitch	Roller Width	Roller Diameter	Pin Diameter	Link Plate Thickness	C	R	K	Avg. Weight	Avg. Tensile Strength†
		in mm	in mm	in mm	in mm	in mm	in mm	in mm	in mm	lbs/ft kg/m	lbs kg
867	BS #7	0.500	0.313	0.335	0.174	0.060	0.730	0.680	-	0.430	4,200
		12.70	7.94	7.11	4.42	1.52	18.54	17.27	-	0.64	1,905
148 x 1/4	BS #10	0.625	0.250	0.400	0.200	0.080	0.730	0.670	-	0.590	6,600
		15.88	6.35	8.43	5.08	2.03	18.54	17.02	-	0.88	2,994
148 x 5/16		0.625	0.188	0.400	0.200	0.080	0.860	0.740	-	0.640	6,600
		15.88	4.76	11.23	5.08	2.03	21.84	18.80	-	0.95	2,994
433 x 3/8		0.750	0.375	0.469	0.234	0.094	0.980	0.910	-	0.910	8,500
		19.05	9.53	13.51	5.94	2.39	24.89	23.11	-	1.35	3,856
435 x 3/8		1.000	0.375	0.562	0.281	0.125	1.140	1.050	-	1.110	9,000
		25.40	0.50	15.75	7.14	3.18	28.96	26.67	-	1.65	4,082
435 x 1/2		1.000	0.500	0.562	0.281	0.125	1.270	1.180	-	1.210	9,000
		25.40	12.70	8.43	7.14	3.18	32.26	29.97	-	1.80	4,082
472		1.500	0.750	0.875	0.437	0.187	1.860	1.720	-	3.400	34,000
		38.10	19.05	11.23	11.10	4.75	47.24	43.69	-	5.06	15,422
472-2		1.500	0.750	0.875	0.437	0.187	3.450	3.300	1.550	6.760	68,000
		38.10	19.05	13.51	11.10	4.75	87.63	83.82	39.37	10.06	30,844
472-3		1.500	0.750	0.875	0.437	0.187	5.000	4.850	1.550	10.080	102,000
		38.10	19.05	15.75	11.10	4.75	127.00	123.19	39.37	15.00	46,266
472-4		1.500	0.750	0.875	0.437	0.187	6.550	6.410	1.550	13.400	136,000
		38.10	19.05	13.51	11.10	4.75	166.37	162.81	39.37	19.94	61,689
264	64S	2.500	1.500	1.562	0.875	0.375	3.710	3.390	-	13.680	148,500
		63.50	38.10	15.75	22.23	9.53	94.23	86.11	-	20.36	67,358
264-3	64S-3	0.400	1.500	1.562	0.875	0.375	9.880	9.560	3.083	40.920	445,500
		10.16	38.10	8.43	22.23	9.53	250.95	242.82	78.31	60.90	202,075

† Diamond Chain Company uses average tensile strength as it is a more appropriate value for strength and load calculations. Working load should not exceed 1/6th tensile strength under typical conditions when using a press fit connecting link or 1/9th tensile strength when using a slip fit connecting link or offset link.

This page intentionally left blank

Moisture and Corrosion Resistant Chain

AP Series
Stainless Steel
Roller Chain

Multiple options are available for Moisture and Corrosion Resistant Chain. Proper selection depends on the requirements of the specific application.

Moisture resistant chain: Recommended for applications with high humidity, saltwater or water exposure/wash down. Because water is the principle element of concern, a plated carbon steel chain is the recommended option as it provides superior strength and wear life, as well as lower cost, when compared to stainless steel. Two plating options are available:

Nickel Plating	Provides good protection against water or humidity. Utilizes a nickel coating applied to each part prior to assembly.
Diamond ACE Plating	Provides superior protection against water, salt water and humidity. May offer limited resistance to caustic chemicals or acids if application does not allow stainless steel. Utilizes a proprietary ACE (Anti Corrosion Exterior) plating applied to each part prior to assembly.

Corrosion resistant chain: Recommended for applications involving exposure to chemicals or caustic acids. Stainless steel is the recommended base material in these applications due to its resistance to corrosion; however, because stainless steel is softer than carbon steel the strength and wear performance will be reduced. Multiple stainless steel chain options are available:

AP Series	Diamond Chain's standard stainless steel product, the AP series provides the best balance between wear performance and corrosion resistance. Well suited for food processing, AP Series chain uses 300 series (austenitic) stainless components with precipitation hardened stainless steel pins. Provided unless otherwise specified.
300 Series	Designed specifically for applications requiring exceptional corrosion resistance, low magnetic permeability or that that the chain be "non sparking." Utilizes only 300 series stainless steel components and pins; wear performance is the lowest of the stainless steel material options.
400 Series	400 series is an application specific chain material, typically used only when there is exposure to select chemicals. Reference the corrosion resistance tables in this section for applicability.

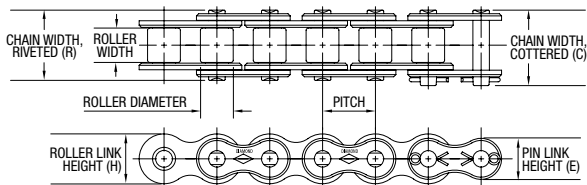
Moisture Resistant Chain

Nickel Plated

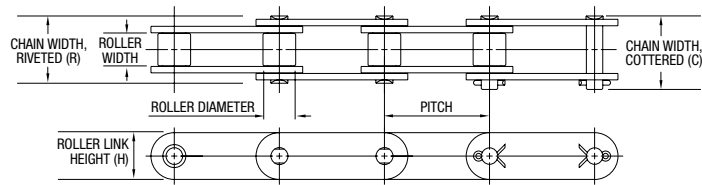
The typical plating used in the roller chain industry, a nickel plating is applied to each part prior to assembly which establishes a corrosion resistant barrier to prevent rust from occurring. However, product can rust if the nickel barrier is scratched or damaged. Offers good protection against water or humidity, poor protection from salt water.

Please note that nickel plating is an available option on all carbon steel chains; specify by adding "NP" to the part number (e.g. 60NP). The list below is a reference that details the most popular nickel plated chain part numbers.

Standard Chain



Conveyor Chain (C20x0)



ASME/ANSI Number	Pitch	Roller Width	Roller Diameter	Pin Diameter	Link Plate Thickness	C	R	E**	H**	Avg. Weight	Avg. Tensile Strength†	Horsepower Table
	in mm	in mm	in mm	in mm	in mm	in mm	in mm	in mm	in mm	lbs/ft kg/m	lbs kg	page
25NP	0.250 6.35	0.125 3.18	*.130 3.30	0.090 2.29	0.030 0.76	0.370 9.40	0.340 8.64	0.205 5.21	0.238 6.05	0.085 0.13	875 397	53
35NP	0.375 9.53	0.188 4.76	*.200 5.08	0.141 3.58	0.050 1.27	0.560 14.22	0.500 12.70	0.308 7.82	0.356 9.04	0.220 0.33	2,100 953	54
40NP	0.500 12.70	0.313 7.94	0.301 7.65	0.156 3.96	0.060 1.52	0.720 18.29	0.670 17.02	0.410 10.41	0.475 12.07	0.420 0.63	4,000 1,814	55
50NP	0.625 15.88	0.375 9.53	0.400 10.16	0.200 5.08	0.080 2.03	0.890 22.61	0.830 21.08	0.512 13.00	0.594 15.09	0.680 1.01	6,600 2,994	57
60NP	0.750 19.05	0.500 12.70	0.469 11.91	0.234 5.94	0.094 2.39	1.110 28.19	1.040 26.42	0.615 15.62	0.713 18.11	0.970 1.44	8,500 3,856	58
80NP	1.000 25.40	0.625 15.88	0.625 15.88	0.312 7.92	0.125 3.18	1.440 36.58	1.320 33.53	0.820 20.83	0.950 24.13	1.700 2.53	14,500 6,577	59
100NP	1.250 31.75	0.750 19.05	0.750 19.05	0.375 9.53	0.156 3.96	1.730 43.94	1.610 40.89	1.025 26.04	1.188 30.18	2.500 3.72	24,000 10,886	60
120NP	1.500 38.10	1.000 25.40	0.875 22.23	0.437 11.10	0.187 4.75	2.140 54.36	2.000 50.80	1.230 31.24	1.425 36.20	3.700 5.51	34,000 15,422	61
C2040NP	1.000 25.40	0.313 7.94	0.312 7.92	0.156 3.96	0.060 1.52	0.760 19.30	0.680 17.27	-	0.475 12.07	0.320 0.48	3,700 1,678	n/a
C2050NP	1.250 31.75	0.375 9.53	0.400 10.16	0.200 5.08	0.080 2.03	0.920 23.37	0.840 21.34	-	0.594 15.09	0.550 0.82	6,100 2,767	n/a
C2060HNP	1.500 38.10	0.500 12.70	0.469 11.91	0.234 5.94	0.125 3.18	1.250 31.75	1.180 29.97	-	0.712 18.08	0.970 1.44	8,500 3,856	n/a

* Chain is rollerless. Dimension shown is bushing diameter.

** Maximum value listed.

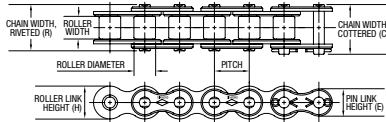
† Diamond Chain Company uses average tensile strength as it is a more appropriate value for strength and load calculations. Working load should not exceed 1/6th tensile strength under typical conditions when using a press fit connecting link or 1/9th tensile strength when using a slip fit connecting link or offset link.

Moisture Resistant Chain Diamond ACE

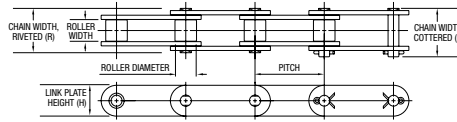
Diamond ACE (Anti-Corrosion Exterior) incorporates an electrically bonded specially formulated zinc-nickel alloy and non-hexavalent chromium coating that is applied to component parts prior to assembly. The plating serves as a protective barrier that oxidizes before the carbon steel base chain, thus preserving the chain's physical and structural integrity. As a result, the chain experiences superior protection over nickel plating - even if scratched or damaged. Excellent defense against water, salt water, and humidity. May offer limited resistance to caustic chemicals or acids if application does not allow stainless steel.

Please note that ACE plating is an available option on all carbon steel chains; specify by adding "ACE" to the part number (e.g. 60ACE). The table below is a reference that contains the most popular ACE plated chain part numbers.

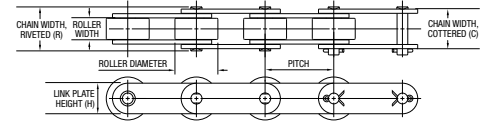
Standard Chain



Conveyor Chain (C20x0)



Oversized Roller Conveyor Chain (C20x2)



ASME/ANSI Number	Pitch	Roller Width	Roller Diameter	Pin Diameter	Link Plate Thickness	C	R	E**	H**	Avg. Weight	Avg. Tensile Strength†	Horsepower Table
	in mm	in mm	in mm	in mm	in mm	in mm	in mm	in mm	in mm	lbs/ft kg/m	lbs kg	page
40ACE	0.500 12.70	0.313 7.94	0.312 7.92	0.156 3.96	0.060 1.52	0.720 18.29	0.670 17.02	0.410 10.41	0.475 12.07	0.420 0.63	4,000 1,814	55
50ACE	0.625 15.88	0.375 9.53	0.400 10.16	0.200 5.08	0.080 2.03	0.890 22.61	0.830 21.08	0.512 13.00	0.594 15.09	0.680 1.01	6,600 2,994	57
60ACE	0.750 19.05	0.500 12.70	0.469 11.91	0.234 5.94	0.094 2.39	1.110 28.19	1.040 26.42	0.615 15.62	0.713 18.11	0.970 1.44	8,500 3,856	58
80ACE	1.000 25.40	0.625 15.88	0.625 15.88	0.312 7.92	0.125 3.18	1.440 36.58	1.320 33.53	0.820 20.83	0.950 24.13	1.700 2.53	14,500 6,577	59
C2040ACE	1.000 25.40	0.313 7.94	0.312 7.92	0.156 3.96	0.060 1.52	0.760 19.30	0.680 17.27	-	0.475 12.07	0.340 0.51	3,700 1,678	n/a
C2042ACE	1.000 25.40	0.313 7.94	0.625 15.88	0.156 3.96	0.060 1.52	0.760 19.30	0.680 17.27	-	0.475 12.07	0.340 0.51	3,700 1,678	n/a
C2050ACE	1.250 31.75	0.375 9.53	0.400 10.16	0.200 5.08	0.080 2.03	0.920 23.37	0.840 21.34	-	0.594 15.09	0.580 0.86	6,100 2,767	n/a
C2052ACE	1.250 31.75	0.375 9.53	0.750 19.05	0.200 5.08	0.080 2.03	0.920 23.37	0.840 21.34	-	0.594 15.09	0.580 0.86	6,100 2,767	n/a
C2060HACE	1.500 38.10	0.500 12.70	0.469 11.91	0.234 5.94	0.125 3.18	1.250 31.75	1.180 29.97	-	0.712 18.08	1.050 1.56	8,500 3,856	n/a
C2062HACE	1.500 38.10	0.500 12.70	0.875 22.23	0.234 5.94	0.125 3.18	1.250 31.75	1.180 29.97	-	0.712 18.08	1.050 1.56	8,500 3,856	n/a
C2080HACE	2.000 50.80	0.625 15.88	0.625 15.88	0.312 7.92	0.156 3.96	1.570 39.88	1.450 36.83	-	0.950 24.13	1.400 2.08	14,500 6,577	n/a
C2082HACE	2.000 50.80	0.625 15.88	1.125 28.58	0.312 7.92	0.156 3.96	1.570 39.88	1.450 36.83	-	0.950 24.13	1.400 2.08	14,500 6,577	n/a

** Maximum value listed.

† Diamond Chain Company uses average tensile strength as it is a more appropriate value for strength and load calculations. Working load should not exceed 1/6th tensile strength under typical conditions when using a press fit connecting link or 1/9th tensile strength when using a slip fit connecting link or offset link.

Stainless Steel Chain AP, 300, and 400 Series

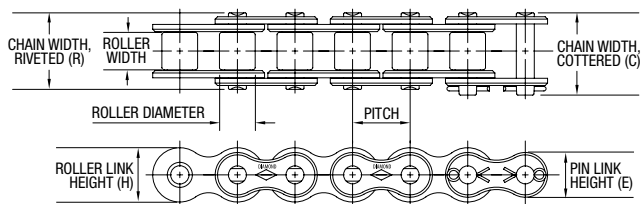
Stainless steel, because of its natural corrosion resistance, is recommended for applications involving exposure to chemicals or caustic acids. However, stainless steel is softer than carbon steel so wear, fatigue and tensile performance is reduced. Three different stainless steel materials are available; please see the section introduction and the corrosion tables at the back of the section for assistance in selecting the appropriate material. AP series stainless is the most common due to best combination of corrosion resistance and wear performance, followed by 300 series. 400 series is typically used only in special applications. AP series is the default material for stainless steel chains; contact customer service if 300 or 400 series is required.

AP Series: all components (except pins) 300 series (austenitic) stainless steel. Pins are precipitation hardened.

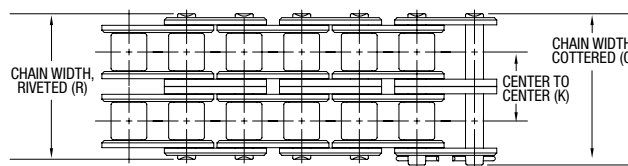
300 Series: all components (including pins) 300 series (austenitic) stainless steel.

400 Series: link plates constructed from 400 series stainless steel; pins, bushings and rollers 300 series stainless steel

Standard Chain



Multiple Strand Chain (-X suffix)



ASME/ANSI Number	Pitch	Roller Width	Roller Diameter	Pin Diameter	Link Plate Thickness	C	R	K	E**	H**	Avg. Weight	Avg. Tensile Strength†
	in mm	in mm	in mm	in mm	in mm	in mm	in mm	in mm	in mm	in mm	lbs/ft kg/m	lbs kg
47SS	0.148 3.75	0.072 1.83	*.090 2.29	0.062 1.57	0.015 0.38	0.250 6.35	0.220 5.59	-	0.138 3.51	0.138 3.51	0.035 0.05	180 82
25SS	0.250 6.35	0.125 3.18	*.130 3.30	0.090 2.29	0.030 0.76	0.370 9.40	0.340 8.64	-	0.205 5.21	0.238 6.05	0.084 0.13	700 318
25-2SS	0.250 6.35	0.125 3.18	*.130 3.30	0.090 2.29	0.030 0.76	0.630 16.00	0.590 14.99	0.252 6.40	0.205 5.21	0.238 6.05	0.163 0.24	1,400 635
35SS	0.375 9.53	0.188 4.76	*.200 5.08	0.141 3.58	0.050 1.27	0.560 14.22	0.500 12.70	-	0.308 7.82	0.356 9.04	0.210 0.31	1,700 771
40SS	0.500 12.70	0.313 7.94	0.312 7.92	0.156 3.96	0.060 1.52	0.720 18.29	0.670 17.02	-	0.410 10.41	0.475 12.07	0.410 0.61	3,000 1,361
40-2SS	0.500 12.70	0.313 7.94	0.312 7.92	0.156 3.96	0.060 1.52	1.290 32.77	1.240 31.50	0.566 -	0.410 10.41	0.475 12.07	0.800 1.19	6,000 2,722
41SS	0.500 12.70	0.250 6.35	0.306 7.77	0.141 3.58	0.050 1.27	0.650 16.51	0.570 14.48	-	0.310 7.87	0.383 9.73	0.280 0.42	1,700 771
50SS	0.625 15.88	0.375 9.53	0.400 10.16	0.200 5.08	0.080 2.03	0.890 22.61	0.830 21.08	-	0.512 13.00	0.594 15.09	0.680 1.01	4,700 2,132
50-2SS	0.625 15.88	0.375 9.53	0.400 10.16	0.200 5.08	0.080 2.03	1.600 40.64	1.550 39.37	0.713 -	0.521 13.00	0.594 15.09	1.320 1.96	9,400 4,264
60SS	0.750 19.05	0.500 12.70	0.469 11.91	0.234 5.94	0.094 2.39	1.110 28.19	1.040 26.42	-	.0615 15.52	0.713 18.11	1.000 1.49	6,750 3,062
60-2SS	0.750 19.05	0.500 12.70	0.469 11.91	0.234 5.94	0.094 2.39	2.010 51.05	1.940 49.28	0.897 -	.0615 15.52	0.713 18.11	1.950 2.90	13,500 6,123
80SS	1.000 25.40	0.625 15.88	0.625 15.88	0.312 7.92	0.125 3.18	1.440 36.58	1.320 33.53	0.00	0.820 20.83	0.950 24.13	1.690 2.51	12,000 5,443

* Chain is rollerless. Dimension shown is bushing diameter.

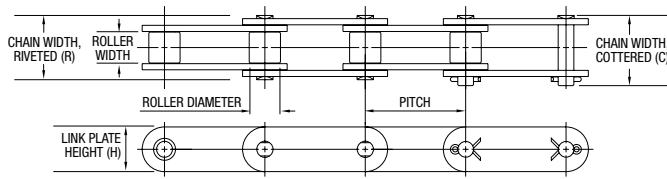
** Maximum value listed.

† Diamond Chain Company uses average tensile strength as it is a more appropriate value for strength and load calculations. Working load should not exceed 1/6th tensile strength under typical conditions when using a press fit connecting link or 1/9th tensile strength when using a slip fit connecting link or offset link.

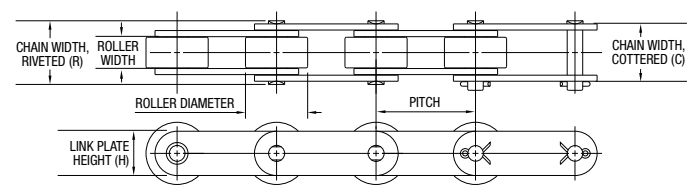
Stainless Steel Chain (continued)

Conveyor Series Chain

Standard Roller Conveyor Series (C2x0)



Oversized Roller Conveyor Series (C2x2)



ASME/ANSI Number	Pitch	Roller Width	Roller Diameter	Pin Diameter	Link Plate Thickness	C	R	H*	Avg. Weight	Avg. Tensile Strength†
	in mm	in mm	in mm	in mm	in mm	in mm	in mm	in mm	lbs/ft kg/m	lbs kg
Standard Rollers										
C2040SS	1.000 25.40	0.313 7.94	0.312 7.92	0.156 3.96	0.060 1.52	0.760 19.30	0.680 17.27	0.475 12.07	0.340 0.51	3,000 1,361
C2050SS	1.250 31.75	0.375 9.53	0.400 10.16	0.200 5.08	0.080 2.03	0.920 23.37	0.840 21.34	0.594 15.09	0.560 0.83	4,700 2,132
C2060SS	1.500 38.10	0.500 12.70	0.469 11.91	0.234 5.94	0.094 2.39	1.110 28.19	1.050 26.67	0.712 18.08	0.810 1.21	6,750 3,062
C2080SS	2.000 50.80	0.625 15.88	0.625 15.88	0.312 7.92	0.125 3.18	1.440 36.58	1.320 33.53	0.950 24.13	1.400 2.08	12,000 5,443
Oversized Roller										
C2042SS	1.000 25.40	0.313 7.94	0.625 15.88	0.156 3.96	0.060 1.52	0.760 19.30	0.680 17.27	0.475 12.07	0.550 0.82	3,000 1,361
C2052SS	1.250 31.75	0.375 9.53	0.750 19.05	0.200 5.08	0.080 2.03	0.920 23.37	0.840 21.34	0.594 15.09	0.860 1.28	4,700 2,132
C2062SS	1.500 38.10	0.500 12.70	0.875 22.23	0.234 5.94	0.094 2.39	1.110 28.19	1.050 26.67	0.712 18.08	1.270 1.89	6,750 3,062
C2082SS	2.000 50.80	0.625 15.88	1.125 28.58	0.312 7.92	0.125 3.18	1.440 36.58	1.320 33.53	0.950 24.13	2.060 3.07	12,000 5,443

* Nominal value listed

† Diamond Chain Company uses average tensile strength as it is a more appropriate value for strength and load calculations. Working load should not exceed 1/6th tensile strength under typical conditions when using a press fit connecting link or 1/9th tensile strength when using a slip fit connecting link or offset link.

Corrosion Resistance Tables

Stainless Steel Roller Chain

●=Total Resistance ●=Satisfactory Resistance ◐=Partial Resistance ○=Not Recommended

	AP Series Stainless	300 Series Stainless	400 Series Stainless
Acetic Acid			
Dilute 70°F	●	●	◐
Dilute Boiling	●	◐	◐
Conc. 70°F	●	●	◐
Conc. Boiling	◐	◐	◐
Acetic Anhydride	●	●	◐
Acetic Vapors	●	◐	-
Acetone	●	●	◐
Alcohol (Methyl, Ethyl, Propyl, and Butyl)	●	●	●
Aluminum Acetate	●	●	-
Aluminum Chloride	◐	◐	◐
Aluminum Sulfate			
70°F	◐	●	-
Boiling	◐	◐	-
Aluminum Potassium			
70°F	●	●	◐
Boiling	◐	◐	-
Ammonia			
Ammonium Hydroxide	●	●	●
Ammonium Bicarbonate	●	●	●
Ammonium Chloride			
70°F	●	●	◐
Boiling	○	◐	-
Ammonium Nitrate	●	●	●
Ammonium Oxalate	●	●	●
Ammonium Persulfate	●	●	-
Ammonium Sulfate			
70°F	●	●	◐
plus 0.5% H2SO4	●	●	-
plus 5.0% H2SO4	●	◐	-
Ammonium Stannichloride			
70°F	◐	◐	-
120°F	○	○	-
Aniline		●	●
Aniline Hydrochloride	◐	◐	-
Antimony, Molten, 1100°F	○	○	○
Baking Soda			
Sodium Bicarbonate	●	●	●
Barium Carbonate	●	●	●
Barium Chloride			
70°F	●	●	◐
Hot	◐	◐	-
Barium Nitrate	●	●	-
Barium Sulfate	●	●	-
Beer	●	●	●
Beet Juice	●	●	●
Benzene (Benzol)	●	●	●
Benzine TR	●	●	●
Benzoic Acid	●	●	●

	AP Series Stainless	300 Series Stainless	400 Series Stainless
Bichloride of Mercury			
less than 0.1%	●	●	-
greater than 0.7%-cold	◐	◐	-
greater than 0.7%-hot	◐	◐	-
Calcium Hypochloride	◐	◐	◐
Blood (Meat Juices)	●	●	●
Blue Vitriol (Copper Sulfate)			
5%-70°F	●	●	●
Saturated Solution-Boiling	●	●	-
Borax	●	●	●
Boric Acid	●	●	●
Bromine	○	○	○
Buttermilk	●	●	●
Butyric Acid	◐	●	●
Calcium Chloride (Alkaline)			
Boiling	●	●	-
Boiling, 300 lbs. Pressure	○	◐	-
Calcium Carbonate	●	●	●
Calcium Oxychloride	◐	◐	-
Calcium Sulfate	●	●	-
Carbolic Acid	●	●	●
Carbon Disulfide	●	●	●
Carbon Monoxide	●	●	●
Carbon Tetrachloride (Pure)	●	●	●
Carnallite (Potassium, Magnesium Chloride)	◐	◐	-
Caustic Lime, Potash or Soda (Calcium, Potassium, or Hydroxide), Lye			
70°F	●	●	●
Boiling	◐	◐	◐
Cellulose	●	●	-
Chlorine Gas			
Dry	○	◐	◐
Moist	○	○	○
Chlorinated Water	○	◐	●
Chlorobenzene	●	●	-
Chloroform	●	●	-
Chromic Acid			
70°F	●	◐	◐
Boiling	◐	◐	-
with SO3, Boiling	○	○	○
Chrome Aluminum	●	●	-
Boiling	○	○	-
Citric Acid-10%			
70°F	●	●	●
Boiling	◐	◐	○
Cola Syrup	●	◐	◐
Copperas (Ferrous Sulfate)	◐	◐	◐
Copper Acetate	●	●	-

Corrosion Resistance Tables

Stainless Steel Roller Chain

	AP Series Stainless	300 Series Stainless	400 Series Stainless
Copper Carbonate	●	●	●
Copper Chloride			
70°F	◐	◐	◐
Boiling	○	○	○
Copper Cyanide	●	●	●
Copper Nitrate	●	●	●
Copper Sulfate	●	●	●
Creosote	●	●	●
Cyanogen Gas	●	●	-
Dichloro-ethane (Ethylidene Chloride, Ethylene Chloride, Dutch Liquor)	●	●	-
Dyewood Liquor	●	●	-
Epsom Salts (Magnesium Sulfate)	●	●	◐
Ether	●	●	●
Ferric Hydroxide	●	●	●
Ferric Chloride	◐	◐	◐
Ferric Nitrate	●	●	●
Ferric or Ferrous Sulfate	◐	◐	◐
Formaldehyde (Formalin)	●	●	●
Formic Acid	◐	◐	◐
Fruit Juices	◐	●	◐
Fuel Oil	●	●	-
Fuel Oil Containing Sulfuric Acid	◐	◐	-
Gallic Acid	●	●	●
Gasoline	●	●	●
Glauber's Salt (Sodium Sulfate)	●	●	●
Glue acidified	◐	◐	-
Glycerine	●	●	●
Grape Juice	◐	●	●
Gypsum (Calcium Sulfate)	●	●	-
Hydrogen Peroxide	◐	◐	◐
Hydrobromic Acid	◐	◐	◐
Hydrochloric Acid (Muriatic)			
70°F	○	◐	◐
Boiling	○	○	○
Fumes-70°F	○	◐	◐
Hydrocyanic Acid (Prussic Acid)	●	●	◐
Hydrofluoric Acid Fumes	◐	◐	-
Hydrafluosilic Acid	◐	◐	-
Hydrofluosilic Acid Fumes	○	○	○
Hyposulfite of Soda (Hypo, Sodium Thiosulfate)	●	●	◐
Hydrogen Sulfide			
Dry	●	●	-
Moist, H2SO, Present	○	◐	-
Inks			
Alkaline	●	●	-
Acid	◐	◐	-
Iodine			
Dry	○	●	-
Moist	○	○	○
Iodotorm	●	●	-
Kerosene	●	●	●
Ketchup	●	◐	◐

	AP Series Stainless	300 Series Stainless	400 Series Stainless
Lactic Acid			
70°F	◐	●	◐
150°F	◐	◐	◐
Lard	●	●	-
Lead, Molten, 1200°F	◐	◐	◐
Linseed Oil	◐	●	◐
Lye (Sodium or Potassium Hydroxide)			
70°F	●	●	●
Boiling	◐	◐	◐
Lysol	●	●	◐
Magnesium Chloride			
70°F	◐	◐	◐
Hot	◐	◐	◐
Magnesium Oxychloride	◐	◐	-
Magnesium Sulfate (Epsom Salt)	●	●	◐
Malic Acid	●	●	◐
Manganese Chloride	●	●	-
Marsh Gas (Illuminating Gas)	●	●	-
Mash, Hot	●	●	-
Mayonnaise	●	◐	◐
Mercury	●	●	-
Methyl Aldehyde	●	●	-
Milk-Sweet or Sour	●	●	●
Mine Water, Acid	●	●	●
Mixed Acids			
a. 50% H2SO4 0.5 HNO3			
70°F	◐	◐	◐
Boiling	◐	◐	◐
b. 75% H2SO4 0.25 HNO3			
70°F	◐	◐	◐
Boiling	◐	◐	◐
c. 5% H2SO4 0.05 HNO3			
80% H2O			
70°F	◐	◐	◐
Boiling	◐	◐	-
d. Chromic and Sulfuric	◐	◐	-
Molasses	●	●	-
Mustard (Prepared)	●	●	○
Naphtha, Pure or Crude	●	●	●
Nickel Chloride	◐	◐	-
Nickel Sulfate	●	●	-
Nitre (Potassium Nitrate)	●	●	●
Nitric Acid			
70°F	◐	●	●
Concentrated, Boiling	◐	◐	○
Fuming, Concentrated, Boiling	◐	◐	○
Nitrous Acid	◐	●	◐
Oleic Acid	●	◐	◐
Oils, Mineral or Vegetable			
Refined	●	●	●
Crude	◐	◐	◐
Oxalic Acid	◐	◐	◐
Paraffin	●	●	●
Phenol (Carbolic Acid)	●	●	●

Corrosion Resistance Tables

Stainless Steel Roller Chain

●=Total Resistance ●=Satisfactory Resistance ◐=Partial Resistance ○=Not Recommended

	AP Series Stainless	300 Series Stainless	400 Series Stainless
Petroleum	●	●	●
Petroleum Ether	●	●	●
Phosphoric Acid, Technical	●	◐	◐
Boiling Crude	○	○	○
Picric Acid	●	●	●
Plaster of Paris (Sulfate of Lime, Gypsum)	●	●	-
Potash (Potassium Carbonate)	●	●	●
Potassium Bitartrate	◐	◐	-
Potassium Bichromate	●	●	●
Potassium Bromide	◐	◐	◐
Potassium Chlorate	●	●	●
Potassium Chloride	◐	◐	◐
Potassium Cyanide	●	●	●
Potassium Hydroxide			
Boiling	◐	◐	◐
Molten, 650°F	○	○	○
Potassium Hypochlorite	◐	◐	-
Potassium Iodide	●	●	-
Potassium Nitrate (Nitre, Saltpeter)	●	●	●
Potassium Oxylate	●	●	◐
Potassium Permanganate	●	●	●
Potassium Sulfate	●	●	●
Potassium Sulfide	●	●	-
Pyrogallic Acid	●	●	●
Prussic Acid (Hydrocyanic Acid)	●	●	◐
Quinine Sulfate	●	●	◐
Quinine Bisulfate	◐	◐	◐
Rosin, Molten	●	●	●
Salt (Sodium Chloride, Salt Brine)			
70°F	◐	◐	◐
150°F	◐	◐	◐
Sea Water	◐	◐	◐
Sewage, Sulfuric Acid Present	◐	◐	-
Silver Bromide	◐	◐	◐
Silver Nitrate	●	●	●
Soda Ash (Sodium Carbonate)	●	●	●
Sodium Acetate	●	●	●
Sodium Bicarbonate (Baking Soda)	●	●	●
Sodium Bisulfate, dilute	●	●	-
Sodium Bisulfate	●	●	-
Sodium Citrate	●	●	●
Sodium Chlorate	●	●	●
Sodium Chloride (Salt, Salt Brine)			
70°F	◐	◐	◐
150°F	◐	◐	◐
Sodium Cyanide	●	●	-
Sodium Fluoride	◐	◐	◐
Sodium Hydroxide			
70°F	●	●	●
Molten, 600°F	◐	◐	-
Sodium Hypochlorite	◐	◐	◐
Slightly Alkaline	●	●	-
Sodium Perchlorate	○	●	-

	AP Series Stainless	300 Series Stainless	400 Series Stainless
Sodium Hyposulfite (Hypo)	●	●	◐
Sodium Nitrate (Chili Saltpeter, Soda Nitre)	●	●	●
Molten, 600°F	◐	◐	-
Sodium Peroxide	●	●	-
Sodium Salicylate	●	●	●
Sodium Sulfate (Glauber's Salt)	●	●	●
Sodium Sulfide	◐	◐	◐
Sodium Thiosulfate (Hypo)	●	●	◐
Stannic Chloride (Tetrachloride of Tin)	○	○	○
Stannous Chloride	◐	◐	○
Starch	●	●	-
Strontium Hydroxide	●	●	-
Strontium Nitrate	●	●	-
Sugar or Cane Juice	●	●	-
Sulfur, Dry			
Molten, 260°F	●	●	-
Molten, 750°F	◐	◐	-
Sulfur Monochloride (Rubber Vulcanizing)	●	●	-
Sulfur Dioxide Gas, Moist	○	◐	-
Sulfurous Acid Water Solution			
Atmospheric Pressure	●	●	-
Over 60 lbs. Pressure	◐	◐	-
Sulfuric Acid			
70°F	◐	◐	-
Boiling	○	○	○
Fuming	◐	◐	-
Vapor (Battery Room)	◐	◐	-
Tannic Acid	●	●	◐
Tanning Liquor	●	●	-
Tartaric Acid	●	●	◐
Tetrachloride of Tin	○	○	○
Tin, Molten, 1100°F	○	○	○
Trichloroethylene	◐	◐	◐
Uric Acid	●	●	●
Varnish	●	●	●
Vegetables	●	●	●
Vinegar (Acetic Acid)	●	●	◐
Whiskey	●	●	-
Wood Pulp	●	●	-
Yeast	●	●	-
Zinc, Molten, 1100°F	○	○	○
Zinc Chloride			
100°F	●	●	◐
Boiling	◐	◐	-
Zinc Cyanide	●	●	-
Zinc Nitrate	●	●	-
Zinc Sulfate (White Vitriol)	◐	●	●

Reduced Maintenance



Duralube LIVE Roller Chain

Reduced Maintenance Chains are intended for applications where regular lubrication is not possible or practical. The life of these chains is significantly greater than a traditional chain that only has its initial lubrication. In all cases, life of reduced maintenance chain can be extended even further if regularly lubricated.

Diamond EHT	Ideal for high speed, high temperature or abrasive environments, Diamond EHT (Enhanced Heat Treatment) pins have been specially processed to provide exceptional wear performance in difficult environments. Available as an option on most carbon steel chains.
Duralube® LIVE	Duralube LIVE is a reduced maintenance chain specifically designed for moderate speed, moderate ambient temperature (<120°F/49°C), clean environments. Lubricant is impregnated into a specially designed bushing and released during service, providing supplemental lubrication to the pin/bushing joint. Duralube LIVE replaces the previous one-piece bushing/roller combination with a separate bushing and live turning roller for additional wear performance.
Duralube LIVE Food Grade	Duralube LIVE Food Grade adds a H1 food-grade lubricant rated for incidental food contact and ACE plating for moisture resistance to the Duralube LIVE product.
RING LEADER® O-Ring Chain	RING LEADER O-Ring chain is designed for applications that can introduce contaminants that can cause buildup in the clearances on standard chain where lubricant enters the pin/bushing area. O-Ring construction seals specially formulated lubrication into every joint and seals out contamination that can shorten chain life. Ideal for abrasive environments.

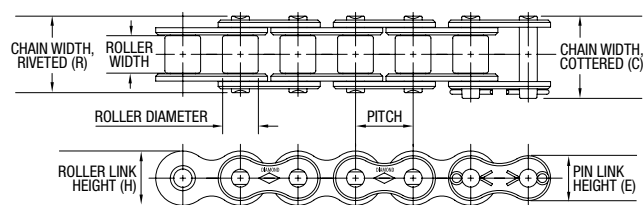
Reduced Maintenance Diamond EHT

Diamond EHT is an optional heat treatment that is available on most carbon steel Diamond Series roller chain*. EHT (Enhanced Heat Treatment) pins have a unique case-hardening that maintains the pin hardness in hot, high speed, or abrasive applications. By maintaining pin hardness in the difficult environment, superior wear performance is obtained. EHT is not a coating, but rather an enhancement to the case hardening of the pin itself. In contrast to coatings or platings, EHT pins offer a consistent pin hardness over a wide temperature range with no adverse wear if operated at ambient temperatures or lower speeds.

Please note that EHT is an available option on most carbon steel chains*; specify by adding EHT to the part number (e.g. 60 EHT). The table below is a reference that contains the most popular EHT part numbers.

*EHT pins are not available for high strength, hoist or lift chain, as medium carbon through-hardened pins are more appropriate for high shock applications. EHT pins are also not available for stainless steel chains.

Single Strand



ASME/ANSI Number	Pitch	Roller Width	Roller Diameter	Pin Diameter	Link Plate Thickness	C	R	E**	H**	Avg. Weight	Avg. Tensile Strength†	Horsepower Table
	in mm	in mm	in mm	in mm	in mm	in mm	in mm	in mm	in mm	lbs/ft kg/m	lbs kg	page
Standard Series												
40 EHT	0.500 12.70	0.313 7.94	0.312 7.92	0.156 3.96	0.060 1.52	0.720 18.29	0.670 17.02	0.410 10.41	0.475 12.07	0.410 0.61	4,000 1,814	55
50 EHT	0.625 15.88	0.375 9.53	0.400 10.16	0.200 5.08	0.080 2.03	0.890 22.61	0.830 21.08	0.512 13.00	0.594 15.09	0.680 1.01	6,600 2,994	57
60 EHT	0.750 19.05	0.500 12.70	0.469 11.913	0.234 5.944	0.094 2.39	1.110 28.19	1.040 26.416	0.615 15.62	0.713 18.11	0.990 1.47	8,500 3,856	58
80 EHT	1.000 25.40	0.625 15.88	0.625 15.88	0.312 7.92	0.125 3.18	1.440 36.58	1.320 33.53	0.820 20.83	0.950 24.13	1.730 2.57	14,500 6,577	59
100 EHT	1.250 31.75	0.750 19.05	0.750 19.05	0.375 9.53	0.156 3.96	1.730 43.94	1.610 40.89	1.025 26.04	1.188 30.18	2.510 3.74	24,000 10,886	60
120 EHT	1.500 38.10	1.000 25.40	0.875 22.23	0.437 11.10	0.187 4.75	2.140 54.36	2.000 50.80	1.230 31.24	1.425 36.20	3.690 5.49	34,000 15,422	61
Heavy Series												
60H EHT	0.750 19.05	0.500 12.70	0.469 11.91	0.234 5.94	0.125 3.18	1.240 31.50	1.170 29.72	0.615 15.62	0.713 18.11	1.180 1.76	8,500 3,856	67
80H EHT	1.000 25.40	0.625 15.88	0.625 15.88	0.312 7.92	0.156 3.96	1.570 39.88	1.450 36.83	0.820 20.83	0.950 24.13	2.020 3.01	14,500 6,577	68
100H EHT	1.250 31.75	0.750 19.05	0.750 19.05	0.375 9.53	0.187 4.75	1.860 47.24	1.740 44.20	1.025 26.04	1.188 30.18	2.820 4.20	24,000 10,886	69

** Maximum value listed.

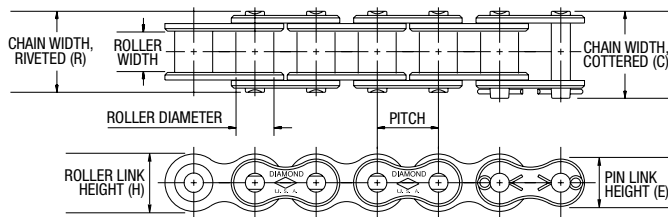
† Diamond Chain Company uses average tensile strength as it is a more appropriate value for strength and load calculations. Working load should not exceed 1/6th tensile strength under typical conditions when using a press fit connecting link or 1/9th tensile strength when using a slip fit connecting link or offset link.

Reduced Maintenance Duralube LIVE® / Duralube LIVE Food Grade

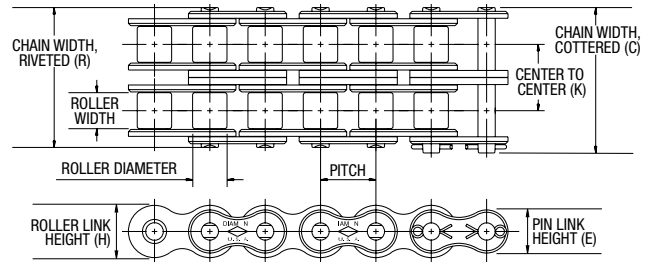
Duralube LIVE is a reduced maintenance chain intended for clean, dust-free applications. Lubricant is impregnated into the bushing and released during service, providing supplemental lubrication to the pin/bushing joint. Duralube LIVE replaces the one-piece roller/bushing of the original Duralube product with a separate bushing and live roller, Duralube LIVE Food grade adds a H1 food grade lubricant rated for incidental food contact and ACE (Anti Corrosion Exterior) plating for moisture resistance to the standard Duralube LIVE product.

Specify Duralube LIVE as DLR, specify Duralube LIVE Food Grade as DLF

Standard Chain



Multistrand Chain (-X Suffix)



ASME/ANSI Number	Pitch	Roller Width	Roller Diameter	Pin Diameter	Link Plate Thickness	C	R	K	E**	H**	Avg. Weight	Avg. Tensile Strength†
	in mm	in mm	in mm	in mm	in mm	in mm	in mm	in mm	in mm	in mm	lbs/ft kg/m	lbs kg
40 DLR	0.500 12.70	0.313 7.94	0.312 7.925	0.156 3.962	0.060 1.52	0.720 18.29	0.670 17.018	-	0.410 10.41	0.475 12.07	0.400 0.60	3300 1,497
40-2 DLR	0.500 12.70	0.313 7.94	0.312 7.92	0.156 3.96	0.060 1.52	1.290 32.77	1.240 31.50	0.566 14.38	0.410 10.41	0.475 12.07	0.810 1.21	6,600 2,994
50 DLR	0.625 15.88	0.375 9.53	0.400 10.16	0.200 5.08	0.080 2.03	0.890 22.61	0.830 21.08	-	0.512 13.00	0.594 15.09	0.650 0.97	5,200 2,359
50-2 DLR	0.625 15.88	0.375 9.53	0.400 10.16	0.200 5.08	0.080 2.03	1.600 40.64	1.550 39.37	0.713 18.11	0.512 13.00	0.594 15.09	1.270 1.89	10,400 4,717
60 DLR	0.750 19.05	0.500 12.70	0.469 11.91	0.234 5.94	0.094 2.39	1.110 28.19	1.040 26.42	-	0.615 15.62	0.713 18.11	0.950 1.41	7,400 3,357
60-2 DLR	0.750 19.05	0.500 12.70	0.469 11.91	0.234 5.94	0.094 2.39	2.010 51.05	1.940 49.28	0.897 22.78	0.615 15.62	0.713 18.11	1.850 2.75	14,800 6,713
80 DLR	1.000 25.40	0.625 15.88	0.625 15.88	0.312 7.92	0.125 3.18	1.440 36.58	1.320 33.53	-	0.82 20.83	0.950 24.13	1.600 2.38	13,000 5,897
80-2 DLR	1.000 25.40	0.625 15.88	0.625 15.88	0.312 7.92	0.125 3.18	2.590 65.79	2.470 62.74	-	0.82 20.83	0.950 24.13	2.797 4.16	24,000 10,886

Due to the nature of the Duralube LIVE construction, the following speed and temperature limitations should be considered.

Size	Max Speed
Single Pitch	
#40	1300 ft/min (396 meters/min)
#50	1000 ft/min (304 meters/min)
#60	850 ft/min (259 meters/min)
#80	650 ft/min (198 meters/min)

Ambient temperature should not exceed 120°F (49°C)

** Maximum value listed.

† Diamond Chain Company uses average tensile strength as it is a more appropriate value for strength and load calculations. Working load should not exceed 1/6th tensile strength under typical conditions when using a press fit connecting link or 1/9th tensile strength when using a slip fit connecting link or offset link.

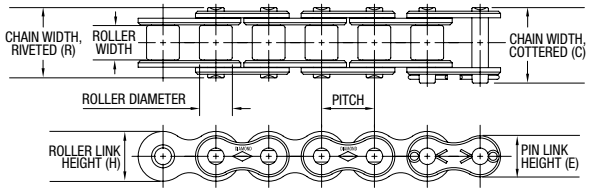
Reduced Maintenance XLO O-Ring Chain

XLO O-Ring Chain is specially designed for applications such as agriculture, packaging, printing, textile and chemical processing that can introduce contaminants that can damage standard chain. Dirt, mud, dust, paper fines, food particles and moisture can cause buildup on the chain on a standard roller chain and actually damage the surface of pins and bushings.

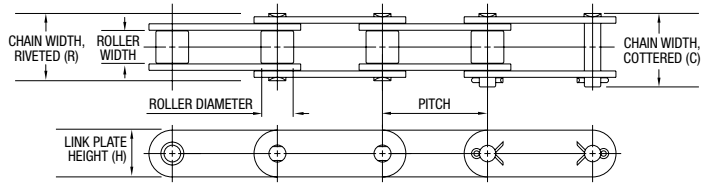
XLO Chain is constructed with O-rings that seal in a specially formulated lubricant into every joint and seal out dirt, contaminants and moisture. Standard XLO chain can operate in ambient temperatures up to 150°F (65°C), while an optional O-ring can allow operation in temperatures up to 450°F (232°C) (sizes 50-100 only).

Note: Diamond Chain recommends periodic lubrication on the external O-ring surfaces along with the roller/sprocket contact surfaces.

Standard chain



Oval contour (C20x0)



ASME/ANSI Number	Pitch	Roller Width	Roller Diameter	Pin Diameter	Link Plate Thickness	C	R	K	E**	H**	Avg. Weight	Avg. Tensile Strength†	Horsepower Table
	in mm	in mm	in mm	in mm	in mm	in mm	in mm	in mm	in mm	in mm	lbs/ft kg/m	lbs kg	page
50 XLO	0.625 15.88	0.375 9.53	0.400 10.16	0.200 5.08	0.080 2.03	0.950 24.13	0.890 22.61	0.512 13.00	0.594 15.09	0.720 1.07	6,500 2,948	3300 1,497	80
50H XLO	0.625 15.88	0.375 9.53	0.400 10.16	0.214 5.44	0.094 2.39	1.020 25.91	0.960 24.38	0.512 13.00	0.594 15.09	0.930 1.38	9,300 4,218	6,600 2,994	n/a
60 XLO	0.750 19.05	0.500 12.70	0.469 11.91	0.234 5.94	0.094 2.39	1.210 30.73	1.130 28.70	0.615 15.62	0.713 18.11	1.010 1.50	7,700 3,493	5,200 2,359	81
80 XLO	1.000 25.40	0.625 15.88	0.625 15.88	0.312 7.92	0.125 3.18	1.510 38.35	1.410 35.81	0.615 15.62	0.713 18.11	1.770 2.63	13,500 6,123	10,400 4,717	82
100 XLO	1.250 31.75	0.750 19.05	0.750 19.05	0.375 9.53	0.156 3.96	1.830 46.48	1.740 44.20	1.025 26.04	1.188 30.18	2.550 3.79	22,000 9,979	7,400 3,357	83
120 XLO	1.500 38.10	1.000 25.40	0.875 22.23	0.437 11.10	0.187 4.75	2.240 56.90	2.120 53.85	1.23 31.24	1.425 36.20	3.760 5.60	30,000 13,608	14,800 6,713	n/a
140 XLO	1.750 44.45	1.000 25.40	1.000 25.40	0.500 12.70	0.219 5.56	2.490 63.25	2.350 59.69	1.435 36.45	1.663 42.24	5.100 7.59	42,000 19,051	13,000 5,897	n/a
160 XLO	2.000 50.80	1.250 31.75	1.125 28.58	0.562 14.27	0.250 6.35	2.960 75.18	2.820 71.63	1.640 41.66	1.900 48.26	6.660 9.91	52,000 23,587	13,000 5,897	n/a
C2050 XLO	1.250 31.75	0.375 9.53	0.400 10.16	0.200 5.08	0.080 2.03	0.950 24.13	0.890 22.61	0.594 15.09	0.594 15.09	0.590 0.88	6,500 2,948	3,300 1,497	n/a
C2060H XLO	1.500 38.10	0.500 12.70	0.469 11.91	0.234 5.94	0.125 3.18	1.270 32.26	1.210 30.73	0.712 18.08	0.712 18.08	1.170 1.74	7,700 3,493	5,200 2,359	n/a

** Maximum value listed.

† Diamond Chain Company uses average tensile strength as it is a more appropriate value for strength and load calculations. Working load should not exceed 1/6th tensile strength under typical conditions when using a press fit connecting link or 1/9th tensile strength when using a slip fit connecting link or offset link.

Attachments



Extended Pin Roller Chain

Diamond Chain offers an extensive assortment of attachments - over 100 “standard” attachments are available, plus the ability to create almost any kind of custom attachment. Our attachments are designed with the same level of care and precision as our chain; high-volume attachments have dedicated tooling and presses to quickly and repeatedly produce parts for an order, while lower volume and custom designs are fabricated using our laser fabrication cell that allows precision cutting without long equipment changeover or extensive tooling times.

This section details our standard attachments that can accommodate a variety of uses. However, in some cases attachment chain is very specific to the application (e.g. pin over chain, thermoforming chain, serrated top chain). If the desired attachment is not found in this section, please reference the “application specific” section of this catalog. If still not located, please contact Diamond Chain to learn how custom parts can be created for your specific application.

Attachment Chain Guidelines:

Modifications: All attachments are designed and heat treated to permit further operations by the user such as drilling, reaming and tapping. Welding, however, should never be performed as it can adversely affect the heat treatment of the material.

Extended pins: Extended pins are made from medium carbon through-hardened steel and specially heat treated for ductility and toughness.

Shouldered pins: Diamond does not recommend the use of “shouldered pins”, as quality is compromised due to high stress concentration where the diameters change. Additions of sleeves or bearings on extended pins often yield a more dependable design at a lower cost.

Attachment hole sizes: If the application requires a different attachment hole than shown, please contact Diamond as alternative lug holes may be available.

Length matching: For applications requiring two or more chains to run in parallel with “flights” joining the chain, it is critical to have the chains ordered as a set, matched for length, and installed on the machinery with the same relationship to one another as when manufactured.

Standard chain tolerance: ASME/ANSI tolerance on a chain is +0.016”/-0.000 per foot.

Class 1 matching: ensures the longest and shortest chain in a set do not vary in length by more than 0.006”/ft.

Class 2 matching: ensures the longest and shortest chain in a set do not vary in length by more than 0.002”/ft.

Attachment Summary

This list provides an at-a-glance reference for standard Diamond Chain Attachments. Details are included in the following pages. If the desired attachment is not found in this section, please reference the Specialty Applications section of this catalog. If still not located, please contact Diamond Chain to learn how custom parts can be created for your specific application.

Single Pitch Standard Attachments		Diamond	Tsubaki	Renold	Drives
	Bent Link Plate one side - one hole	B1-1H	A-1	A-1	BA-1
	Bent Link Plate two sides - one hole	B2-1H	K-1	K-1	BK-1
	Wide Contour Bent Link Plate one side - one hole	WCB1-1H	WA-1	WA-1	WBA-1
	Wide Contour Bent Link Plate one side - two holes	WCB1-2H	WA-2	WA-2	WBA-2
	Wide Contour Bent Link Plate two sides - one hole	WCB2-1H	WK-1	WK-1	WBK-1
	Wide Contour Bent Link Plate two sides - two holes	WCB2-2H	WK-2	WK-2	WBK-2
	Straight Link Plate one side - one hole	S1-1H	SA-1	M-35	SA-1
	Straight Link Plate two sides - one hole	S2-1H	SK-1	M-1	SK-1
	Wide Contour Straight Link Plate one side - one hole	WCS1-1H	WSA-1	WM-35	WSA-1
	Wide Contour Straight Link Plate one side - two holes	WCS1-2H	WSA-2	WM-35-2	WSA-2
	Wide Contour Straight Link Plate two sides - one hole	WCS2-1H	WSK-1	WM-1	WSK-1
	Wide Contour Straight Link Plate two sides - two holes	WCS2-2H	WSK-2	WM-2	WSK-2
	One Pin Extended	E1	D-1	D-1	D-1
	Two Pins Extended	E2	D-3	D-3	D-3

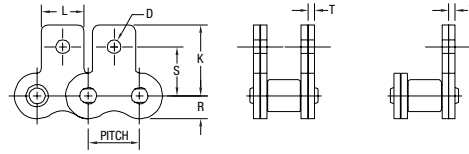
Double Pitch Standard Attachments (applies to regular and oversized rollers)		Diamond	Tsubaki	Renold	Drives
	Bent Link Plate one side - one hole	B1-1H	A-1	A-1	BA-1
	Bent Link Plate one side - two holes	B1-2H	A-2	A-2	BA-2
	Bent Link Plate two sides - one hole	B2-1H	K-1	K-2	BK-1
	Bent Link Plate two sides - two holes	B2-2H	K-2	K-2	BK-2
	Straight Link Plate one side - one hole	S1-1H	SA-1	M-35	SA-1
	Straight Link Plate one side - two holes	S1-2H	SA-2	M-35-2	SA-2
	Straight Link Plate two sides - one hole	S2-1H	SK-1	M-1	SK-1
	Straight Link Plate two sides - two holes	S2-2H	SK-2	M-2	SK-2
	One Pin Extended	E1	D-1	D-1	D-1
	Two Pins Extended	E2	D-3	D-3	D-3

Attachments

Standard Straight Attachments

Attachments available for all chain types and platings. Extended leadtimes may apply.

Description	Diamond P/N	Others P/N
One side, one hole	S1-1H	M-35, SA-1
Two sides, one hole	S2-1H	M-1, SK-1

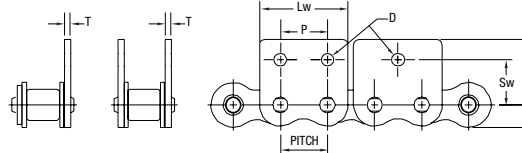


ASME/ANSI Number	Pitch	D	K	L	R Max.	S	T
	in mm	in mm	in mm	in mm	in mm	in mm	in mm
25 / 25SS	0.250 6.35	0.125 3.18	0.451 11.455	0.218 5.54	0.119 3.02	0.308 7.82	0.030 0.76
35 / 35SS	0.375 9.53	0.102 2.59	0.577 14.656	0.312 7.92	0.178 4.52	0.387 9.83	0.050 1.27
40 / 40SS	0.500 12.70	0.141 3.58	0.684 17.374	0.375 9.53	0.238 6.05	0.489 12.42	0.060 1.52
41 / 41SS	0.500 12.70	0.141 3.58	0.698 17.729	0.375 9.53	0.192 4.88	0.482 12.24	0.050 1.27
50 / 50SS	0.625 15.88	0.203 5.16	0.895 22.733	0.500 12.70	0.297 7.54	0.618 15.70	0.080 2.03
60 / 60SS	0.750 19.05	0.203 5.16	1.038 26.365	0.625 15.88	0.356 9.04	0.716 18.19	0.094 2.39
80 / 80SS	1.000 25.40	0.266 6.76	1.339 34.011	0.750 19.05	0.475 12.07	0.968 24.59	0.125 3.18
100	1.250 31.75	0.343 8.71	1.696 43.078	1.000 25.40	0.594 15.09	1.233 31.32	0.156 3.96
120	1.500 38.10	0.386 9.80	2.024 51.410	1.125 28.58	0.713 18.11	1.424 36.17	0.187 4.75
140	1.750 44.45	0.448 11.38	2.445 62.103	1.375 34.93	0.831 21.11	1.750 44.45	0.220 5.59
160	2.000 50.80	0.516 13.11	2.756 70.002	1.500 38.10	0.950 24.13	2.007 50.98	0.250 6.35

Wide Contour Straight Attachments

Attachments available for all chain types and platings. Extended leadtimes may apply.

Description	Diamond P/N	Others P/N
One side, one hole	WCS1-1H	WM-35, WSA-1
One side, two holes	WCS1-2H	WM-35-2, WSA-2
Two sides, one hole	WCS2-1H	WM-1, WSK-1
Two sides, two holes	WCS2-2H	WM-2, WSK-2



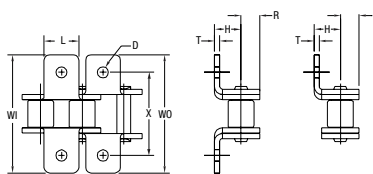
ASME/ANSI Number	Pitch	D	K	Lw	P	R Max.	Sw	T	W	X
	in mm	in mm	in mm	in mm	in mm	in mm	in mm	in mm	in mm	in mm
35 / 35SS	0.375 9.53	0.125 3.18	0.577 14.66	0.727 18.47	0.375 9.53	0.178 4.52	0.399 10.13	0.050 1.27	1.105 28.07	0.750 19.05
40 / 40SS	0.500 12.70	0.141 3.58	0.684 17.37	0.946 24.03	0.500 12.70	0.238 6.05	0.503 12.78	0.060 1.52	1.366 34.70	1.000 25.40
41	0.500 12.70	0.141 3.58	0.698 17.73	0.878 22.30	0.500 12.70	0.192 4.88	0.482 12.24	0.050 1.27	1.372 34.85	0.937 23.80
50 / 50SS	0.625 15.88	0.203 5.16	0.895 22.73	1.211 30.76	0.625 15.88	0.297 7.54	0.618 15.70	0.080 2.03	1.807 45.90	1.250 31.75
60 / 60SS	0.750 19.05	0.203 5.16	1.038 26.37	1.420 36.07	0.750 19.05	0.356 9.04	0.716 18.19	0.094 2.39	2.135 54.23	1.500 38.10
80 / 80SS	1.000 25.40	0.266 6.76	1.339 34.01	1.885 47.88	1.000 25.40	0.475 12.07	0.967 24.56	0.125 3.18	2.750 69.85	2.000 50.80
100	1.250 31.75	0.343 8.71	1.696 43.08	2.362 59.99	1.250 31.75	0.594 15.09	1.233 31.32	0.156 3.96	3.408 86.56	2.500 63.50
120	1.500 38.10	0.386 9.80	2.023 51.38	2.836 72.03	1.500 38.10	0.713 18.11	1.424 36.17	0.187 4.75	4.239 107.67	2.995 76.07

Attachments

Standard Bent Attachments

Attachments available for all chain types and platings. Extended leadtimes may apply.

Description	Diamond P/N	Others P/N
One side, one hole	B1-1H	A1, BA-1
Two sides, one hole	B2-1H	K1, BK-1

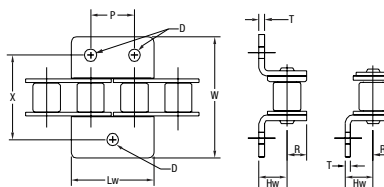


ASME/ANSI Number	Pitch	D	H	L	R Max.	T	WI	W0	X
	in mm	in mm	in mm	in mm	in mm	in mm	in mm	in mm	in mm
25 / 25SS	0.250 6.35	0.125 3.18	0.180 4.572	0.218 5.54	0.119 3.02	0.030 0.76	0.781 19.84	0.843 21.41	0.562 14.27
35 / 35SS	0.375 9.53	0.102 2.59	0.250 6.350	0.312 7.92	0.178 4.52	0.050 1.27	1.125 28.58	1.125 28.58	0.750 19.05
40 / 40SS	0.500 12.70	0.141 3.58	0.312 7.925	0.375 9.53	0.238 6.05	0.060 1.52	1.390 35.31	1.390 35.31	1.000 25.40
41 / 41SS	0.500 12.70	0.141 3.58	0.282 7.163	0.375 9.53	0.192 4.88	0.050 1.27	1.375 34.93	1.375 34.93	0.937 23.80
50 / 50SS	0.625 15.88	0.203 5.16	0.406 10.312	0.500 12.70	0.297 7.54	0.080 2.03	1.812 46.02	1.812 46.02	1.250 31.75
60 / 60SS	0.750 19.05	0.203 5.16	0.478 12.141	0.625 15.88	0.356 9.04	0.094 2.39	2.135 54.23	2.135 54.23	1.500 38.10
80 / 80SS	1.000 25.40	0.266 6.76	0.625 15.875	0.750 19.05	0.475 12.07	0.125 3.18	2.750 69.85	2.750 69.85	2.000 50.80
100	1.250 31.75	0.343 8.71	0.784 19.914	1.000 25.40	0.594 15.09	0.156 3.96	3.077 78.16	3.406 86.51	2.500 63.50
120	1.500 38.10	0.386 9.80	0.917 23.292	1.125 28.58	0.713 18.11	0.187 4.75	3.841 97.56	4.239 107.67	2.995 76.07
140	1.750 44.45	0.448 11.38	1.127 28.626	1.375 34.93	0.831 21.11	0.220 5.59	4.361 110.77	4.826 122.58	3.500 88.90
160	2.000 50.80	0.516 13.11	1.250 31.750	1.500 38.10	0.950 24.13	0.250 6.35	5.078 128.98	5.609 142.47	4.000 101.60

Wide Contour Bent Attachments

Attachments available for all chain types and platings. Extended leadtimes may apply.

Description	Diamond P/N	Others P/N
One side, one hole	WCB1-1H	WA-1, WBA-1
One side, two holes	WCB1-2H	WA-2, WBA-2
Two sides, one hole	WCB2-1H	WK-1, WBK-1
Two sides, two holes	WCB2-2H	WK-2, WBK-2



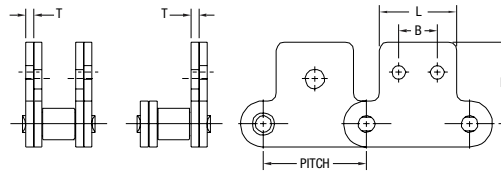
ASME/ANSI Number	Pitch	D	Hw	Lw	P	R Max.	T	W	X
	in mm	in mm	in mm	in mm	in mm	in mm	in mm	in mm	in mm
35 / 35SS	0.375 9.53	0.125 3.18	0.262 6.655	0.727 18.47	0.375 9.53	0.178 4.52	0.050 1.27	1.105 28.07	0.750 19.05
40 / 40SS	0.500 12.70	0.141 3.58	0.326 8.280	0.946 24.03	0.500 12.70	0.238 6.05	0.060 1.52	1.366 34.70	1.000 25.40
41	0.500 12.70	0.141 3.58	0.282 7.163	0.878 22.30	0.500 12.70	0.192 4.88	0.050 1.27	1.372 34.85	0.937 23.80
50 / 50SS	0.625 15.88	0.203 5.16	0.406 10.312	1.211 30.76	0.625 15.88	0.297 7.54	0.080 2.03	1.807 45.90	1.250 31.75
60 / 60SS	0.750 19.05	0.203 5.16	0.478 12.14	1.420 36.07	0.750 19.05	0.356 9.04	0.094 2.39	2.135 54.23	1.500 38.10
80 / 80SS	1.000 25.40	0.266 6.76	0.625 15.88	1.885 47.88	1.000 25.40	0.475 12.07	0.125 3.18	2.750 69.85	2.000 50.80
100	1.250 31.75	0.343 8.71	0.784 19.91	2.362 59.99	1.250 31.75	0.594 15.09	0.156 3.96	3.408 86.56	2.500 63.50
120	1.500 38.10	0.386 9.80	0.917 23.29	2.836 72.03	1.500 38.10	0.713 18.11	0.187 4.75	4.239 107.67	2.995 76.07

Attachments

Double Pitch Oval Contour Straight Attachments

Attachments available for all chain types and platings. Extended leadtimes may apply.

Description	Diamond P/N	Others P/N
One side, one hole	S1-1H	M-35, SA-1
One side, two holes	S1-2H	M-35-2, SA-2
Two sides, one hole	S2-1H	M-1, SK-1
Two sides, two holes	S2-2H	M-2, SK-2

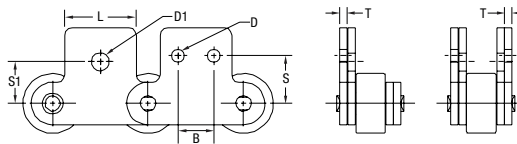


ASME/ANSI Number	Pitch	Roll Diameter	Two Attachment Holes			K	L	T	One Attachment Hole	
			B	D	S				D1	S1
	in mm	in mm	in mm	in mm	in mm	in mm	in mm	in mm	in mm	in mm
C2040 / C2040SS	1.000 25.40	0.312 7.92	0.375 9.53	0.141 3.58	0.531 13.49	0.773 19.63	0.750 19.05	0.060 1.52	0.188 4.78	0.438 11.13
C2050 / C2050SS	1.250 31.75	0.400 10.16	0.469 11.91	0.203 5.16	0.625 15.88	0.971 24.66	0.937 23.80	0.080 2.03	0.250 6.35	0.563 14.30
C2060H	1.500 38.10	0.469 11.91	0.562 14.27	0.203 5.16	0.750 19.05	1.203 30.56	1.125 28.58	0.125 3.18	0.329 8.36	0.688 17.48
C2060SS	1.500 38.10	0.469 11.91	0.562 14.27	0.203 5.16	0.750 19.05	1.203 30.56	1.125 28.58	0.094 2.39	0.329 8.36	0.688 17.48
C2080H	2.000 50.80	0.625 15.88	0.750 19.05	0.266 6.76	1.000 25.40	1.590 40.39	1.500 38.10	0.156 3.96	0.375 9.53	0.875 22.23
C2080SS	2.000 50.80	0.625 15.88	0.750 19.05	0.266 6.76	1.000 25.40	1.590 40.39	1.500 38.10	0.125 3.18	0.375 9.53	0.875 22.23
C2100H	2.500 63.50	0.750 19.05	0.937 23.80	0.328 8.33	1.250 31.75	1.982 50.34	1.875 47.63	0.187 4.75	0.516 13.11	1.125 28.58
C2120H	3.000 76.20	0.875 22.23	1.125 28.58	0.391 9.93	1.469 37.31	2.367 60.12	2.250 57.15	0.219 5.56	0.563 14.30	1.312 33.32
C2160H	4.000 101.60	1.125 28.58	1.500 38.10	0.516 13.11	2.000 50.80	3.090 78.49	3.000 76.20	0.281 7.14	0.750 19.05	1.750 44.45

Double Pitch Oval Contour Straight Attachments Oversized Roller

Attachments available for all chain types and platings. Extended leadtimes may apply.

Description	Diamond P/N	Others P/N
One side, one hole	S1-1H	M-35, SA-1
One side, two holes	S1-2H	M-35-2, SA-2
Two sides, one hole	S2-1H	M-1, SK-1
Two sides, two holes	S2-2H	M-2, SK-2



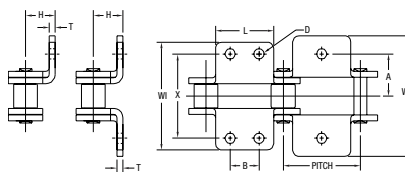
ASME/ANSI Number	Pitch	Roll Diameter	Two Attachment Holes			K	L	T	One Attachment Hole	
			B	D	S				D1	S1
	in mm	in mm	in mm	in mm	in mm	in mm	in mm	in mm	in mm	in mm
C2040 / C2040SS	1.000 25.40	0.312 7.92	0.375 9.53	0.141 3.58	0.531 13.49	0.773 19.63	0.750 19.05	0.060 1.52	0.188 4.78	0.438 11.13
C2050 / C2050SS	1.250 31.75	0.400 10.16	0.469 11.91	0.203 5.16	0.625 15.88	0.971 24.66	0.937 23.80	0.080 2.03	0.250 6.35	0.563 14.30
C2060H	1.500 38.10	0.469 11.91	0.562 14.27	0.203 5.16	0.750 19.05	1.203 30.56	1.125 28.58	0.125 3.18	0.329 8.36	0.688 17.48
C2060SS	1.500 38.10	0.469 11.91	0.562 14.27	0.203 5.16	0.750 19.05	1.203 30.56	1.125 28.58	0.094 2.39	0.329 8.36	0.688 17.48
C2080H	2.000 50.80	0.625 15.88	0.750 19.05	0.266 6.76	1.000 25.40	1.590 40.39	1.500 38.10	0.156 3.96	0.375 9.53	0.875 22.23
C2080SS	2.000 50.80	0.625 15.88	0.750 19.05	0.266 6.76	1.000 25.40	1.590 40.39	1.500 38.10	0.125 3.18	0.375 9.53	0.875 22.23
C2100H	2.500 63.50	0.750 19.05	0.937 23.80	0.328 8.33	1.250 31.75	1.982 50.34	1.875 47.63	0.187 4.75	0.516 13.11	1.125 28.58
C2120H	3.000 76.20	0.875 22.23	1.125 28.58	0.391 9.93	1.469 37.31	2.367 60.12	2.250 57.15	0.219 5.56	0.563 14.30	1.312 33.32
C2160H	4.000 101.60	1.125 28.58	1.500 38.10	0.516 13.11	2.000 50.80	3.090 78.49	3.000 76.20	0.281 7.14	0.750 19.05	1.750 44.45

Attachments

Double Pitch Oval Contour Bent Attachments

Attachments available for all chain types and platings. Extended leadtimes may apply.

Description	Diamond P/N	Others P/N
One side, one hole	B1-1H	A-1, BA-1
One side, two holes	B1-2H	A-2, BA-2
Two sides, one hole	B2-1H	K-1, BK-1
Two sides, two holes	B2-2H	K-2, BK-2

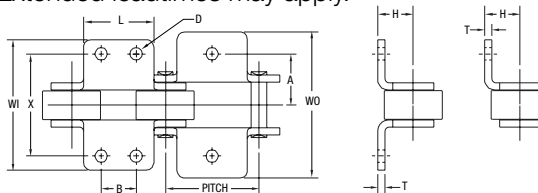


ASME/ANSI Number	Pitch	Roller Diameter	A	B	D	H	L	T	WI	W0	X
	in mm	in mm	in mm	in mm	in mm	in mm	in mm	in mm	in mm	in mm	in mm
C2040	1.000 25.40	0.312 7.92	0.500 12.70	0.375 9.53	0.141 3.58	0.359 9.12	0.750 19.05	0.060 1.52	1.350 34.29	1.483 37.67	1.000 25.40
C2040SS	1.000 25.40	0.312 7.92	0.500 12.70	0.375 9.53	0.141 3.58	0.355 9.02	0.750 19.05	0.060 1.52	1.350 34.29	1.488 37.80	1.000 25.40
C2050	1.250 31.75	0.400 10.16	0.625 15.88	0.469 11.91	0.203 5.16	0.453 11.51	0.937 23.80	0.080 2.03	1.692 42.98	1.863 47.32	1.250 31.75
C2050SS	1.250 31.75	0.400 10.16	0.625 15.88	0.469 11.91	0.203 5.16	0.453 11.51	0.937 23.80	0.080 2.03	1.692 42.98	1.863 47.32	1.250 31.75
C2060H	1.500 31.75	0.469 10.16	0.844 15.88	0.562 11.91	0.203 5.16	0.578 11.51	1.125 23.80	0.125 2.03	2.171 42.98	2.446 47.32	1.688 31.75
C2060SS	1.500 38.10	0.469 11.91	0.844 21.44	0.562 14.27	0.203 5.16	0.561 14.68	1.125 28.58	0.094 3.18	2.115 55.14	2.317 62.13	1.688 42.88
C2080H	2.000 38.10	0.625 11.91	1.094 21.44	0.750 14.27	0.266 5.16	0.766 14.25	1.500 28.58	0.156 2.39	2.792 53.72	3.125 58.85	2.188 42.88
C2080SS	2.000 50.80	0.625 15.88	1.094 27.79	0.750 19.05	0.266 6.76	0.739 19.46	1.500 38.10	0.125 3.96	2.760 70.92	3.028 79.38	2.188 55.58
C2100H	2.500 63.50	0.750 19.05	1.312 33.32	0.937 23.80	0.328 8.33	0.922 23.42	1.875 47.63	0.187 4.75	3.554 90.27	3.951 100.36	2.625 66.68
C2120H	3.000 76.20	0.875 22.23	1.562 39.67	1.125 28.58	0.391 9.93	1.095 27.81	2.250 57.15	0.219 5.56	4.318 109.68	4.782 121.46	3.125 79.38
C2160H	4.000 101.60	1.125 28.58	2.063 52.40	1.500 38.10	0.516 13.11	1.438 36.53	3.000 76.20	0.281 7.14	5.520 140.21	6.116 155.35	4.125 104.78

Double Pitch Oval Contour Bent Attachments Oversized Roller

Attachments available for all chain types and platings. Extended leadtimes may apply.

Description	Diamond P/N	Others P/N
One side, one hole	B1-1H	A-1, BA-1
One side, two holes	B1-2H	A-2, BA-2
Two sides, one hole	B2-1H	K-1, BK-1
Two sides, two holes	B2-2H	K-2, BK-2



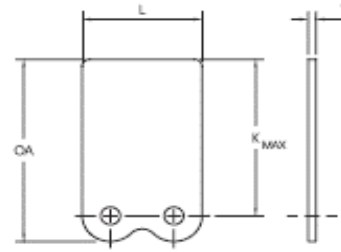
ASME/ANSI Number	Pitch	Roller Diameter	A	B	D	H	L	T	WI	W0	X
	in mm	in mm	in mm	in mm	in mm	in mm	in mm	in mm	in mm	in mm	in mm
C2042	1.000 25.40	0.625 15.88	0.500 12.70	0.375 9.53	0.141 3.58	0.359 9.12	0.750 19.05	0.060 1.52	1.350 34.29	1.483 37.67	1.000 25.40
C2042SS	1.000 25.40	0.625 15.88	0.500 12.70	0.375 9.53	0.141 3.58	0.355 9.02	0.750 19.05	0.060 1.52	1.350 34.29	1.488 37.80	1.000 25.40
C2052	1.250 31.75	0.750 19.05	0.625 15.88	0.469 11.91	0.203 5.16	0.453 11.51	0.937 23.80	0.080 2.03	1.692 42.98	1.863 47.32	1.250 31.75
C2052SS	1.250 31.75	0.750 19.05	0.625 15.88	0.469 11.91	0.203 5.16	0.453 11.51	0.937 23.80	0.080 2.03	1.692 42.98	1.863 47.32	1.250 31.75
C2062H	1.500 38.10	0.875 22.23	0.844 21.44	0.562 14.27	0.203 5.16	0.578 14.68	1.125 28.58	0.125 3.18	2.171 55.14	2.446 62.13	1.688 42.88
C2062SS	1.500 38.10	0.875 22.23	0.844 21.44	0.562 14.27	0.203 5.16	0.561 14.25	1.125 28.58	0.094 2.39	2.115 53.72	2.317 58.85	1.688 42.88
C2082H	2.000 50.80	1.125 28.58	1.094 27.79	0.750 19.05	0.266 6.76	0.766 19.46	1.500 38.10	0.156 3.96	2.792 70.92	3.125 79.38	2.188 55.58
C2082SS	2.000 50.80	1.125 28.58	1.094 27.79	0.750 19.05	0.266 6.76	0.739 18.77	1.500 38.10	0.125 3.18	2.760 70.10	3.028 76.91	2.188 55.58
C2102H	2.500 63.50	1.562 39.67	1.312 33.32	0.937 23.80	0.328 8.33	0.922 23.42	1.875 47.63	0.187 4.75	3.554 90.27	3.951 100.36	2.625 66.68
C2122H	3.000 76.20	1.750 44.45	1.562 39.67	1.125 28.58	0.391 9.93	1.095 27.81	2.250 57.15	0.219 5.56	4.318 109.68	4.782 121.46	3.125 79.38
C2162H	4.000 101.60	2.250 57.15	2.063 52.40	1.500 38.10	0.516 13.11	1.438 36.53	3.000 76.20	0.281 7.14	5.520 140.21	6.116 155.35	4.125 104.78

Attachments

Wide-Tall Lugs

Attachments available for all chain types and platings.
Extended leadtimes may apply.

Wide-tall lugs are available in any height up to the K Max. specified below.
Please contact customer service for ordering detail.

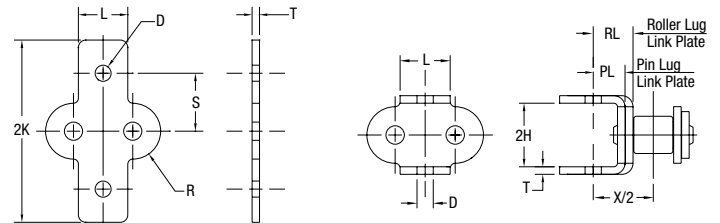


ASME/ANSI Number	Pitch	K Max.	L	OA	T
	in mm	in mm	in mm	in mm	in mm
35	0.375 9.53	1.290 32.77	0.713 18.11	1.459 37.06	0.050 1.27
40	0.500 12.70	1.560 39.62	0.971 24.66	1.796 45.62	0.060 1.52
41	0.500 12.70	1.560 39.62	0.878 22.30	1.749 44.42	0.050 1.27
50	0.625 15.88	1.810 45.97	1.209 30.71	2.103 53.42	0.080 2.03
60	0.750 19.05	2.049 52.04	1.420 36.07	2.384 60.55	0.094 2.39
80	1.000 25.40	2.485 63.12	1.885 47.88	2.930 74.42	0.125 3.18
100	1.250 31.75	2.927 74.35	2.362 59.99	3.483 88.47	0.156 3.96

Double Straight and Double Bent Lugs

Attachments available for all chain types and platings.
Extended leadtimes may apply.

Double straight and bent lugs are highly customizable;
Please contact customer service for ordering detail.



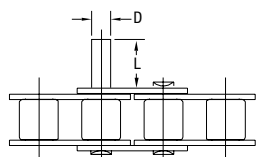
ASME/ANSI Number	Pitch	D	2H	2K	L	PL	RL	R	S	T	X/2
	in mm	in mm	in mm	in mm	in mm	in mm	in mm	in mm	in mm	in mm	in mm
40	0.500 12.70	0.133 3.38	0.524 13.31	1.567 39.80	0.375 9.53	0.219 5.56	0.281 7.14	0.236 5.99	0.502 12.75	0.060 1.52	0.500 12.70
41	0.500 12.70	0.133 3.38	0.453 11.51	1.478 37.54	0.375 9.53	0.237 6.02	0.291 7.39	0.189 4.80	0.476 12.09	0.050 1.27	0.469 11.91
50	0.625 15.88	0.164 4.17	0.660 16.76	1.962 49.83	0.500 12.70	0.268 6.81	0.354 8.99	0.293 7.44	0.626 15.90	0.080 2.03	0.625 15.88
60	0.750 19.05	0.203 5.16	0.794 20.17	2.306 58.57	0.625 15.88	0.303 7.70	0.401 10.19	0.353 8.97	0.733 18.62	0.094 2.39	0.750 19.05
80	1.000 25.40	0.257 6.53	1.016 25.81	3.142 79.81	0.750 19.05	0.424 10.77	0.556 14.12	0.445 11.30	0.991 25.17	0.123 3.12	1.000 25.40
100	1.250 31.75	0.320 8.13	1.265 32.13	3.905 99.19	1.000 25.40	0.545 13.84	0.710 18.03	0.556 14.12	1.248 31.70	0.156 3.96	1.250 31.75

Attachments

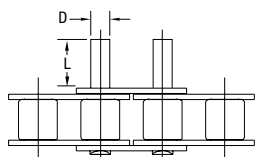
Standard Extended Pins

Attachments available for all chain types and platings. Extended leadtimes may apply.

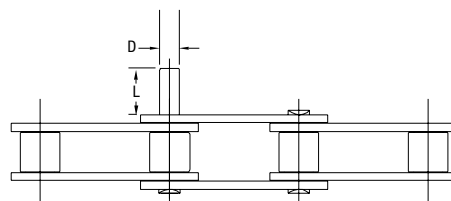
Description	Diamond P/N	Others P/N
Single Extended Pin	E1	D1
Double Extended Pin	E2	D3



Single pin



Double pin



Single pin on double pitch chain
(double pin not shown)

Carbon Steel Extended Pins

ASME/ANSI Number	Pitch	D*	L**
	in mm	in mm	in mm
35	0.375 9.53	0.141 3.58	0.375 9.53
40	0.500 12.70	0.156 3.96	0.383 9.73
41	0.500 12.70	0.141 3.58	0.375 9.53
50	0.625 15.88	0.200 5.08	0.468 11.89
60	0.750 19.05	0.234 5.94	0.562 14.27
80	1.000 25.40	0.312 7.92	0.750 19.05
100	1.250 31.75	0.375 9.53	0.937 23.80
120	1.500 38.10	0.437 11.10	1.125 28.58
140	1.750 44.45	0.500 12.70	1.312 33.32
160	2.000 50.80	0.562 14.27	1.500 38.10
C2040, C2042	1.000 25.40	0.156 3.96	0.375 9.53
C2050, C2052	1.250 31.75	0.200 5.08	0.468 11.89
C2060H, C2062H	1.500 38.10	0.234 5.94	0.562 14.27
C2080H, C2082H	2.000 50.80	0.312 7.92	0.750 19.05
C2100H, C2102H	2.500 63.50	0.375 9.53	0.937 23.80

Stainless Steel Extended Pins

ASME/ANSI Number	Pitch	D*	L**
	in mm	in mm	in mm
35SS	0.375 9.53	0.141 3.58	0.375 9.53
40SS	0.500 12.70	0.156 3.96	0.383 9.73
41SS	0.500 12.70	0.141 3.58	0.375 9.53
50SS	0.625 15.88	0.200 5.08	0.469 11.91
60SS	0.750 19.05	0.234 5.94	0.562 14.27
80SS	1.000 25.40	0.312 7.92	0.750 19.05
C2040SS, C2042SS	1.000 25.40	0.156 3.96	0.375 9.53
C2050SS, C2052SS	1.250 31.75	0.200 5.08	0.469 11.91
C2060SS, C2062SS	1.500 38.10	0.234 5.94	0.562 14.27
C2080SS, C2082SS	2.000 50.80	0.312 7.92	0.750 19.05

*D dimension +/- 0.0005" (0.0127mm)

**L dimension +/- 0.010" (0.254mm)

Application Specific Chain



Bindery Roller Chain

Diamond Chain offers an extensive assortment of application specific chain. While often including attachments, this section differs from the prior by being highly specialized to specific applications. If your specific attachment or application cannot be located in this section, refer back to the “attachment” section. If still not available, please contact Diamond Chain technical support - we have an extensive library of chains and attachments produced for specific applications, and our advanced laser fabrication cell allows fast, cost effective production of custom product for new applications.

- Pg. 43** Pin Oven Chain (can production)
- Pg. 44** Thermoforming Chain (plastic film conveyance)
- Pg. 44** Serrated Top Chain (lumber industry)
- Pg. 44** Bindery Chain (book binding)
- Pg. 45** Oil Field Chain
- Pg. 46** POWER CURVE® Chain (lateral deviator/curving conveyor)
- Pg. 46** TUF-FLEX® Chain (construction industry/applications with lateral displacement)
- Pg. 47** “Snap-on” Chain (applications involving snap-on flat plastic top plates)
- Pg. 47** Coupling Chain
- Pg. 49** Micropitch® Chain (precision applications including instrumentation, printers, etc.)
- Pg. 50** Powersports Chain (ATVs, go-karts, motorcycles, snowmobiles)

Special Application Chain

Pin Oven Chain

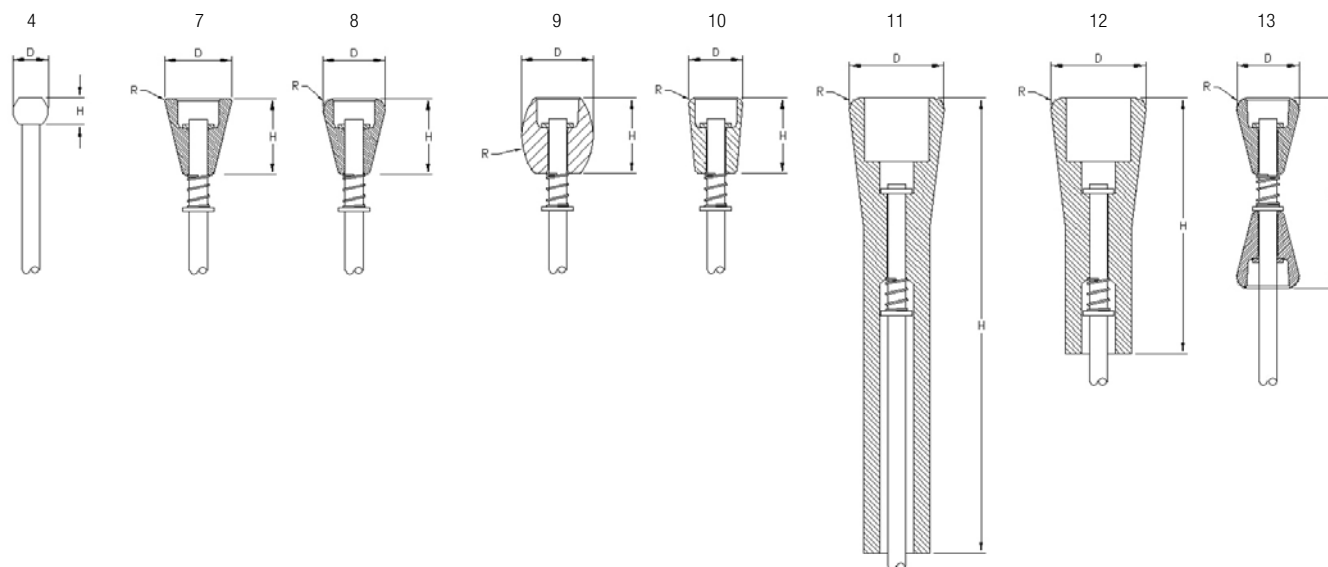
Pin oven chain is specially designed for two-piece metal decorating operations that can transfer and cure thousands of cans per minute. Diamond Chain offers two styles of pin oven chain that can be configured with various length pins and tips, including custom designs.

Standard Pin Oven Chain uses ANSI #60 chain that has been modified for additional clearances to accommodate the high temperature drying ovens and to allow more lubricant to enter the critical pin/bushing joint.

RING LEADER® O-Ring Pin Oven Chain is more commonly used in this application. The chain utilizes a special compound o-ring that allows operation in temperatures up to 450°F (232°C) and that seals in lubrication while sealing out contaminants. The resulting chain runs more smoothly and evenly with less vibration, providing less downtime, fewer jams and more consistent production capacity. Note: chain does require periodic lubrication of the o-ring surface. Also, be certain to remove any wire cleaning brushings from the line such that the o-ring surface does not become inadvertently damaged.

The pins on standard and O-ring chain are built into the linkplate itself - not as an “add on” attachment. The default material for the pins is a medium carbon through-hardened steel such that if an obstruction is encountered in application the pin will “bend”. In that scenario, the pins can be straightened back to their original position in seconds. Case-hardened low carbon steel is also option, resulting in pins that “break away” when contacted by an obstruction. Stainless steel pins are also available.

Pin Extensions & Tips. Because of the variability in applications, Diamond Chain offers numerous tips and pin extensions. The most common is a spring-loaded pin tip assembled with a side plate to end-of-tip dimension of seven inches (178mm). The table below shows the most common tips; if the desired configuration is not listed, Diamond Chain can easily create custom components for the specific application. The tips can be manufactured from steel, aluminum, heat stabilized nylon or high temperature PEEK™ (type 8, 9 and 10). Note that original pin tips 1-3 and 5-6 have been discontinued.



Pin Tip	4	7	8	9	10	11	12	13
Dimension	in mm	in mm	in mm	in mm	in mm	in mm	in mm	in mm
D	0.468 11.89	0.875 22.23	0.820 20.83	0.950 24.13	0.700 17.78	1.260 32.00	1.260 32.00	0.820 20.83
H	0.350 8.89	1.000 25.40	1.000 25.40	0.990 25.15	0.990 25.15	5.950 151.13	3.340 84.84	2.490 63.25
R	n/a -	45 deg. 45 deg.	0.125 3.18	0.840 21.34	0.060 1.52	0.060 1.52	0.060 1.52	0.125 3.18

Ordering Instructions. Specify standard or XLO O-Ring, type of pin material (bendable, breakable, or stainless), type of tip configuration, and extension from the centerline of the chain to the end of the pin including the tip.

Special Application Chain

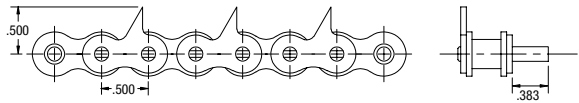
Thermforming, Serrated Top and Bindery Chain

Thermforming (Plastic Feeder) Chain

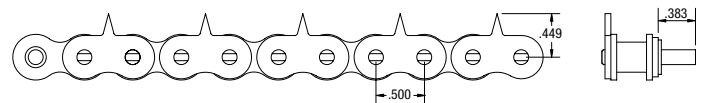
Thermforming chains are designed for thermforming applications such as those used in creating polystyrene plates, blister packs and other plastic items. These chains feature precise, pointed link plates combined with extended pins or straight attachments (for extra rigidity) which make them ideal for conveying plastic film into thermforming operations. Length matching recommended.

Note: because of the configured application-specific nature, thermforming chain is made-to-order.

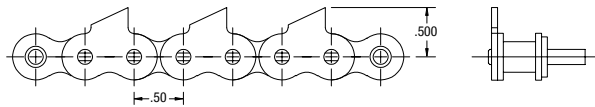
Type 1A



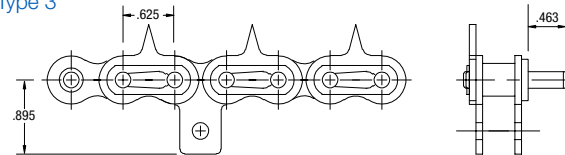
Type 1B



Type 2



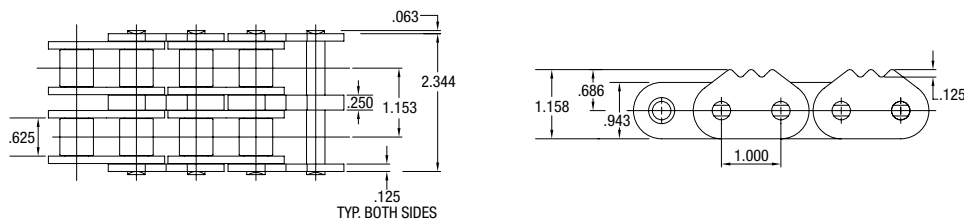
Type 3



Serrated Top Chain

Serrated top chains are designed for lumber industry applications such as edge finishing. This chain features specially designed link plates to maximize grip while minimizing wood damage. Diamond Serrated Top chain offers superior performance, longer service life and reduced downtime due to elongation and fatigue failures. Single and multiple strand versions available.

Note: this chain is made-to-order to best accommodate the specific application operating conditions (frequency and depth of shock loading along with abrasion, temperature and humidity factors).

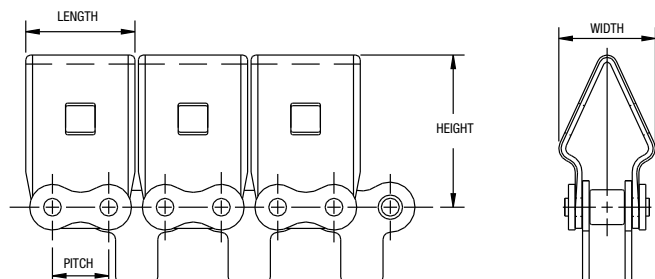


Bindery Chain

Bindery chain is specifically designed for long life and smooth operation in the book binding industry. The #40 base chain with specialized attachments are used in saddle binding machinery to convey sorted and collated book pages for stitching and trimming. The specific book's size is easily accommodated by inserting the user's attachments into the square holes of the "saddle lug."

Note: this chain is made-to-order.

Diamond Bindery Type	Pitch	Length	Height	Width
	in mm	in mm	in mm	in mm
1	0.500 12.70	0.988 25.10	1.354 34.39	0.858 21.79
2	0.500 12.70	0.990 25.15	1.310 33.27	0.819 20.80



Special Application Chain

Oil Field Chain

Roller chains used in the oil and natural gas industries are subjected to some of the greatest loads and harshest environments. These conditions are far more severe than usually found in industrial applications. These "Oil Field" chains can be either single strand or multiple strand and are typically constructed using Heavy Series components. Multiple strand chain with press-fit centerplates are recommended for use in heavy-duty applications requiring additional fatigue strength.



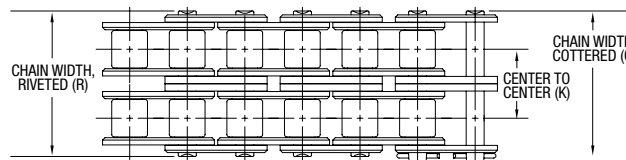
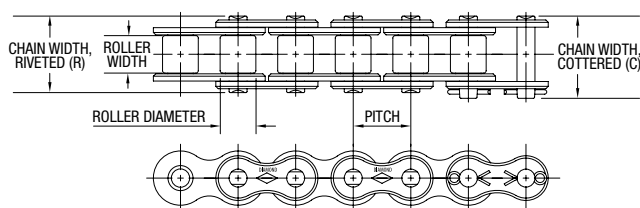
Diamond Oil Field chains are produced with the same attention to detail that goes into all Diamond products, but additionally have been subjected to the most up to date API (American Petroleum Institute) Specification 7F performance testing.

All Diamond Standard Series chain sizes 40 and above (except 41) and all Diamond Heavy Series chains meet API requirements. It is highly recommended that multiple strand chains with press fit center plates be used in oil field applications.

Additionally, Diamond Chain produces a narrow width 1-1/2" pitch roller chain and a 2-1/2" pitch roller chain with larger pin diameter - listed below - for use in older rigs. These chains do not fall under the ASME/ANSI standards and therefore are not covered by API.

Single Strand

Multiple Strand (-X suffix)



Diamond Number	Other ID	Pitch	Roller Width	Roller Diameter	Pin Diameter	Link Plate Thickness	C	R	K	Avg. Weight	Avg. Tensile Strength†
		in mm	in mm	in mm	in mm	in mm	in mm	in mm	in mm	lbs/ft kg/m	lbs kg
472		1.500 38.10	0.750 19.05	0.875 22.23	0.437 11.10	0.187 4.75	1.930 49.02	1.800 45.72	-	3.410 5.07	34,000 15,422
472-2		1.500 38.10	0.750 19.05	0.875 22.23	0.437 11.10	0.187 4.75	3.450 87.63	3.300 83.82	1.550 39.37	6.760 10.06	68,000 30,844
472-3		1.500 38.10	0.750 19.05	0.875 22.23	0.437 11.10	0.187 4.75	5.000 127.00	4.850 123.19	1.550 39.37	10.080 15.00	102,000 46,266
472-4		1.500 38.10	0.750 19.05	0.875 22.23	0.437 11.10	0.187 4.75	6.550 166.37	6.410 162.81	1.550 39.37	13.400 19.94	136,000 61,689
264	64S	2.500 63.50	1.500 38.10	1.562 39.67	0.875 22.23	0.375 9.53	3.710 94.23	3.390 86.11	-	13.680 20.36	148,500 67,358
264-3	64S-3	2.500 63.50	1.500 38.10	1.562 39.67	0.875 22.23	0.375 9.53	9.880 250.95	9.560 242.82	3.083 78.31	40.920 60.90	445,500 202,075

† Diamond Chain Company uses average tensile strength as it is a more appropriate value for strength and load calculations. Working load should not exceed 1/6th tensile strength under typical conditions when using a press fit connecting link or 1/9th tensile strength when using a slip fit connecting link or offset link.

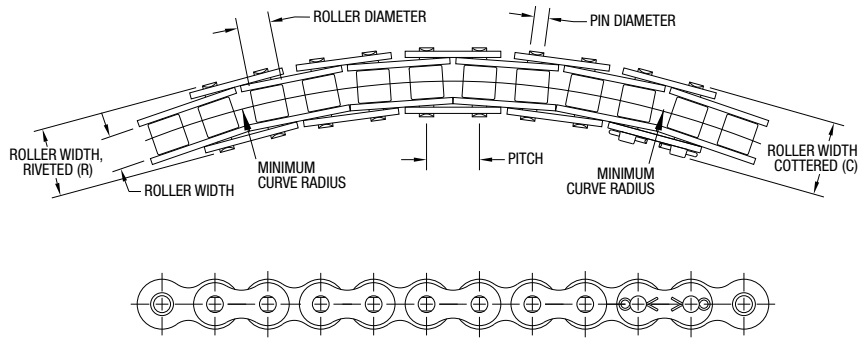
Special Application Chain

Additional Clearance Chain

Diamond Series chain offers two solutions designed specifically for lateral deviations that standard chains can't support.

POWER CURVE® Chain

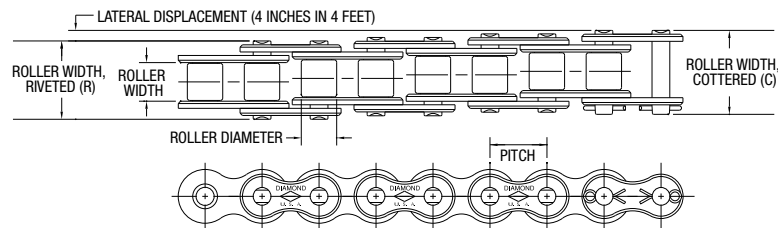
Designed for applications involving lateral turns, POWER-CURVE chain is manufactured using a pin that is smaller in diameter while slightly longer than what is used in the Standard Series version. This design allows for extra clearance between the pin and the bushing and in the overall chain width as well



Diamond Number	Pitch	Roller Width	Roller Diameter	Pin Diameter	Link Plate Thickness	C	R	Min. Radius	Avg. Weight	Avg. Tensile Strength†
	in mm	in mm	in mm	in mm	in mm	in mm	in mm	in mm	lbs/ft kg/m	lbs kg
40LG	0.500	0.313	0.312	0.136	0.060	0.770	0.690	14.000	0.390	2,400
	12.70	7.94	7.92	3.45	1.52	19.56	17.53	355.60	0.58	1,089
50LG	0.625	0.375	0.400	0.172	0.080	0.900	0.860	16.000	0.660	4,600
	15.88	9.53	10.16	4.37	2.03	22.86	21.84	406.40	0.98	2,087
60LG	0.750	0.500	0.469	0.200	0.094	1.140	1.070	22.000	0.940	6,100
	19.05	12.70	11.91	5.08	2.39	28.96	27.18	558.80	1.40	2,767
80LG	1.000	0.625	0.625	0.281	0.125	1.470	1.350	36.000	1.600	11,500
	25.40	15.88	15.88	7.14	3.18	37.34	34.29	914.40	2.38	5,216

TUF-FLEX® Chain

TUF-FLEX chain is designed to handle shaft or sprocket misalignment rather than a lateral turn. These chains can handle up to four inches (101mm) of lateral displacement in every four feet (1.2m) of chain length and up to eight degrees of axial twist. The special design provides extra durability and unusual flexibility to meet the strenuous demands of heavy duty construction machinery.



Diamond Number	Pitch	Roller Width	Roller Diameter	Pin Diameter	Link Plate Thickness	C	R	Avg. Weight	Avg. Tensile Strength†
	in mm	in mm	in mm	in mm	in mm	in mm	in mm	lbs/ft kg/m	lbs kg
120-C	1.500	1.000	0.875	0.437	0.187	2.160	2.020	3.690	34,000
	38.10	25.40	22.23	11.10	4.75	54.86	51.31	5.49	15,422
140-C	1.750	1.000	1.000	0.500	0.219	2.330	2.160	5.000	46,000
	44.45	25.40	25.40	12.70	5.56	59.18	54.86	7.44	20,865
160-HC	2.000	1.250	1.125	0.562	0.281	2.860	2.680	7.090	70,000
	50.80	31.75	28.58	14.27	7.14	72.64	68.07	10.55	31,751
200-C	2.500	1.500	1.562	0.781	0.312	3.450	3.140	10.650	95,000
	63.50	38.10	39.67	19.84	7.92	87.63	79.76	15.85	43,091

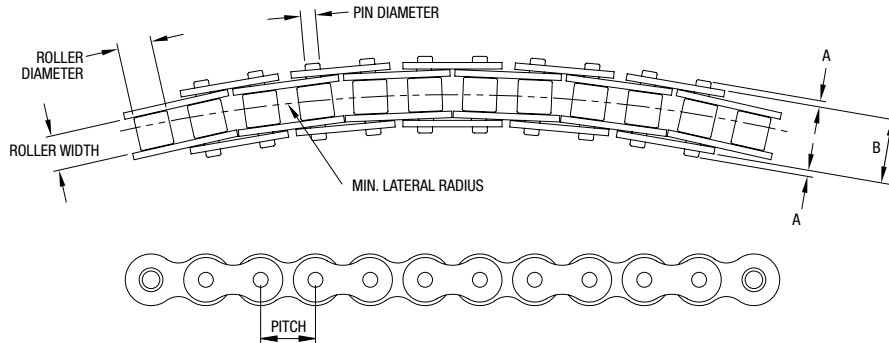
† Diamond Chain Company uses average tensile strength as it is a more appropriate value for strength and load calculations. Working load should not exceed 1/6th tensile strength under typical conditions when using a press fit connecting link or 1/9th tensile strength when using a slip fit connecting link or offset link.

Special Application Chain “Snap-On Top Plate” Chain

“Snap-on” chains are designed with specially extended pins to retain plastic “snap-on” flat top plates. Diamond Chain offers chains for both straight-running and side flexing applications. These chains can be used with standard ASME/ANSI 40 or 60 sprockets, and are available in both carbon steel and stainless steel.

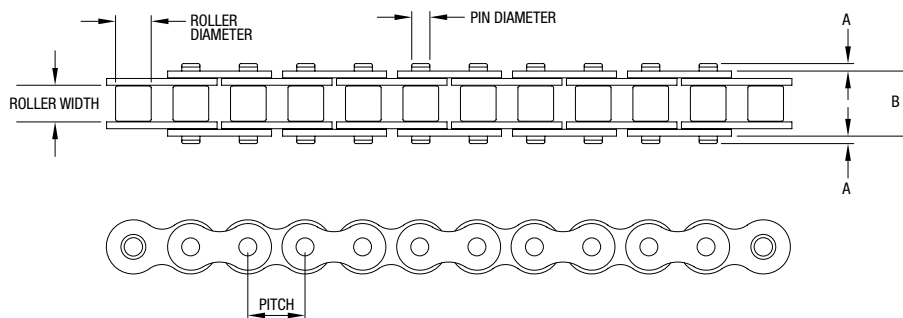
Note: Uses industry standard flat top plates sold separately

Side-Flexing “Snap-On Top Plate” Chain



Diamond Number	Pitch	Roller Width	Roller Diameter	Pin Diameter	Link Plate Thickness	A	B	Min. Radius	Avg. Weight	Avg. Tensile Strength†
	in mm	in mm	in mm	in mm	in mm	in mm	in mm	in mm	lbs/ft kg/m	lbs kg
Carbon Steel										
43SB	0.500 12.70	0.313 7.94	0.312 7.92	0.136 3.45	0.060 1.52	0.056 1.42	0.588 14.94	14.000 355.60	0.400 0.60	2,400 1,089
63SB	0.750 19.05	0.500 12.70	0.469 11.91	0.200 5.08	0.094 2.39	0.120 3.05	0.900 22.86	22.000 558.80	0.940 1.40	6,100 2,767
Stainless Steel										
43SB SS	0.500 12.70	0.313 7.94	0.312 7.92	0.136 3.45	0.060 1.52	0.056 1.42	0.588 14.94	14.000 355.60	0.400 0.60	2,400 1,089
63SB SS	0.750 19.05	0.500 12.70	0.469 11.91	0.200 5.08	0.094 2.39	0.120 3.05	0.900 22.86	22.000 558.80	0.940 1.40	6,100 2,767

Straight Running “Snap-On Top Plate” Chain

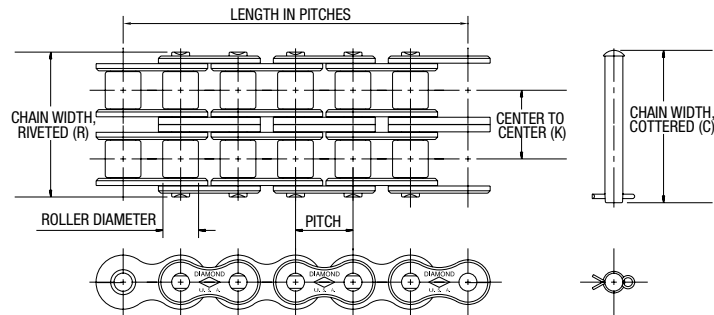


Diamond Number	Pitch	Roller Width	Roller Diameter	Pin Diameter	Link Plate Thickness	A	B	Avg. Weight	Avg. Tensile Strength†
	in mm	in mm	in mm	in mm	in mm	in mm	in mm	lbs/ft kg/m	lbs kg
Carbon Steel									
43	0.500 12.70	0.313 7.94	0.312 7.92	0.156 3.96	0.060 1.52	0.065 1.65	0.568 14.43	0.440 0.65	4,000 1,814
63	0.750 19.05	0.500 12.70	0.469 11.91	0.234 5.94	0.094 2.39	0.105 2.67	0.898 22.81	1.010 1.50	8,500 3,856
Stainless Steel									
43 SS	0.500 12.70	0.313 7.94	0.312 7.92	0.156 3.96	0.060 1.52	0.065 1.65	0.568 14.43	0.440 0.65	4,000 1,814
63 SS	0.750 19.05	0.500 12.70	0.469 11.91	0.234 5.94	0.094 2.39	0.105 2.67	0.898 22.81	1.010 1.50	8,500 3,856

† Diamond Chain Company uses average tensile strength as it is a more appropriate value for strength and load calculations. Working load should not exceed 1/6th tensile strength under typical conditions when using a press fit connecting link or 1/9th tensile strength when using a slip fit connecting link or offset link.

Special Application Chain Coupling Chain

Coupling chain is specifically designed to work in concert with drive couplings to provide near-seamless power transmission. The chain's file-hard components develop a high-capacity unit durable enough to deliver long after other chains fail. Chain is double-strand press fit construction to exact length. Exclusive single coupling bolt facilitates easier assembly/disassembly.

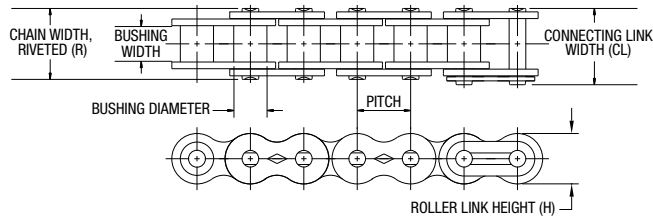


Diamond Number	Pitch	Roller Width	Roller Diameter	C	R	K	Avg. Weight	Length
	in mm	in mm	in mm	in mm	in mm	in mm	lbs/ft kg/m	Pitches
D4012	0.500 12.70	0.312 7.92	0.312 7.92	1.297 32.94	1.240 31.50	0.566 14.38	0.410 0.61	12
D4016	0.500 12.70	0.312 7.92	0.312 7.92	1.297 32.94	1.240 31.50	0.566 14.38	0.550 0.82	16
D5016	0.625 15.88	0.375 9.53	0.400 10.16	1.592 40.44	1.550 39.37	0.713 18.11	1.120 1.67	16
D5018	0.625 15.88	0.375 9.53	0.400 10.16	1.592 40.44	1.550 39.37	0.713 18.11	1.260 1.88	18
D6018	0.750 19.05	0.500 12.70	0.469 11.91	1.980 50.29	1.940 49.28	0.897 22.78	2.160 3.21	18
D6020	0.750 19.05	0.500 12.70	0.469 13.51	1.980 50.29	1.940 49.28	0.897 22.78	2.400 3.57	20
D6022	0.750 19.05	0.500 12.70	0.469 15.75	1.980 50.29	1.940 49.28	0.897 22.78	2.640 3.93	22
D8018	1.000 25.40	0.625 15.88	0.625 15.75	2.567 65.20	2.470 62.74	1.153 29.29	5.000 7.44	18
D8020	1.000 25.40	0.625 15.88	0.625 15.75	2.567 65.20	2.470 62.74	1.153 29.29	5.560 8.27	20
D10018	1.250 31.75	0.750 19.05	0.750 19.05	3.162 80.31	3.020 76.71	1.408 35.76	9.240 13.75	18
D10020	1.250 31.75	0.750 19.05	0.750 15.75	3.162 80.31	3.020 76.71	1.408 35.76	10.300 15.33	20
D12018	1.500 38.10	1.000 25.40	0.875 22.23	3.977 101.02	3.790 96.27	1.789 45.44	16.200 24.11	18
D12022	1.500 38.10	1.000 25.40	0.875 22.23	3.977 101.02	3.790 96.27	1.789 45.44	19.800 29.47	22

Special Application Chain Micropitch Chain

Micropitch chain is constructed entirely from non-magnetic 300 series stainless steel and offers a large joint bearing area, making it well suited for precision applications requiring positive and negative articulation.

Micropitch chain is applied on the basis of maximum working loads imposed in the drive. For chain speed less than 100 feet (30.5 meters) per minute, maximum working load should not exceed 20 pounds (9.07 kg). For speeds greater than 100 feet (30.5 meters) per minute, the maximum working load should be reduced depending upon the specifics of the drive. As a general rule, working loads should not exceed 12 pounds (5.4 kg) for chain speed greater than 500 feet (152 meters) per minute.



Diamond Number	Pitch	Bushing Width	Bushing Diameter	Pin Diameter	Link Plate Thickness	H	CL	R	Avg. Tensile Strength†
	in mm	in mm	in mm	in mm	in mm	in mm	in mm	in mm	lbs kg
47SS	0.147 3.73	0.072 1.83	0.090 2.29	0.062 1.57	0.015 0.38	0.138 3.51	0.250 6.35	0.220 5.59	180 82

† Diamond Chain Company uses average tensile strength as it is a more appropriate value for strength and load calculations. Working load should not exceed 1/6th tensile strength under typical conditions when using a press fit connecting link or 1/9th tensile strength when using a slip fit connecting link or offset link.

Special Application Chain Powersports Chain

Diamond Series Powersports chains are designed to meet the individual needs of the powersports enthusiast for ATVs, go-karts, motorcycles and snowmobiles.

Multi-Service chains offer Diamond's superior manufacturing parts processing technology which includes material selection, precise component fabrication, exacting heat treatment and assembly techniques.

RING LEADER® O-ring chains are top of the line chains offering up to four times the service life of regular chains. O-ring lubrication system seals in lubricant and seals out foreign contaminants.

Additionally, some chains are available with a brass or nickel plating for an enhanced appearance.

Diamond Number	Plating	Pitch	Roller Width	Roller Diameter	Pin Diameter	Link Plate Thickness	C	R	K	Av.g. Weight	Av.g. Tensile Strength†
	in mm	in mm	in mm	in mm	in mm	in mm	in mm	in mm	in mm	lbs/ft kg/m	lbs kg
Multi-Service											
35MS	–	0.375 9.53	0.188 4.76	*.200 5.08	0.141 3.58	0.050 1.27	0.560 14.22	0.500 12.70	–	0.210 0.31	2,000 907
35MS BR	Brass	0.375 9.53	0.188 4.76	*.200 5.08	0.141 3.58	0.050 1.27	0.560 14.22	0.500 12.70	–	0.210 0.31	2,000 907
35-2MS	–	0.375 9.53	0.188 4.76	*.200 5.08	0.141 3.58	0.050 1.27	0.960 24.38	0.900 22.86	0.399 10.13	0.450 0.67	4,200 1,905
35-3**	–	0.375 9.53	0.188 4.76	*.200 5.08	0.141 3.58	0.050 1.27	1.360 34.54	1.310 33.27	0.399 10.13	0.770 1.15	6,300 2,858
41MS	–	0.500 12.70	0.250 6.35	0.306 7.77	0.141 3.58	0.050 1.27	0.650 16.51	0.570 14.48	–	0.260 0.39	2,400 1,089
40MS	–	0.500 12.70	0.313 7.94	0.312 7.92	0.156 3.96	0.060 1.52	0.720 18.29	0.670 17.02	–	0.410 0.61	4,000 1,814
428MS	–	0.500 12.70	0.313 7.94	0.335 8.51	0.174 4.42	0.060 1.52	0.720 18.29	0.670 17.02	–	0.430 0.64	4,200 1,905
428-2	–	0.500 12.70	0.313 7.94	0.335 8.51	0.174 4.42	0.060 1.52	1.290 32.77	1.240 31.50	0.566 14.38	0.880 1.31	8,400 3,810
520MS	–	0.625 15.88	0.250 6.35	0.400 10.16	0.200 5.08	0.080 2.03	0.770 19.56	0.710 18.03	–	0.590 0.88	6,600 2,994
520H	Brass	0.625 15.88	0.250 6.35	0.400 10.16	0.214 5.44	0.094 2.39	0.800 20.32	0.740 18.80	–	0.820 1.22	9,300 4,218
530MS	–	0.625 15.88	0.375 9.53	0.400 10.16	0.200 5.08	0.080 2.03	0.890 22.61	0.830 21.08	–	0.680 1.01	6,600 2,994
530ENP	Nickel	0.625 15.88	0.375 9.53	0.400 10.16	0.200 5.08	0.080 2.03	0.890 22.61	0.830 21.08	–	0.690 1.03	6,600 2,994
530BP	Brass	0.625 15.88	0.375 9.53	0.400 10.16	0.200 5.08	0.080 2.03	0.890 22.61	0.830 21.08	–	0.680 1.01	6,600 2,994
630MS	–	0.750 19.05	0.375 9.53	0.469 11.91	0.234 5.94	0.094 2.39	0.980 24.89	0.910 23.11	–	0.910 1.35	8,500 3,856
630BP	Brass	0.750 19.05	0.375 9.53	0.469 11.91	0.234 5.94	0.094 2.39	0.980 24.89	0.910 23.11	–	0.910 1.35	8,500 3,856
XLO O-Ring											
520XLO	–	0.625 15.88	0.250 6.35	0.400 10.16	0.214 5.44	0.094 2.39	0.890 22.61	0.830 21.08	–	0.850 1.26	9,300 4,218
520XLO NI	Nickel	0.625 15.88	0.250 6.35	0.400 10.16	0.214 5.44	0.094 2.39	0.890 22.61	0.830 21.08	–	0.860 1.28	9,300 4,218
520XLO BP	Brass	0.625 15.88	0.250 6.35	0.400 10.16	0.214 5.44	0.094 2.39	0.890 22.61	0.830 21.08	–	0.860 1.28	9,300 4,218
530XLO	–	0.625 15.88	0.375 9.53	0.400 10.16	0.214 5.44	0.094 2.39	1.020 25.91	0.960 24.38	–	0.930 1.38	9,300 4,218
530XLO BP	Brass	0.625 15.88	0.375 9.53	0.400 10.16	0.214 5.44	0.094 2.39	1.020 25.91	0.960 24.38	–	0.930 1.38	9,300 4,218

* Chain is rollerless. Dimension shown is bushing diameter.

** Chain uses oval contour sideplates and is supplied riveted endless.

† Diamond Chain Company uses average tensile strength as it is a more appropriate value for strength and load calculations. Working load should not exceed 1/6th tensile strength under typical conditions when using a press fit connecting link or 1/9th tensile strength when using a slip fit connecting link or offset link.

This page intentionally left blank

Diamond Chain

Diamond Difference

Selection Guide

Carbon Steel

Corrosion & Moisture Resistant

Reduced Maintenance

Attachments

Application Specific

Horsepower Tables

Chain Components

Tools, Troubleshooting

Ordering Information

Terms and Conditions

Horsepower Tables



The horsepower rating tables found on the following pages cover standard series, heavy series, double pitch, RING LEADER O-Ring and EHT roller chains.

This horsepower table section is divided as follows:

Pg. 53-66	Standard series chain
Pg. 67-75	Heavy series chain
Pg. 76-79	Double pitch chain
Pg. 80-83	O-Ring chain

The power transmission capacity rating listed in the following tables are based upon these conditions:

1. A service factor of one
2. Chain length of 100 pitches
3. The use of recommended methods of lubrication
4. A two-sprocket drive, properly aligned and mounted on parallel horizontal shafts.
5. A non-abrasive environment

Under these conditions, a service life of approximately 15,000 hours can be expected.

Standard Series Horsepower Tables

#25 Roller Chain - Imperial Units (Horsepower)

# of teeth in small sprocket	Revolutions Per Minute – Small Sprocket																								
	50	100	300	365	500	700	900	1,200	1,500	1,800	2,100	2,500	3,000	3,500	4,000	4,500	5,000	5,500	6,000	7,000	8,000	9,000	10,000	11,000	12,000
11	0.03	0.06	0.19	0.22	0.30	0.42	0.53	0.70	0.87	1.03	1.20	1.42	1.69	1.69	1.38	1.16	0.99	0.86	0.75	0.60	0.49	0.41	0.35	0.30	0.27
12	0.04	0.07	0.20	0.24	0.33	0.46	0.58	0.76	0.95	1.13	1.31	1.55	1.84	1.92	1.57	1.32	1.12	0.97	0.86	0.68	0.56	0.47	0.40	0.34	0.30
13	0.04	0.08	0.22	0.26	0.36	0.49	0.63	0.83	1.03	1.22	1.42	1.67	1.99	2.17	1.77	1.49	1.27	1.10	0.96	0.77	0.63	0.53	0.45	0.39	0.34
14	0.04	0.08	0.24	0.28	0.38	0.53	0.68	0.89	1.10	1.32	1.52	1.80	2.15	2.42	1.98	1.66	1.42	1.23	1.08	0.86	0.70	0.59	0.50	0.43	0.38
15	0.05	0.09	0.25	0.30	0.41	0.57	0.72	0.95	1.18	1.41	1.63	1.93	2.30	2.67	2.20	1.84	1.57	1.36	1.20	0.95	0.78	0.65	0.56	0.48	0.42
16	0.05	0.09	0.27	0.32	0.44	0.61	0.77	1.02	1.26	1.50	1.74	2.06	2.45	2.85	2.42	2.03	1.73	1.50	1.32	1.05	0.86	0.72	0.61	0.53	0.47
17	0.05	0.10	0.29	0.35	0.47	0.64	0.82	1.08	1.34	1.60	1.85	2.19	2.61	3.02	2.65	2.22	1.90	1.64	1.44	1.14	0.94	0.79	0.67	0.58	0.51
18	0.05	0.11	0.30	0.37	0.49	0.68	0.87	1.15	1.42	1.69	1.96	2.32	2.76	3.20	2.89	2.42	2.07	1.79	1.57	1.25	1.02	0.86	0.73	0.63	0.56
19	0.06	0.11	0.32	0.39	0.52	0.72	0.92	1.21	1.50	1.78	2.07	2.45	2.91	3.38	3.13	2.62	2.24	1.94	1.70	1.35	1.11	0.93	0.79	0.69	
20	0.06	0.12	0.34	0.41	0.55	0.76	0.97	1.27	1.58	1.88	2.18	2.58	3.07	3.56	3.38	2.83	2.42	2.10	1.84	1.46	1.20	1.00	0.86	0.74	
21	0.06	0.12	0.35	0.43	0.58	0.80	1.01	1.34	1.66	1.97	2.29	2.70	3.22	3.74	3.64	3.05	2.60	2.26	1.98	1.57	1.29	1.08	0.92		
22	0.07	0.13	0.37	0.45	0.60	0.83	1.06	1.40	1.73	2.07	2.40	2.83	3.37	3.91	3.90	3.27	2.79	2.42	2.12	1.69	1.38	1.16	0.99		
23	0.07	0.13	0.39	0.47	0.63	0.87	1.11	1.46	1.81	2.16	2.51	2.96	3.53	4.09	4.17	3.50	2.98	2.59	2.27	1.80	1.47	1.24	1.04		
24	0.07	0.14	0.40	0.49	0.66	0.91	1.16	1.53	1.89	2.25	2.61	3.09	3.68	4.27	4.45	3.73	3.18	2.76	2.42	1.92	1.57	1.32	0.22		
25	0.08	0.15	0.42	0.51	0.69	0.95	1.21	1.59	1.97	2.35	2.72	3.22	3.84	4.45	4.73	3.96	3.38	2.93	2.57	2.04	1.67	1.40			
26	0.08	0.15	0.44	0.53	0.71	0.99	1.26	1.65	2.05	2.44	2.83	3.35	3.99	4.62	5.01	4.20	3.59	3.11	2.73	2.17	1.77	1.49			
28	0.08	0.16	0.47	0.57	0.77	1.06	1.35	1.78	2.21	2.63	3.05	3.61	4.30	4.98	5.60	4.70	4.01	3.47	3.05	2.42	1.98				
30	0.09	0.18	0.50	0.61	0.82	1.14	1.45	1.91	2.37	2.82	3.27	3.86	4.60	5.34	6.07	5.21	4.45	3.85	3.38	2.68	1.98				
32	0.10	0.19	0.54	0.65	0.88	1.21	1.55	2.04	2.52	3.01	3.49	4.12	4.91	5.69	6.47	5.74	4.90	4.25	3.73	2.96	0.35				
35	0.11	0.21	0.59	0.71	0.96	1.33	1.69	2.23	2.76	3.29	3.81	4.51	5.37	6.23	7.08	6.56	5.60	4.86	4.26	2.76					
40	0.12	0.23	0.67	0.81	1.10	1.52	1.93	2.55	3.15	3.76	4.36	5.15	6.14	7.11	8.09	8.02	6.85	5.93	4.91						
45	0.14	0.26	0.76	0.91	1.24	1.71	2.17	2.86	3.55	4.23	4.90	5.79	6.90	8.00	9.10	9.57	8.17	5.23	1.38						
Lubrication	Type A (Manual or Drip)				Type B (Oil Bath or Slinger)										Type C (Oil Pump)										

Note: If using multiple strand chain, multiply horsepower rating by the following:
 2 strands: 1.7x
 3 strands: 2.5x

#25 Roller Chain - Metric Units (Kilowatts)

# of teeth in small sprocket	Revolutions Per Minute – Small Sprocket																								
	50	100	300	365	500	700	900	1,200	1,500	1,800	2,100	2,500	3,000	3,500	4,000	4,500	5,000	5,500	6,000	7,000	8,000	9,000	10,000	11,000	12,000
11	0.02	0.04	0.14	0.16	0.22	0.31	0.40	0.52	0.65	0.77	0.89	1.06	1.26	1.26	1.03	0.87	0.74	0.64	0.56	0.45	0.37	0.31	0.26	0.22	0.20
12	0.03	0.05	0.15	0.18	0.25	0.34	0.43	0.57	0.71	0.84	0.98	1.16	1.37	1.43	1.17	0.98	0.84	0.72	0.64	0.51	0.42	0.35	0.30	0.25	0.22
13	0.03	0.06	0.16	0.19	0.27	0.37	0.47	0.62	0.77	0.91	1.06	1.25	1.48	1.62	1.32	1.11	0.95	0.82	0.72	0.57	0.47	0.40	0.34	0.29	0.25
14	0.03	0.06	0.18	0.21	0.28	0.40	0.51	0.66	0.82	0.98	1.13	1.34	1.60	1.80	1.48	1.24	1.06	0.92	0.81	0.64	0.52	0.44	0.37	0.32	0.28
15	0.04	0.07	0.19	0.22	0.31	0.43	0.54	0.71	0.88	1.05	1.22	1.44	1.72	1.99	1.64	1.37	1.17	1.01	0.89	0.71	0.58	0.48	0.42	0.36	0.31
16	0.04	0.07	0.20	0.24	0.33	0.45	0.57	0.76	0.94	1.12	1.30	1.54	1.83	2.13	1.80	1.51	1.29	1.12	0.98	0.78	0.64	0.54	0.45	0.40	0.35
17	0.04	0.07	0.22	0.26	0.35	0.48	0.61	0.81	1.00	1.19	1.38	1.63	1.95	2.25	1.98	1.66	1.42	1.22	1.07	0.85	0.70	0.59	0.50	0.43	0.38
18	0.04	0.08	0.22	0.28	0.37	0.51	0.65	0.86	1.06	1.26	1.46	1.73	2.06	2.39	2.16	1.80	1.54	1.33	1.17	0.93	0.76	0.64	0.54	0.47	0.42
19	0.04	0.08	0.24	0.29	0.39	0.54	0.69	0.90	1.12	1.33	1.54	1.83	2.17	2.52	2.33	1.95	1.67	1.45	1.27	1.01	0.83	0.69	0.59	0.51	
20	0.04	0.09	0.25	0.31	0.41	0.57	0.72	0.95	1.18	1.40	1.63	1.92	2.29	2.65	2.52	2.11	1.80	1.57	1.37	1.09	0.89	0.75	0.64	0.55	
21	0.04	0.09	0.26	0.32	0.43	0.60	0.75	1.00	1.24	1.47	1.71	2.01	2.40	2.79	2.71	2.27	1.94	1.69	1.48	1.17	0.96	0.81	0.69		
22	0.05	0.10	0.28	0.34	0.45	0.62	0.79	1.04	1.29	1.54	1.79	2.11	2.51	2.92	2.91	2.44	2.08	1.80	1.58	1.26	1.03	0.87	0.74		
23	0.05	0.10	0.29	0.35	0.47	0.65	0.83	1.09	1.35	1.61	1.87	2.21	2.63	3.05	3.11	2.61	2.22	1.93	1.69	1.34	1.10	0.92	0.78		
24	0.05	0.10	0.30	0.37	0.49	0.68	0.87	1.14	1.41	1.68	1.95	2.30	2.74	3.18	3.32	2.78	2.37	2.06	1.80	1.43	1.17	0.98	0.16		
25	0.06	0.11	0.31	0.38	0.51	0.71	0.90	1.19	1.47	1.75	2.03	2.40	2.86	3.32	3.53	2.95	2.52	2.18	1.92	1.52	1.25	1.04			
26	0.06	0.11	0.33	0.40	0.53	0.74	0.94	1.23	1.53	1.82	2.11	2.50	2.98	3.45	3.74	3.13	2.68	2.32	2.04	1.62	1.32	1.11			
28	0.06	0.12	0.35	0.43	0.57	0.79	1.01	1.33	1.65	1.96	2.27	2.69	3.21	3.71	4.18	3.50	2.99	2.59	2.27	1.80	1.48				
30	0.07	0.13	0.37	0.45	0.61	0.85	1.08	1.42	1.77	2.10	2.44	2.88	3.43	3.98	4.53	3.89	3.32	2.87	2.52	2.00	1.48				
32	0.07	0.14	0.40	0.48	0.66	0.90	1.16	1.52	1.88	2.24	2.60	3.07	3.66	4.24	4.82	4.28	3.65	3.17	2.78	2.21	0.26				
35	0.08	0.16	0.44	0.53	0.72	0.99	1.26	1.66	2.06	2.45	2.84	3.36	4.00	4.65	5.28	4.89	4.18	3.62	3.18	2.06					
40	0.09	0.17	0.50	0.60	0.82	1.13	1.44	1.90	2.35	2.80	3.25	3.84	4.58	5.30	6.03	5.98	5.11	4.42	3.66						
45	0.10	0.19	0.57	0.68	0.92	1.28	1.62	2.13	2.65	3.15	3.65	4.32	5.15	5.97	6.79	7.14	6.09	3.90	1.03						
Lubrication	Type A (Manual or Drip)				Type B (Oil Bath or Slinger)										Type C (Oil Pump)										

Note: If using multiple strand chain, multiply horsepower rating by the following:
 2 strands: 1.7x
 3 strands: 2.5x

Standard Series Horsepower Tables

#35 Roller Chain - Imperial Units (Horsepower)

# of teeth in small sprocket	Revolutions Per Minute – Small Sprocket																								
	50	100	200	240	500	700	900	1,200	1,500	1,800	2,100	2,500	3,000	3,500	4,000	4,500	5,000	5,500	6,000	6,500	7,000	7,500	8,000	9,000	10,000
11	0.11	0.22	0.42	0.50	1.02	1.41	1.80	2.37	2.93	3.49	4.05	3.86	2.94	2.33	1.91	1.60	1.37	1.18	1.04	0.92	0.82	0.74	0.67	0.57	0.48
12	0.12	0.24	0.46	0.55	1.11	1.54	1.96	2.58	3.20	3.81	4.42	4.40	3.35	2.66	2.17	1.82	1.56	1.35	1.18	1.05	0.94	0.85	0.77	0.64	0.55
13	0.13	0.26	0.50	0.60	1.21	1.67	2.12	2.80	3.47	4.13	4.79	4.96	3.77	3.00	2.45	2.05	1.75	1.52	1.33	1.18	1.06	0.95	0.87	0.73	0.62
14	0.14	0.28	0.54	0.64	1.30	1.80	2.29	3.01	3.73	4.45	5.15	5.55	4.22	3.35	2.74	2.30	1.96	1.70	1.49	1.32	1.18	1.07	0.97	0.81	0.70
15	0.15	0.30	0.58	0.69	1.39	1.92	2.45	3.23	4.00	4.76	5.52	6.15	4.68	3.71	3.04	2.55	2.17	1.88	1.65	1.47	1.31	1.18	1.07	0.90	
16	0.16	0.32	0.62	0.73	1.49	2.05	2.61	3.44	4.26	5.08	5.89	6.77	5.15	4.09	3.35	2.81	2.40	2.08	1.82	1.62	1.45	1.30	1.18	1.04	0.44
17	0.17	0.34	0.65	0.78	1.58	2.18	2.77	3.66	4.53	5.40	6.26	7.40	5.64	4.48	3.67	3.07	2.62	2.27	2.00	1.77	1.58	1.43	1.30		
18	0.18	0.36	0.69	0.83	1.67	2.31	2.94	3.87	4.80	5.72	6.63	7.83	6.15	4.88	3.99	3.35	2.86	2.48	2.17	1.93	1.73	1.56	1.41		
19	0.19	0.38	0.73	0.87	1.76	2.44	3.10	4.09	5.06	6.03	7.00	8.27	6.67	5.29	4.33	3.63	3.10	2.69	2.36	2.09	1.87	1.69	1.55	0.05	
20	0.20	0.40	0.77	0.92	1.86	2.56	3.26	4.30	5.33	6.35	7.36	8.71	7.20	5.72	4.68	3.92	3.35	2.90	2.55	2.26	2.02	1.82	1.62		
21	0.21	0.42	0.81	0.96	1.95	2.69	3.43	4.52	5.60	6.67	7.73	9.14	7.75	6.15	5.03	4.22	3.60	3.12	2.74	2.43	2.17				
22	0.22	0.44	0.85	1.01	2.04	2.82	3.59	4.73	5.86	6.99	8.10	9.58	8.31	6.59	5.40	4.52	3.86	3.35	2.94	2.61	2.30				
23	0.23	0.46	0.89	1.06	2.14	2.95	3.75	4.95	6.13	7.30	8.47	10.01	8.88	7.05	5.77	4.83	4.13	3.58	3.14	2.79					
24	0.24	0.48	0.92	1.10	2.23	3.08	3.92	5.16	6.40	7.62	8.84	10.45	9.47	7.51	6.15	5.15	4.40	3.81	3.35	2.04					
25	0.25	0.50	0.96	1.15	2.32	3.21	4.08	5.38	6.66	7.94	9.20	10.88	10.07	7.99	6.54	5.48	4.68	4.05	3.56	0.12					
26	0.26	0.51	1.00	1.19	2.41	3.33	4.24	5.59	6.93	8.26	9.57	11.32	10.68	8.47	6.93	5.81	4.96	4.30	3.40						
28	0.29	0.55	1.08	1.28	2.60	3.59	4.57	6.02	7.46	8.89	10.31	12.19	11.93	9.47	7.75	6.49	5.55	4.81							
30	0.31	0.59	1.16	1.38	2.79	3.85	4.90	6.45	8.00	9.53	11.05	13.06	13.23	10.50	8.59	7.20	6.15	5.24							
32	0.33	0.63	1.23	1.47	2.97	4.10	5.22	6.88	8.53	10.16	11.78	13.93	14.58	11.57	9.47	7.93	6.76								
35	0.36	0.69	1.35	1.61	3.25	4.49	5.71	7.53	9.33	11.11	12.89	15.23	16.67	13.23	10.83	8.85	0.34								
40	0.41	0.79	1.54	1.84	3.71	5.13	6.53	8.61	10.66	12.70	14.73	17.41	20.37	16.17	11.04	0.34									
45	0.46	0.89	1.73	2.07	4.18	5.77	7.35	9.68	11.99	14.29	16.57	19.59	23.33	15.56	3.11										

Lubrication Type A (Manual or Drip) Type B (Oil Bath or Slinger) Type C (Oil Pump)

Note: If using multiple strand chain, multiply horsepower rating by the following:
 2 strands: 1.7x
 3 strands: 2.5x
 4 strands: 3.3x
 5 strands or more: please contact Diamond Chain technical support

#35 Roller Chain - Metric Units (Kilowatts)

# of teeth in small sprocket	Revolutions Per Minute – Small Sprocket																								
	50	100	200	240	500	700	900	1,200	1,500	1,800	2,100	2,500	3,000	3,500	4,000	4,500	5,000	5,500	6,000	6,500	7,000	7,500	8,000	9,000	10,000
11	0.08	0.16	0.31	0.37	0.76	1.05	1.34	1.77	2.18	2.60	3.02	2.88	2.19	1.74	1.42	1.19	1.02	0.88	0.78	0.69	0.61	0.55	0.50	0.43	0.36
12	0.09	0.18	0.34	0.41	0.83	1.15	1.46	1.92	2.39	2.84	3.30	3.28	2.50	1.98	1.62	1.36	1.16	1.01	0.88	0.78	0.70	0.63	0.57	0.48	0.41
13	0.10	0.19	0.37	0.45	0.90	1.25	1.58	2.09	2.59	3.08	3.57	3.70	2.81	2.24	1.83	1.53	1.30	1.13	0.99	0.88	0.79	0.71	0.65	0.54	0.46
14	0.10	0.21	0.40	0.48	0.97	1.34	1.71	2.24	2.78	3.32	3.84	4.14	3.15	2.50	2.04	1.72	1.46	1.27	1.11	0.98	0.88	0.80	0.72	0.60	0.07
15	0.11	0.22	0.43	0.51	1.04	1.43	1.83	2.41	2.98	3.55	4.12	4.59	3.49	2.77	2.27	1.90	1.62	1.40	1.23	1.10	0.98	0.88	0.80	0.67	0.00
16	0.12	0.24	0.46	0.54	1.11	1.53	1.95	2.57	3.18	3.79	4.39	5.05	3.84	3.05	2.50	2.10	1.79	1.55	1.36	1.21	1.08	0.97	0.88	0.33	0.00
17	0.13	0.25	0.48	0.58	1.18	1.63	2.07	2.73	3.38	4.03	4.67	5.52	4.21	3.34	2.74	2.29	1.95	1.69	1.49	1.32	1.18	1.07	0.97	0.00	0.00
18	0.13	0.27	0.51	0.62	1.25	1.72	2.19	2.89	3.58	4.27	4.94	5.84	4.59	3.64	2.98	2.50	2.13	1.85	1.62	1.44	1.29	1.16	1.05	0.00	0.00
19	0.14	0.28	0.54	0.65	1.31	1.82	2.31	3.05	3.77	4.50	5.22	6.17	4.97	3.94	3.23	2.71	2.31	2.01	1.76	1.56	1.39	1.26	1.04	0.00	0.00
20	0.15	0.30	0.57	0.69	1.39	1.91	2.43	3.21	3.97	4.74	5.49	6.50	5.37	4.27	3.49	2.92	2.50	2.16	1.90	1.69	1.51	1.06	0.00	0.00	
21	0.16	0.31	0.60	0.72	1.45	2.01	2.56	3.37	4.18	4.97	5.76	6.82	5.78	4.59	3.75	3.15	2.68	2.33	2.04	1.81	1.62	0.00	0.00		
22	0.16	0.33	0.63	0.75	1.52	2.10	2.68	3.53	4.37	5.21	6.04	7.14	6.20	4.91	4.03	3.37	2.88	2.50	2.19	1.95	1.06	0.00	0.00		
23	0.17	0.34	0.66	0.79	1.60	2.20	2.80	3.69	4.57	5.44	6.32	7.46	6.62	5.26	4.30	3.60	3.08	2.67	2.34	2.08	0.00	0.00	0.00		
24	0.18	0.36	0.69	0.82	1.66	2.30	2.92	3.85	4.77	5.68	6.59	7.79	7.06	5.60	4.59	3.84	3.28	2.84	2.50	1.52	0.00	0.00	0.00		
25	0.19	0.37	0.72	0.86	1.73	2.39	3.04	4.01	4.97	5.92	6.86	8.11	7.51	5.96	4.88	4.09	3.49	3.02	2.65	0.09	0.00	0.00			
26	0.19	0.38	0.75	0.89	1.80	2.48	3.16	4.17	5.17	6.16	7.14	8.44	7.96	6.32	5.17	4.33	3.70	3.21	2.54	0.00	0.00	0.00			
28	0.22	0.41	0.81	0.95	1.94	2.68	3.41	4.49	5.56	6.63	7.69	9.09	8.90	7.06	5.78	4.84	4.14	3.59	0.00	0.00	0.00				
30	0.23	0.44	0.87	1.03	2.08	2.87	3.65	4.81	5.97	7.11	8.24	9.74	9.87	7.83	6.41	5.37	4.59	1.67	0.00	0.00	0.00				
32	0.25	0.47	0.92	1.10	2.21	3.06	3.89	5.13	6.36	7.58	8.78	10.39	10.87	8.63	7.06	5.91	4.30	0.00	0.00	0.00	0.00				
35	0.27	0.51	1.01	1.20	2.42	3.35	4.26	5.62	6.96	8.28	9.61	11.36	12.43	9.87	8.08	6.60	0.25	0.00	0.00	0.00					
40	0.31	0.59	1.15	1.37	2.77	3.83	4.87	6.42	7.95	9.47	10.98	12.98	15.19	12.06	8.23	0.25	0.00	0.00	0.00						
45	0.34	0.66	1.29	1.54	3.12	4.30	5.48	7.22	8.94	10.66	12.36	14.61	17.40	11.60	2.32	0.00	0.00	0.00	0.00						

Lubrication Type A (Manual or Drip) Type B (Oil Bath or Slinger) Type C (Oil Pump)

Note: If using multiple strand chain, multiply horsepower rating by the following:
 2 strands: 1.7x
 3 strands: 2.5x
 4 strands: 3.3x
 5 strands or more: please contact Diamond Chain technical support

Standard Series Horsepower Tables

#40 Roller Chain - Imperial Units (Horsepower)

# of teeth in small sprocket	Revolutions Per Minute – Small Sprocket																							
	10	25	50	100	180	200	300	500	700	900	1,000	1,200	1,400	1,600	1,800	2,100	2,500	3,000	3,500	4,000	5,000	6,000	7,000	8,000
11	0.06	0.14	0.27	0.52	0.91	1.00	1.48	2.42	3.34	4.25	4.70	5.60	6.49	5.57	4.66	3.70	2.85	2.17	1.72	1.41	1.01	0.77	0.61	0.50
12	0.06	0.15	0.29	0.56	0.99	1.09	1.61	2.64	3.64	4.64	5.13	6.11	7.09	6.34	5.31	4.22	3.25	2.47	1.96	1.60	1.15	0.87	0.69	0.57
13	0.07	0.16	0.31	0.61	1.07	1.19	1.75	2.86	3.95	5.02	5.56	6.62	7.68	7.15	5.99	4.76	3.66	2.79	2.21	1.81	1.29	0.98	0.78	
14	0.07	0.17	0.34	0.66	1.15	1.28	1.88	3.08	4.25	5.41	5.98	7.13	8.27	7.99	6.70	5.31	4.09	3.11	2.47	2.02	1.45	1.10	0.87	
15	0.08	0.19	0.36	0.70	1.24	1.37	2.02	3.30	4.55	5.80	6.41	7.64	8.86	8.86	7.43	5.89	4.54	3.45	2.74	2.24	1.60	1.22	0.97	
16	0.08	0.20	0.39	0.75	1.32	1.46	2.15	3.52	4.86	6.18	6.84	8.15	9.45	9.76	8.18	6.49	5.00	3.80	3.02	2.47	1.77	1.34		
17	0.09	0.21	0.41	0.80	1.40	1.55	2.29	3.74	5.16	6.57	7.27	8.66	10.04	10.69	8.96	7.11	5.48	4.17	3.31	2.71	1.94	1.47		
18	0.09	0.22	0.43	0.84	1.48	1.64	2.42	3.96	5.46	6.95	7.69	9.17	10.63	11.65	9.76	7.75	5.97	4.54	3.60	2.95	2.11	1.60		
19	0.10	0.24	0.46	0.89	1.57	1.73	2.56	4.18	5.77	7.34	8.12	9.68	11.22	12.64	10.59	8.40	6.47	4.92	3.91	3.20	2.29	0.09		
20	0.10	0.25	0.48	0.94	1.65	1.82	2.69	4.39	6.07	7.73	8.55	10.18	11.81	13.42	11.44	9.07	6.99	5.31	4.22	3.45	2.47			
21	0.11	0.26	0.51	0.98	1.73	1.91	2.83	4.61	6.37	8.11	8.98	10.69	12.40	14.10	12.30	9.76	7.52	5.72	4.54	3.71	2.66			
22	0.11	0.27	0.53	1.03	1.81	2.01	2.96	4.83	6.68	8.50	9.40	11.20	12.99	14.77	13.19	10.47	8.06	6.13	4.87	3.98	2.85			
23	0.12	0.28	0.55	1.08	1.90	2.10	3.10	5.05	6.98	8.89	9.83	11.71	13.58	15.44	14.10	11.19	8.62	6.55	5.20	4.26	3.05			
24	0.12	0.30	0.58	1.12	1.98	2.19	3.23	5.27	7.28	9.27	10.26	12.22	14.17	16.11	15.03	11.93	9.18	6.99	5.54	4.54	0.87			
25	0.13	0.31	0.60	1.17	2.06	2.28	3.36	5.49	7.59	9.66	10.69	12.73	14.76	16.78	15.98	12.68	9.76	7.43	5.89	4.82				
26	0.13	0.32	0.63	1.22	2.14	2.37	3.50	5.71	7.89	10.04	11.11	13.24	15.35	17.45	16.95	13.45	10.36	7.88	6.25	5.12				
28	0.14	0.35	0.67	1.31	2.31	2.55	3.77	6.15	8.50	10.82	11.97	14.26	16.53	18.79	18.94	15.03	11.57	8.80	6.99	5.72				
30	0.15	0.37	0.72	1.41	2.47	2.74	4.04	6.59	9.11	11.59	12.82	15.28	17.71	20.14	21.01	16.67	12.84	9.76	7.75	6.34				
32	0.16	0.40	0.77	1.50	2.64	2.92	4.31	7.03	9.71	12.36	13.68	16.30	18.89	21.48	23.14	18.37	14.14	10.76	8.54	1.41				
35	0.18	0.43	0.84	1.64	2.88	3.19	4.71	7.69	10.62	13.52	14.96	17.82	20.67	23.49	26.30	21.01	16.17	12.30	9.76					
40	0.21	0.50	0.96	1.87	3.30	3.65	5.38	8.79	12.14	15.45	17.10	20.37	23.62	26.85	30.06	25.67	19.76	15.03						
45	0.23	0.56	1.08	2.11	3.71	4.10	6.06	9.89	13.66	17.39	19.24	22.92	26.57	30.20	33.82	30.63	23.58	15.53						
Lubrication	Type A (Manual or Drip)				Type B (Oil Bath or Slinger)								Type C (Oil Pump)											

Note: If using multiple strand chain, multiply horsepower rating by the following:
 2 strands: 1.7x
 3 strands: 2.5x
 4 strands: 3.3x
 5 strands or more: please contact Diamond Chain technical support

#40 Roller Chain - Metric Units (Kilowatts)

# of teeth in small sprocket	Revolutions Per Minute – Small Sprocket																							
	10	25	50	100	180	200	300	500	700	900	1,000	1,200	1,400	1,600	1,800	2,100	2,500	3,000	3,500	4,000	5,000	6,000	7,000	8,000
11	0.04	0.10	0.20	0.39	0.68	0.75	1.10	1.80	2.49	3.17	3.50	4.18	4.84	4.15	3.47	2.76	2.13	1.62	1.28	1.05	0.75	0.57	0.45	0.37
12	0.04	0.11	0.22	0.42	0.74	0.81	1.20	1.97	2.71	3.46	3.83	4.56	5.29	4.73	3.96	3.15	2.42	1.84	1.46	1.19	0.86	0.65	0.51	0.43
13	0.05	0.12	0.23	0.45	0.80	0.89	1.30	2.13	2.95	3.74	4.15	4.94	5.73	5.33	4.47	3.55	2.73	2.08	1.65	1.35	0.96	0.73	0.58	
14	0.05	0.13	0.25	0.49	0.86	0.95	1.40	2.30	3.17	4.03	4.46	5.32	6.17	5.96	5.00	3.96	3.05	2.32	1.84	1.51	1.08	0.82	0.65	
15	0.06	0.14	0.27	0.52	0.92	1.02	1.51	2.46	3.39	4.33	4.78	5.70	6.61	6.61	5.54	4.39	3.39	2.57	2.04	1.67	1.19	0.91	0.72	
16	0.06	0.15	0.29	0.56	0.98	1.09	1.60	2.62	3.62	4.61	5.10	6.08	7.05	7.28	6.10	4.84	3.73	2.83	2.25	1.84	1.32	1.00		
17	0.07	0.16	0.31	0.60	1.04	1.16	1.71	2.79	3.85	4.90	5.42	6.46	7.49	7.97	6.68	5.30	4.09	3.11	2.47	2.02	1.45	1.10		
18	0.07	0.16	0.32	0.63	1.10	1.22	1.80	2.95	4.07	5.18	5.73	6.84	7.93	8.69	7.28	5.78	4.45	3.39	2.68	2.20	1.57	1.19		
19	0.07	0.18	0.34	0.66	1.17	1.29	1.91	3.12	4.30	5.47	6.06	7.22	8.37	9.43	7.90	6.26	4.82	3.67	2.92	2.39	1.71	0.07		
20	0.07	0.19	0.36	0.70	1.23	1.36	2.01	3.27	4.53	5.76	6.38	7.59	8.81	10.01	8.53	6.76	5.21	3.96	3.15	2.57	1.84			
21	0.08	0.19	0.38	0.73	1.29	1.42	2.11	3.44	4.75	6.05	6.70	7.97	9.25	10.51	9.17	7.28	5.61	4.27	3.39	2.77	1.98			
22	0.08	0.20	0.40	0.77	1.35	1.50	2.21	3.60	4.98	6.34	7.01	8.35	9.69	11.01	9.84	7.81	6.01	4.57	3.63	2.97	2.13			
23	0.09	0.21	0.41	0.81	1.42	1.57	2.31	3.77	5.20	6.63	7.33	8.73	10.13	11.51	10.51	8.34	6.43	4.88	3.88	3.18	2.27			
24	0.09	0.22	0.43	0.84	1.48	1.63	2.41	3.93	5.43	6.91	7.65	9.11	10.57	12.01	11.21	8.90	6.85	5.21	4.13	3.39	0.65			
25	0.10	0.23	0.45	0.87	1.54	1.70	2.51	4.09	5.66	7.20	7.97	9.49	11.01	12.51	11.92	9.46	7.28	5.54	4.39	3.59				
26	0.10	0.24	0.47	0.91	1.60	1.77	2.61	4.26	5.88	7.49	8.28	9.87	11.45	13.01	12.64	10.03	7.73	5.88	4.66	3.82				
28	0.10	0.26	0.50	0.98	1.72	1.90	2.81	4.59	6.34	8.07	8.93	10.63	12.33	14.01	14.12	11.21	8.63	6.56	5.21	4.27				
30	0.11	0.28	0.54	1.05	1.84	2.04	3.01	4.91	6.79	8.64	9.56	11.39	13.21	15.02	15.67	12.43	9.57	7.28	5.78	4.73				
32	0.12	0.30	0.57	1.12	1.97	2.18	3.21	5.24	7.24	9.22	10.20	12.15	14.09	16.02	17.26	13.70	10.54	8.02	6.37	1.05				
35	0.13	0.32	0.63	1.22	2.15	2.38	3.51	5.73	7.92	10.08	11.16	13.29	15.41	17.52	19.61	15.67	12.06	9.17	7.28					
40	0.16	0.37	0.72	1.39	2.46	2.72	4.01	6.55	9.05	11.52	12.75	15.19	17.61	20.02	22.42	19.14	14.74	11.21						
45	0.17	0.42	0.81	1.57	2.77	3.06	4.52	7.37	10.19	12.97	14.35	17.09	19.81	22.52	25.22	22.84	17.58	11.21						
Lubrication	Type A (Manual or Drip)				Type B (Oil Bath or Slinger)								Type C (Oil Pump)											

Note: If using multiple strand chain, multiply horsepower rating by the following:
 2 strands: 1.7x
 3 strands: 2.5x
 4 strands: 3.3x
 5 strands or more: please contact Diamond Chain technical support

Standard Series Horsepower Tables

#41 Roller Chain - Imperial Units (Horsepower)

# of teeth in small sprocket	Revolutions Per Minute – Small Sprocket																							
	10	25	50	100	180	200	300	500	700	900	1,000	1,200	1,400	1,600	1,800	2,100	2,500	3,000	3,500	4,000	5,000	6,000	7,000	8,000
11	0.03	0.07	0.15	0.28	0.50	0.55	0.81	1.33	1.84	2.34	2.25	1.71	1.36	1.11	0.93	0.74	0.57	0.43	0.34	0.28	0.20	0.15	0.12	0.10
12	0.03	0.08	0.16	0.31	0.54	0.60	0.89	1.45	2.00	2.55	2.57	1.95	1.55	1.27	1.06	0.84	0.65	0.49	0.39	0.32	0.23	0.17	0.14	0.11
13	0.04	0.09	0.17	0.34	0.59	0.65	0.96	1.57	2.17	2.76	2.89	2.20	1.75	1.43	1.20	0.95	0.73	0.56	0.44	0.36	0.26	0.20	0.16	
14	0.04	0.10	0.19	0.36	0.63	0.70	1.04	1.69	2.34	2.97	3.23	2.46	1.95	1.60	1.34	1.06	0.82	0.62	0.49	0.40	0.29	0.22	0.17	
15	0.04	0.10	0.20	0.39	0.68	0.75	1.11	1.81	2.50	3.19	3.53	2.73	2.17	1.77	1.49	1.18	0.91	0.69	0.55	0.45	0.32	0.24	0.19	
16	0.05	0.11	0.21	0.41	0.73	0.80	1.18	1.93	2.67	3.40	3.76	3.01	2.39	1.95	1.64	1.30	1.00	0.76	0.60	0.49	0.35	0.27		
17	0.05	0.12	0.23	0.44	0.77	0.85	1.26	2.05	2.84	3.61	4.00	3.29	2.61	2.14	1.79	1.42	1.10	0.83	0.66	0.54	0.39	0.29		
18	0.05	0.12	0.24	0.46	0.82	0.90	1.33	2.18	3.00	3.82	4.23	3.59	2.85	2.33	1.95	1.55	1.19	0.91	0.72	0.59	0.42	0.32		
19	0.05	0.13	0.25	0.49	0.86	0.95	1.41	2.30	3.17	4.04	4.47	3.89	3.09	2.53	2.12	1.68	1.29	0.98	0.78	0.64	0.46	0.09		
20	0.06	0.14	0.27	0.52	0.91	1.00	1.48	2.42	3.34	4.25	4.70	4.20	3.33	2.73	2.29	1.81	1.40	1.06	0.84	0.69	0.49			
21	0.06	0.14	0.28	0.54	0.95	1.05	1.55	2.54	3.51	4.46	4.94	4.52	3.59	2.94	2.46	1.95	1.50	1.14	0.91	0.74	0.53			
22	0.06	0.15	0.29	0.57	1.00	1.10	1.63	2.66	3.67	4.67	5.17	4.85	3.85	3.15	2.64	2.09	1.61	1.23	0.97	0.80	0.57			
23	0.07	0.16	0.30	0.59	1.04	1.15	1.70	2.78	3.84	4.89	5.41	5.18	4.11	3.37	2.82	2.24	1.72	1.31	1.04	0.85	0.61			
24	0.07	0.16	0.32	0.62	1.09	1.20	1.78	2.90	4.01	5.10	5.64	5.52	4.38	3.59	3.01	2.39	1.84	1.40	1.11	0.91	0.65			
25	0.07	0.17	0.33	0.64	1.13	1.25	1.85	3.02	4.17	5.31	5.88	5.87	4.66	3.81	3.20	2.54	1.95	1.49	1.18	0.96				
26	0.07	0.18	0.34	0.67	1.18	1.30	1.92	3.14	4.34	5.52	6.11	6.23	4.94	4.05	3.39	2.69	2.07	1.58	1.25	1.02				
28	0.08	0.19	0.37	0.72	1.27	1.40	2.07	3.38	4.67	5.95	6.58	6.96	5.52	4.52	3.79	3.01	2.31	1.76	1.40	1.14				
30	0.08	0.20	0.40	0.77	1.36	1.50	2.22	3.63	5.01	6.37	7.05	7.72	6.13	5.01	4.20	3.33	2.57	1.95	1.55	1.27				
32	0.09	0.22	0.42	0.82	1.45	1.60	2.37	3.87	5.34	6.80	7.52	8.50	6.75	5.52	4.63	3.67	2.83	2.15	1.71	1.40				
35	0.10	0.24	0.46	0.90	1.59	1.76	2.59	4.23	5.84	7.44	8.23	9.80	7.72	6.32	5.29	4.20	3.23	2.46	1.95					
40	0.11	0.27	0.53	1.03	1.81	2.01	2.96	4.83	6.68	8.50	9.40	11.20	9.43	7.72	6.47	5.13	3.95	3.01						
45	0.13	0.31	0.60	1.16	2.04	2.26	3.33	5.44	7.51	9.56	10.58	12.60	11.25	9.21	7.72	6.13	4.72	3.59						
Lubrication	Type A (Manual or Drip)				Type B (Oil Bath or Slinger)									Type C (Oil Pump)										

#41 Roller Chain - Metric Units (Kilowatts)

# of teeth in small sprocket	Revolutions Per Minute – Small Sprocket																							
	10	25	50	100	180	200	300	500	700	900	1,000	1,200	1,400	1,600	1,800	2,100	2,500	3,000	3,500	4,000	5,000	6,000	7,000	8,000
11	0.02	0.05	0.11	0.21	0.37	0.41	0.60	0.99	1.37	1.74	1.68	1.28	1.01	0.83	0.69	0.55	0.43	0.32	0.25	0.21	0.15	0.11	0.09	0.07
12	0.02	0.06	0.12	0.23	0.40	0.45	0.66	1.08	1.49	1.90	1.92	1.45	1.16	0.95	0.79	0.63	0.48	0.37	0.29	0.24	0.17	0.13	0.10	0.08
13	0.03	0.07	0.13	0.25	0.44	0.48	0.72	1.17	1.62	2.06	2.16	1.64	1.30	1.07	0.89	0.71	0.54	0.42	0.33	0.27	0.19	0.15	0.12	
14	0.03	0.07	0.14	0.27	0.47	0.52	0.78	1.26	1.74	2.21	2.41	1.83	1.45	1.19	1.00	0.79	0.61	0.46	0.37	0.30	0.22	0.16	0.13	
15	0.03	0.07	0.15	0.29	0.51	0.56	0.83	1.35	1.86	2.38	2.63	2.04	1.62	1.32	1.11	0.88	0.68	0.51	0.41	0.34	0.24	0.18	0.14	
16	0.04	0.08	0.16	0.31	0.54	0.60	0.88	1.44	1.99	2.54	2.80	2.24	1.78	1.45	1.22	0.97	0.75	0.57	0.45	0.37	0.26	0.20		
17	0.04	0.09	0.17	0.33	0.57	0.63	0.94	1.53	2.12	2.69	2.98	2.45	1.95	1.60	1.33	1.06	0.82	0.62	0.49	0.40	0.29	0.22		
18	0.04	0.09	0.18	0.34	0.61	0.67	0.99	1.63	2.24	2.85	3.15	2.68	2.13	1.74	1.45	1.16	0.89	0.68	0.54	0.44	0.31	0.24		
19	0.04	0.10	0.19	0.37	0.64	0.71	1.05	1.72	2.36	3.01	3.33	2.90	2.30	1.89	1.58	1.25	0.96	0.73	0.58	0.48	0.34	0.07		
20	0.04	0.10	0.20	0.39	0.68	0.75	1.10	1.80	2.49	3.17	3.50	3.13	2.48	2.04	1.71	1.35	1.04	0.79	0.63	0.51	0.37			
21	0.04	0.10	0.21	0.40	0.71	0.78	1.16	1.89	2.62	3.33	3.68	3.37	2.68	2.19	1.83	1.45	1.12	0.85	0.68	0.55	0.40			
22	0.04	0.11	0.22	0.43	0.75	0.82	1.22	1.98	2.74	3.48	3.86	3.62	2.87	2.35	1.97	1.56	1.20	0.92	0.72	0.60	0.43			
23	0.05	0.12	0.22	0.44	0.78	0.86	1.27	2.07	2.86	3.65	4.03	3.86	3.06	2.51	2.10	1.67	1.28	0.98	0.78	0.63	0.45			
24	0.05	0.12	0.24	0.46	0.81	0.89	1.33	2.16	2.99	3.80	4.21	4.12	3.27	2.68	2.24	1.78	1.37	1.04	0.83	0.68	0.48			
25	0.05	0.13	0.25	0.48	0.84	0.93	1.38	2.25	3.11	3.96	4.38	4.38	3.47	2.84	2.39	1.89	1.45	1.11	0.88	0.72				
26	0.05	0.13	0.25	0.50	0.88	0.97	1.43	2.34	3.24	4.12	4.56	4.65	3.68	3.02	2.53	2.01	1.54	1.18	0.93	0.76				
28	0.06	0.14	0.28	0.54	0.95	1.04	1.54	2.52	3.48	4.44	4.91	5.19	4.12	3.37	2.83	2.24	1.72	1.31	1.04	0.85				
30	0.06	0.15	0.30	0.57	1.01	1.12	1.66	2.71	3.74	4.75	5.26	5.76	4.57	3.74	3.13	2.48	1.92	1.45	1.16	0.95				
32	0.07	0.16	0.31	0.61	1.08	1.19	1.77	2.89	3.98	5.07	5.61	6.34	5.03	4.12	3.45	2.74	2.11	1.60	1.28	1.04				
35	0.07	0.18	0.34	0.67	1.19	1.31	1.93	3.15	4.35	5.55	6.14	7.31	5.76	4.71	3.94	3.13	2.41	1.83	1.45					
40	0.08	0.20	0.40	0.77	1.35	1.50	2.21	3.60	4.98	6.34	7.01	8.35	7.03	5.76	4.82	3.83	2.95	2.24						
45	0.10	0.23	0.45	0.87	1.52	1.69	2.48	4.06	5.60	7.13	7.89	9.40	8.39	6.87	5.76	4.57	3.52	2.68						
Lubrication	Type A (Manual or Drip)				Type B (Oil Bath or Slinger)									Type C (Oil Pump)										

Standard Series Horsepower Tables

#50 Roller Chain - Imperial Units (Horsepower)

# of teeth in small sprocket	Revolutions Per Minute – Small Sprocket																							
	10	25	50	100	140	200	300	500	700	900	1,200	1,500	1,800	2,100	2,500	3,000	3,500	4,000	4,500	5,000	5,500	6,000	6,500	7,000
11	0.11	0.27	0.52	1.00	1.39	1.95	2.88	4.70	6.50	8.27	10.24	7.33	5.58	4.42	3.41	2.59	2.06	1.68	1.41	1.20	1.04	0.92	0.81	0.73
12	0.12	0.29	0.56	1.09	1.51	2.13	3.14	5.13	7.09	9.02	11.67	8.35	6.35	5.04	3.88	2.95	2.34	1.92	1.61	1.37	1.19	1.04	0.93	
13	0.13	0.31	0.61	1.19	1.64	2.31	3.40	5.56	7.68	9.77	12.88	9.42	7.16	5.69	4.38	3.33	2.64	2.16	1.81	1.55	1.34	1.18		
14	0.14	0.34	0.66	1.28	1.76	2.48	3.67	5.99	8.27	10.53	13.87	10.52	8.01	6.35	4.89	3.72	2.95	2.42	2.03	1.73	1.50	0.28		
15	0.15	0.36	0.70	1.37	1.89	2.66	3.93	6.41	8.86	11.28	14.86	11.67	8.88	7.05	5.42	4.13	3.27	2.68	2.25	1.92	1.66			
16	0.16	0.39	0.75	1.46	2.02	2.84	4.19	6.84	9.45	12.03	15.85	12.86	9.78	7.76	5.98	4.55	3.61	2.95	2.47	2.11				
17	0.17	0.41	0.80	1.55	2.14	3.02	4.45	7.27	10.04	12.78	16.85	14.08	10.71	8.50	6.55	4.98	3.95	3.23	2.71	2.31				
18	0.18	0.43	0.84	1.64	2.27	3.19	4.71	7.70	10.63	13.53	17.84	15.34	11.67	9.26	7.13	5.42	4.30	3.52	2.95	0.05				
19	0.19	0.46	0.89	1.73	2.39	3.37	4.98	8.12	11.22	14.28	18.83	16.64	12.66	10.05	7.73	5.88	4.67	3.82	3.20					
20	0.20	0.48	0.94	1.82	2.52	3.55	5.24	8.55	11.81	15.04	19.82	17.97	13.67	10.85	8.35	6.35	5.04	4.13	3.46					
21	0.21	0.51	0.98	1.92	2.65	3.73	5.50	8.98	12.40	15.79	20.81	19.34	14.71	11.67	8.99	6.84	5.42	4.44						
22	0.22	0.53	1.03	2.01	2.77	3.90	5.76	9.41	12.99	16.54	21.80	20.73	15.77	12.52	9.64	7.33	5.82	4.76						
23	0.23	0.55	1.08	2.10	2.90	4.08	6.02	9.83	13.58	17.29	22.79	22.16	16.86	13.38	10.30	7.84	6.22	5.09						
24	0.24	0.58	1.13	2.19	3.02	4.26	6.28	10.26	14.18	18.04	23.78	23.62	17.97	14.26	10.98	8.35	6.63	1.36						
25	0.25	0.60	1.17	2.28	3.15	4.44	6.55	10.69	14.77	18.79	24.77	25.11	19.11	15.16	11.67	8.88	7.05							
26	0.26	0.63	1.22	2.37	3.28	4.61	6.81	11.12	15.36	19.55	25.76	26.64	20.26	16.08	12.38	9.42	7.47							
28	0.28	0.67	1.31	2.55	3.53	4.97	7.33	11.97	16.54	21.05	27.75	29.77	22.65	17.97	13.84	10.52	4.74							
30	0.30	0.72	1.41	2.74	3.78	5.32	7.86	12.83	17.72	22.55	29.73	33.01	25.11	19.93	15.34	11.67								
32	0.32	0.77	1.50	2.92	4.03	5.68	8.38	13.68	18.90	24.06	31.71	36.37	27.67	21.96	16.90	12.86								
35	0.35	0.84	1.64	3.19	4.41	6.21	9.16	14.97	20.67	26.31	34.68	41.60	31.65	25.11	19.34	0.94								
40	0.40	0.96	1.88	3.65	5.04	7.10	10.47	17.10	23.63	30.07	39.64	49.11	38.67	30.68	23.62									
45	0.45	1.08	2.11	4.10	5.67	7.98	11.78	19.24	26.58	33.83	44.59	55.24	46.14	36.61	8.64									
Lubrication	Type A (Manual or Drip)				Type B (Oil Bath or Slinger)								Type C (Oil Pump)											

Note: If using multiple strand chain, multiply horsepower rating by the following:
 2 strands: 1.7x
 3 strands: 2.5x
 4 strands: 3.3x
 5 strands or more: please contact Diamond Chain technical support

#50 Roller Chain - Metric Units (Kilowatts)

# of teeth in small sprocket	Revolutions Per Minute – Small Sprocket																							
	10	25	50	100	140	200	300	500	700	900	1,200	1,500	1,800	2,100	2,500	3,000	3,500	4,000	4,500	5,000	5,500	6,000	6,500	7,000
11	0.08	0.20	0.39	0.75	1.04	1.45	2.15	3.50	4.85	6.17	7.64	5.47	4.16	3.30	2.54	1.93	1.54	1.25	1.05	0.89	0.78	0.69	0.60	0.54
12	0.09	0.22	0.42	0.81	1.13	1.59	2.34	3.83	5.29	6.73	8.70	6.23	4.74	3.76	2.89	2.20	1.74	1.43	1.20	1.02	0.89	0.78	0.69	
13	0.10	0.23	0.45	0.89	1.22	1.72	2.54	4.15	5.73	7.29	9.60	7.02	5.34	4.24	3.27	2.48	1.97	1.61	1.35	1.16	1.00	0.88		
14	0.10	0.25	0.49	0.95	1.31	1.85	2.74	4.47	6.17	7.85	10.34	7.84	5.97	4.74	3.65	2.77	2.20	1.80	1.51	1.29	1.12	0.21		
15	0.11	0.27	0.52	1.02	1.41	1.98	2.93	4.78	6.61	8.41	11.08	8.70	6.62	5.26	4.04	3.08	2.44	2.00	1.68	1.43	1.24			
16	0.12	0.29	0.56	1.09	1.51	2.12	3.12	5.10	7.05	8.97	11.82	9.59	7.29	5.79	4.46	3.39	2.69	2.20	1.84	1.57				
17	0.13	0.31	0.60	1.16	1.60	2.25	3.32	5.42	7.49	9.53	12.57	10.50	7.99	6.34	4.88	3.71	2.95	2.41	2.02	1.72				
18	0.13	0.32	0.63	1.22	1.69	2.38	3.51	5.74	7.93	10.09	13.30	11.44	8.70	6.91	5.32	4.04	3.21	2.62	2.20	0.04				
19	0.14	0.34	0.66	1.29	1.78	2.51	3.71	6.06	8.37	10.65	14.04	12.41	9.44	7.49	5.76	4.38	3.48	2.85	2.39					
20	0.15	0.36	0.70	1.36	1.88	2.65	3.91	6.38	8.81	11.22	14.78	13.40	10.19	8.09	6.23	4.74	3.76	3.08	2.58					
21	0.16	0.38	0.73	1.43	1.98	2.78	4.10	6.70	9.25	11.77	15.52	14.42	10.97	8.70	6.70	5.10	4.04	3.31						
22	0.16	0.40	0.77	1.50	2.07	2.91	4.30	7.02	9.69	12.33	16.26	15.46	11.76	9.34	7.19	5.47	4.34	3.55						
23	0.17	0.41	0.81	1.57	2.16	3.04	4.49	7.33	10.13	12.89	16.99	16.52	12.57	9.98	7.68	5.85	4.64	3.80						
24	0.18	0.43	0.84	1.63	2.25	3.18	4.68	7.65	10.57	13.45	17.73	17.61	13.40	10.63	8.19	6.23	4.94	1.01						
25	0.19	0.45	0.87	1.70	2.35	3.31	4.88	7.97	11.01	14.01	18.47	18.72	14.25	11.30	8.70	6.62	5.26							
26	0.19	0.47	0.91	1.77	2.45	3.44	5.08	8.29	11.45	14.58	19.21	19.87	15.11	11.99	9.23	7.02	5.57							
28	0.21	0.50	0.98	1.90	2.63	3.71	5.47	8.93	12.33	15.70	20.69	22.20	16.89	13.40	10.32	7.84	3.53							
30	0.22	0.54	1.05	2.04	2.82	3.97	5.86	9.57	13.21	16.82	22.17	24.62	18.72	14.86	11.44	8.70								
32	0.24	0.57	1.12	2.18	3.01	4.24	6.25	10.20	14.09	17.94	23.65	27.12	20.63	16.38	12.60	9.59								
35	0.26	0.63	1.22	2.38	3.29	4.63	6.83	11.16	15.41	19.62	25.86	31.02	23.60	18.72	14.42	0.70								
40	0.30	0.72	1.40	2.72	3.76	5.29	7.81	12.75	17.62	22.42	29.56	36.62	28.84	22.88	17.61									
45	0.34	0.81	1.57	3.06	4.23	5.95	8.78	14.35	19.82	25.23	33.25	41.19	34.41	27.30	6.44									
Lubrication	Type A (Manual or Drip)				Type B (Oil Bath or Slinger)								Type C (Oil Pump)											

Note: If using multiple strand chain, multiply horsepower rating by the following:
 2 strands: 1.7x
 3 strands: 2.5x
 4 strands: 3.3x
 5 strands or more: please contact Diamond Chain technical support

Standard Series Horsepower Tables

#60 Roller Chain - Imperial Units (Horsepower)

# of teeth in small sprocket	Revolutions Per Minute – Small Sprocket																							
	10	25	50	100	120	200	300	400	500	600	800	1,000	1,200	1,400	1,600	1,800	2,0'00	2,500	3,000	3,500	4,000	4,500	5,000	5,500
11	0.19	0.46	0.89	1.72	2.05	3.35	4.95	6.52	8.08	9.63	12.69	15.58	11.85	9.41	7.70	6.45	5.51	3.94	3.00	2.38	1.95	1.63	1.39	1.21
12	0.21	0.50	0.97	1.88	2.24	3.66	5.40	7.12	8.82	10.51	13.85	17.15	13.51	10.72	8.77	7.35	6.28	4.49	3.42	2.71	2.22	1.86	1.59	1.38
13	0.22	0.54	1.05	2.04	2.43	3.96	5.85	7.71	9.55	11.38	15.00	18.58	15.23	12.08	9.89	8.29	7.08	5.06	3.85	3.06	2.50	2.10	1.79	
14	0.24	0.58	1.13	2.19	2.61	4.27	6.30	8.30	10.29	12.26	16.15	20.01	17.02	13.51	11.05	9.26	7.91	5.66	4.31	3.42	2.80	2.34	0.41	
15	0.26	0.62	1.21	2.35	2.80	4.57	6.75	8.90	11.02	13.13	17.31	21.44	18.87	14.98	12.26	10.27	8.77	6.28	4.77	3.79	3.10	2.60		
16	0.27	0.66	1.29	2.51	2.99	4.88	7.20	9.49	11.76	14.01	18.46	22.87	20.79	16.50	13.51	11.32	9.66	6.91	5.26	4.17	3.42	1.78		
17	0.29	0.70	1.37	2.66	3.17	5.18	7.65	10.08	12.49	14.88	19.62	24.30	22.77	18.07	14.79	12.40	10.58	7.57	5.76	4.57	3.74			
18	0.31	0.75	1.45	2.82	3.36	5.49	8.10	10.68	13.23	15.76	20.77	25.73	24.81	19.69	16.11	13.51	11.53	8.25	6.28	4.98	4.08			
19	0.33	0.79	1.53	2.98	3.55	5.79	8.55	11.27	13.96	16.63	21.92	27.16	26.91	21.35	17.48	14.65	12.50	8.95	6.81	5.40	0.20			
20	0.34	0.83	1.61	3.13	3.73	6.10	9.00	11.86	14.70	17.51	23.08	28.59	29.06	23.06	18.87	15.82	13.51	9.66	7.35	5.83				
21	0.36	0.87	1.69	3.29	3.92	6.40	9.45	12.46	15.43	18.38	24.23	30.02	31.26	24.81	20.31	17.02	14.53	10.40	7.91	6.28				
22	0.38	0.91	1.77	3.45	4.11	6.71	9.90	13.05	16.17	19.26	25.39	31.45	33.52	26.60	21.77	18.25	15.58	11.15	8.48					
23	0.40	0.95	1.85	3.61	4.29	7.01	10.35	13.64	16.90	20.13	26.54	32.88	35.84	28.44	23.28	19.51	16.66	11.92	9.07					
24	0.41	0.99	1.93	3.76	4.48	7.32	10.80	14.24	17.64	21.01	27.69	34.31	38.20	30.31	24.81	20.79	17.75	12.70	9.66					
25	0.43	1.04	2.01	3.92	4.67	7.62	11.25	14.83	18.37	21.89	28.85	35.74	40.61	32.23	26.38	22.11	18.87	13.51	10.27					
26	0.45	1.08	2.09	4.08	4.85	7.93	11.70	15.42	19.11	22.76	30.00	37.17	43.07	34.18	27.98	23.44	20.02	14.32	10.90					
28	0.48	1.16	2.26	4.39	5.23	8.54	12.60	16.61	20.58	24.51	32.31	40.03	47.68	38.20	31.26	26.20	22.37	16.01						
30	0.52	1.24	2.42	4.70	5.60	9.15	13.50	17.79	22.05	26.26	34.62	42.89	51.09	42.36	34.67	29.06	24.81	17.75						
32	0.55	1.33	2.58	5.02	5.98	9.76	14.40	18.98	23.52	28.01	36.92	45.75	54.50	46.67	38.20	32.01	27.33	19.56						
35	0.60	1.45	2.82	5.49	6.54	10.67	15.75	20.76	25.72	30.64	40.39	50.03	59.60	53.38	43.69	36.62	31.26	1.35						
40	0.69	1.66	3.22	6.27	7.47	12.20	18.00	23.73	29.39	35.02	46.16	57.18	68.12	65.22	53.38	44.74	38.20							
45	0.77	1.86	3.63	7.05	8.40	13.72	20.25	26.69	33.07	39.39	51.92	64.33	76.63	77.83	63.70	53.38	12.45							
Lubrication	Type A (Manual or Drip)				Type B (Oil Bath or Slinger)								Type C (Oil Pump)											

Note: If using multiple strand chain, multiply horsepower rating by the following:
 2 strands: 1.7x
 3 strands: 2.5x
 4 strands: 3.3x
 5 strands or more: please contact Diamond Chain technical support

#60 Roller Chain - Metric Units (Kilowatts)

# of teeth in small sprocket	Revolutions Per Minute – Small Sprocket																							
	10	25	50	100	120	200	300	400	500	600	800	1,000	1,200	1,400	1,600	1,800	2,000	2,500	3,000	3,500	4,000	4,500	5,000	5,500
11	0.14	0.34	0.66	1.28	1.53	2.50	3.69	4.86	6.03	7.18	9.46	11.62	8.84	7.02	5.74	4.81	4.11	2.94	2.24	1.77	1.45	1.22	1.04	0.90
12	0.16	0.37	0.72	1.40	1.67	2.73	4.03	5.31	6.58	7.84	10.33	12.79	10.07	7.99	6.54	5.48	4.68	3.35	2.55	2.02	1.66	1.39	1.19	1.03
13	0.16	0.40	0.78	1.52	1.81	2.95	4.36	5.75	7.12	8.49	11.19	13.86	11.36	9.01	7.37	6.18	5.28	3.77	2.87	2.28	1.86	1.57	1.33	
14	0.18	0.43	0.84	1.63	1.95	3.18	4.70	6.19	7.67	9.14	12.04	14.92	12.69	10.07	8.24	6.91	5.90	4.22	3.21	2.55	2.09	1.74	0.31	
15	0.19	0.46	0.90	1.75	2.09	3.41	5.03	6.64	8.22	9.79	12.91	15.99	14.07	11.17	9.14	7.66	6.54	4.68	3.56	2.83	2.31	1.94		
16	0.20	0.49	0.96	1.87	2.23	3.64	5.37	7.08	8.77	10.45	13.77	17.05	15.50	12.30	10.07	8.44	7.20	5.15	3.92	3.11	2.55	1.33		
17	0.22	0.52	1.02	1.98	2.36	3.86	5.70	7.52	9.31	11.10	14.63	18.12	16.98	13.47	11.03	9.25	7.89	5.64	4.30	3.41	2.79			
18	0.23	0.56	1.08	2.10	2.51	4.09	6.04	7.96	9.87	11.75	15.49	19.19	18.50	14.68	12.01	10.07	8.60	6.15	4.68	3.71	3.04			
19	0.25	0.59	1.14	2.22	2.65	4.32	6.38	8.40	10.41	12.40	16.35	20.25	20.07	15.92	13.03	10.92	9.32	6.67	5.08	4.03	0.15			
20	0.25	0.62	1.20	2.33	2.78	4.55	6.71	8.84	10.96	13.06	17.21	21.32	21.67	17.20	14.07	11.80	10.07	7.20	5.48	4.35				
21	0.27	0.65	1.26	2.45	2.92	4.77	7.05	9.29	11.51	13.71	18.07	22.39	23.31	18.50	15.15	12.69	10.84	7.76	5.90	4.68				
22	0.28	0.68	1.32	2.57	3.06	5.00	7.38	9.73	12.06	14.36	18.93	23.45	25.00	19.84	16.23	13.61	11.62	8.31	6.32					
23	0.30	0.71	1.38	2.69	3.20	5.23	7.72	10.17	12.60	15.01	19.79	24.52	26.73	21.21	17.36	14.55	12.42	8.89	6.76					
24	0.31	0.74	1.44	2.80	3.34	5.46	8.05	10.62	13.15	15.67	20.65	25.58	28.49	22.60	18.50	15.50	13.24	9.47	7.20					
25	0.32	0.78	1.50	2.92	3.48	5.68	8.39	11.06	13.70	16.32	21.51	26.65	30.28	24.03	19.67	16.49	14.07	10.07	7.66					
26	0.34	0.81	1.56	3.04	3.62	5.91	8.72	11.50	14.25	16.97	22.37	27.72	32.12	25.49	20.86	17.48	14.93	10.68	8.13					
28	0.36	0.87	1.69	3.27	3.90	6.37	9.40	12.39	15.35	18.28	24.09	29.85	35.55	28.49	23.31	19.54	16.68	11.94						
30	0.39	0.92	1.80	3.50	4.18	6.82	10.07	13.27	16.44	19.58	25.82	31.98	38.10	31.59	25.85	21.67	18.50	13.24						
32	0.41	0.99	1.92	3.74	4.46	7.28	10.74	14.15	17.54	20.89	27.53	34.12	40.64	34.80	28.49	23.87	20.38	14.59						
35	0.45	1.08	2.10	4.09	4.88	7.96	11.74	15.48	19.18	22.85	30.12	37.31	44.44	39.81	32.58	27.31	23.31	1.01						
40	0.51	1.24	2.40	4.68	5.57	9.10	13.42	17.70	21.92	26.11	34.42	42.64	50.80	48.63	39.81	33.36	28.49							
45	0.57	1.39	2.71	5.26	6.26	10.23	15.10	19.90	24.66	29.37	38.72	47.97	57.14	58.04	47.50	39.81	9.28							
Lubrication	Type A (Manual or Drip)				Type B (Oil Bath or Slinger)								Type C (Oil Pump)											

Note: If using multiple strand chain, multiply horsepower rating by the following:
 2 strands: 1.7x
 3 strands: 2.5x
 4 strands: 3.3x
 5 strands or more: please contact Diamond Chain technical support

Standard Series Horsepower Tables

#80 Roller Chain - Imperial Units (Horsepower)

# of teeth in small sprocket	Revolutions Per Minute – Small Sprocket																							
	10	25	50	75	88	100	200	300	400	500	600	700	800	900	1,000	1,200	1,400	1,600	1,800	2,000	2,500	3,000	3,500	4,000
11	0.44	1.06	2.07	3.05	3.56	4.03	7.83	11.56	15.23	18.87	22.48	26.07	27.41	22.97	19.61	14.92	11.84	9.69	8.12	6.93	4.96	3.77	3.00	2.45
12	0.48	1.16	2.26	3.33	3.88	4.39	8.54	12.61	16.62	20.59	24.53	28.44	31.23	26.17	22.35	17.00	13.49	11.04	9.25	7.90	5.65	4.30	3.41	2.79
13	0.52	1.26	2.45	3.61	4.21	4.76	9.26	13.66	18.00	22.31	26.57	30.81	35.02	29.51	25.20	19.17	15.21	12.45	10.43	8.91	6.37	4.85	3.85	3.15
14	0.56	1.35	2.63	3.89	4.53	5.12	9.97	14.71	19.39	24.02	28.62	33.18	37.72	32.98	28.16	21.42	17.00	13.91	11.66	9.96	7.12	5.42	4.30	3.52
15	0.60	1.45	2.82	4.16	4.86	5.49	10.68	15.76	20.77	25.74	30.66	35.55	40.41	36.58	31.23	23.76	18.85	15.43	12.93	11.04	7.90	6.01	4.77	
16	0.64	1.55	3.01	4.44	5.18	5.86	11.39	16.81	22.16	27.45	32.70	37.92	43.11	40.30	34.41	26.17	20.77	17.00	14.25	12.16	8.70	6.62	5.25	
17	0.68	1.64	3.20	4.72	5.50	6.22	12.10	17.86	23.54	29.17	34.75	40.29	45.80	44.13	37.68	28.66	22.75	18.62	15.60	13.32	9.53	7.25		
18	0.72	1.74	3.39	5.00	5.83	6.59	12.81	18.91	24.93	30.88	36.79	42.66	48.49	48.08	41.05	31.23	24.78	20.29	17.00	14.51	10.39	7.90		
19	0.76	1.84	3.57	5.28	6.15	6.95	13.53	19.96	26.31	32.60	38.84	45.03	51.19	52.15	44.52	33.87	26.88	22.00	18.44	15.74	11.26	0.36		
20	0.80	1.93	3.76	5.55	6.47	7.32	14.24	21.01	27.70	34.32	40.88	47.40	53.88	56.32	48.08	36.58	29.03	23.76	19.91	17.00	12.16			
21	0.84	2.03	3.95	5.83	6.80	7.69	14.95	22.07	29.08	36.03	42.92	49.77	56.58	60.59	51.73	39.36	31.23	25.56	21.42	18.29	13.09			
22	0.88	2.13	4.14	6.11	7.12	8.05	15.66	23.12	30.47	37.75	44.97	52.14	59.27	64.97	55.47	42.20	33.49	27.41	22.97	19.61	14.03			
23	0.92	2.22	4.33	6.39	7.45	8.42	16.37	24.17	31.85	39.46	47.01	54.51	61.97	69.38	59.30	45.11	35.80	29.30	24.55	20.97	15.00			
24	0.96	2.32	4.52	6.66	7.77	8.78	17.09	25.22	33.24	41.18	49.06	56.88	64.66	72.40	63.21	48.08	38.16	31.23	26.17	22.35	15.99			
25	1.00	2.42	4.70	6.94	8.09	9.15	17.80	26.27	34.62	42.89	51.10	59.25	67.35	75.42	67.20	51.12	40.57	33.20	27.83	23.76	8.16			
26	1.04	2.51	4.89	7.22	8.42	9.52	18.51	27.32	36.01	44.61	53.14	61.62	70.05	78.43	71.27	54.22	43.02	35.22	29.51	25.20				
28	1.12	2.71	5.27	7.77	9.06	10.25	19.93	29.42	38.78	48.04	57.23	66.36	75.44	84.47	79.65	60.59	48.08	39.36	32.98	28.16				
30	1.20	2.90	5.64	8.33	9.71	10.98	21.36	31.52	41.55	51.47	61.32	71.10	80.82	90.50	88.33	67.20	53.33	43.65	36.58	31.23				
32	1.28	3.09	6.02	8.89	10.36	11.71	22.78	33.62	44.32	54.91	65.41	75.84	86.21	96.53	97.31	74.03	58.75	48.08	40.30	5.65				
35	1.40	3.38	6.58	9.72	11.33	12.81	24.92	36.78	48.47	60.05	71.54	82.95	94.29	105.58	111.31	84.68	67.20	55.00	28.15					
40	1.61	3.87	7.53	11.11	12.95	14.64	28.48	42.03	55.40	68.63	81.76	94.80	107.77	120.67	133.51	103.46	82.10	40.16						
45	1.81	4.35	8.47	12.49	14.57	16.47	32.04	47.28	62.32	77.21	91.98	106.65	121.24	135.75	150.20	123.45	72.28							
Lubrication	Type A (Manual or Drip)				Type B (Oil Bath or Slinger)								Type C (Oil Pump)											
Note: If using multiple strand chain, multiply horsepower rating by the following: 2 strands: 1.7x 3 strands: 2.5x 4 strands: 3.3x 5 strands or more: please contact Diamond Chain technical support																								
												For optimum results, contact Diamond Chain technical support for drives operating in the shaded area												

#80 Roller Chain - Metric Units (Kilowatts)

# of teeth in small sprocket	Revolutions Per Minute – Small Sprocket																							
	10	25	50	75	88	100	200	300	400	500	600	700	800	900	1,000	1,200	1,400	1,600	1,800	2,000	2,500	3,000	3,500	4,000
11	0.33	0.79	1.54	2.27	2.65	3.01	5.84	8.62	11.36	14.07	16.76	19.44	20.44	17.13	14.62	11.13	8.83	7.23	6.06	5.17	3.70	2.81	2.24	1.83
12	0.36	0.87	1.69	2.48	2.89	3.27	6.37	9.40	12.39	15.35	18.29	21.21	23.29	19.51	16.67	12.68	10.06	8.23	6.90	5.89	4.21	3.21	2.54	2.08
13	0.39	0.94	1.83	2.69	3.14	3.55	6.91	10.19	13.42	16.64	19.81	22.98	26.11	22.01	18.79	14.30	11.34	9.28	7.78	6.64	4.75	3.62	2.87	2.35
14	0.42	1.01	1.96	2.90	3.38	3.82	7.43	10.97	14.46	17.91	21.34	24.74	28.13	24.59	21.00	15.97	12.68	10.37	8.69	7.43	5.31	4.04	3.21	2.62
15	0.45	1.08	2.10	3.10	3.62	4.09	7.96	11.75	15.49	19.19	22.86	26.51	30.13	27.28	23.29	17.72	14.06	11.51	9.64	8.23	5.89	4.48	3.56	
16	0.48	1.16	2.24	3.31	3.86	4.37	8.49	12.54	16.52	20.47	24.38	28.28	32.15	30.05	25.66	19.51	15.49	12.68	10.63	9.07	6.49	4.94	3.91	
17	0.51	1.22	2.39	3.52	4.10	4.64	9.02	13.32	17.55	21.75	25.91	30.04	34.15	32.91	28.10	21.37	16.96	13.88	11.63	9.93	7.11	5.41		
18	0.54	1.30	2.53	3.73	4.35	4.91	9.55	14.10	18.59	23.03	27.43	31.81	36.16	35.85	30.61	23.29	18.48	15.13	12.68	10.82	7.75	5.89		
19	0.57	1.37	2.66	3.94	4.59	5.18	10.09	14.88	19.62	24.31	28.96	33.58	38.17	38.89	33.20	25.26	20.04	16.41	13.75	11.74	8.40	0.27		
20	0.60	1.44	2.80	4.14	4.82	5.46	10.62	15.67	20.66	25.59	30.48	35.35	40.18	42.00	35.85	27.28	21.65	17.72	14.85	12.68	9.07			
21	0.63	1.51	2.95	4.35	5.07	5.73	11.15	16.46	21.68	26.87	32.01	37.11	42.19	45.18	38.58	29.35	23.29	19.06	15.97	13.64	9.76			
22	0.66	1.59	3.09	4.56	5.31	6.00	11.68	17.24	22.72	28.15	33.53	38.88	44.20	48.45	41.36	31.47	24.97	20.44	17.13	14.62	10.46			
23	0.69	1.66	3.23	4.77	5.56	6.28	12.21	18.02	23.75	29.43	35.06	40.65	46.21	51.74	44.22	33.64	26.70	21.85	18.31	15.64	11.19			
24	0.72	1.73	3.37	4.97	5.79	6.55	12.74	18.81	24.79	30.71	36.58	42.42	48.22	53.99	47.14	35.85	28.46	23.29	19.51	16.67	11.92			
25	0.75	1.80	3.50	5.18	6.03	6.82	13.27	19.59	25.82	31.98	38.11	44.18	50.22	56.24	50.11	38.12	30.25	24.76	20.75	17.72	6.08			
26	0.78	1.87	3.65	5.38	6.28	7.10	13.80	20.37	26.85	33.27	39.63	45.95	52.24	58.49	53.15	40.43	32.08	26.26	22.01	18.79				
28	0.84	2.02	3.93	5.79	6.76	7.64	14.86	21.94	28.92	35.82	42.68	49.48	56.26	62.99	59.40	45.18	35.85	29.35	24.59	21.00				
30	0.89	2.16	4.21	6.21	7.24	8.19	15.93	23.50	30.98	38.38	45.73	53.02	60.27	67.49	65.87	50.11	39.77	32.55	27.28	23.29				
32	0.95	2.30	4.49	6.63	7.73	8.73	16.99	25.07	33.05	40.95	48.78	56.55	64.29	71.98	72.56	55.20	43.81	35.85	30.05	4.21				
35	1.04	2.52	4.91	7.25	8.45	9.55	18.58	27.43	36.14	44.78	53.35	61.86	70.31	78.73	83.00	63.15	50.11	41.01	20.99					
40	1.20	2.89	5.62	8.28	9.66	10.92	21.24	31.34	41.31	51.18	60.97	70.69	80.36	89.98	99.56	77.15	61.22	29.95						
45	1.35	3.24	6.32	9.31	10.86	12.28	23.89	35.26	46.47	57.58	68.59	79.53	90.41	101.23	112.00	92.06	53.90							
Lubrication	Type A (Manual or Drip)				Type B (Oil Bath or Slinger)								Type C (Oil Pump)											
Note: If using multiple strand chain, multiply horsepower rating by the following: 2 strands: 1.7x 3 strands: 2.5x 4 strands: 3.3x 5 strands or more: please contact Diamond Chain technical support																								
												For optimum results, contact Diamond Chain technical support for drives operating in the shaded area												

Diamond Chain
Diamond Difference
Selection Guide
Carbon Steel
Corrosion & Moisture Resistant
Reduced Maintenance
Attachments
Application Specific
Horsepower Tables
Chain Components
Tools, Troubleshooting
Ordering Information
Terms and Conditions

Standard Series Horsepower Tables

#100 Roller Chain - Imperial Units (Horsepower)

# of teeth in small sprocket	Revolutions Per Minute – Small Sprocket																									
	10	25	50	71	100	150	200	300	400	500	600	700	800	900	1,000	1,100	1,200	1,400	1,600	1,800	2,000	2,500	3,000	3,500		
11	0.85	2.04	3.96	5.55	7.71	11.38	15.00	22.14	29.18	36.15	43.06	40.03	32.77	27.46	23.45	20.32	17.84	14.15	11.58	9.71	8.29	5.93	4.51	3.58		
12	0.92	2.22	4.32	6.05	8.41	12.41	16.36	24.15	31.83	39.44	46.98	45.61	37.33	31.29	26.71	23.16	20.32	16.13	13.20	11.06	9.45	6.76	5.14			
13	1.00	2.41	4.68	6.56	9.11	13.45	17.73	26.16	34.48	42.72	50.89	51.43	42.10	35.28	30.12	26.11	22.92	18.18	14.88	12.47	10.65	7.62	5.80			
14	1.08	2.59	5.04	7.06	9.81	14.48	19.09	28.18	37.14	46.01	54.81	57.48	47.05	39.43	33.66	29.18	25.61	20.32	16.63	13.94	11.90	8.52	1.13			
15	1.15	2.78	5.41	7.57	10.51	15.52	20.45	30.19	39.79	49.30	58.72	63.75	52.18	43.73	37.33	32.36	28.40	22.54	18.45	15.46	13.20	9.45				
16	1.23	2.96	5.77	8.07	11.22	16.55	21.82	32.20	42.44	52.58	62.64	70.23	57.48	48.17	41.13	35.65	31.29	24.83	20.32	17.03	14.54	10.41				
17	1.31	3.15	6.13	8.58	11.92	17.59	23.18	34.21	45.10	55.87	66.55	76.91	62.95	52.76	45.05	39.04	34.27	27.19	22.26	18.65	15.93	11.40				
18	1.38	3.33	6.49	9.08	12.62	18.62	24.55	36.23	47.75	59.15	70.47	81.71	68.59	57.48	49.08	42.54	37.33	29.63	24.25	20.32	17.35	0.18				
19	1.46	3.52	6.85	9.59	13.32	19.66	25.91	38.24	50.40	62.44	74.38	86.25	74.38	62.34	53.22	46.13	40.49	32.13	26.30	22.04	18.82					
20	1.54	3.70	7.21	10.09	14.02	20.69	27.27	40.25	53.05	65.73	78.30	90.79	80.33	67.32	57.48	49.82	43.73	34.70	28.40	23.80	20.32					
21	1.61	3.89	7.57	10.60	14.72	21.73	28.64	42.26	55.71	69.01	82.21	95.33	86.43	72.43	61.85	53.61	47.05	37.33	30.56	25.61	21.87					
22	1.69	4.08	7.93	11.10	15.42	22.76	30.00	44.28	58.36	72.30	86.13	99.87	92.68	77.67	66.31	57.48	50.45	40.03	32.77	27.46	23.45					
23	1.77	4.26	8.29	11.60	16.12	23.79	31.36	46.29	61.01	75.59	90.04	104.41	99.07	83.02	70.89	61.44	53.93	42.79	35.03	29.35	25.06					
24	1.84	4.45	8.65	12.11	16.82	24.83	32.73	48.30	63.66	78.87	93.96	108.95	105.60	88.50	75.56	65.49	57.48	45.61	37.33	31.29	5.43					
25	1.92	4.63	9.01	12.61	17.52	25.86	34.09	50.31	66.32	82.16	97.87	113.48	112.27	94.09	80.33	69.63	61.11	48.49	39.69	33.26						
26	2.00	4.82	9.37	13.12	18.23	26.90	35.45	52.33	68.97	85.45	101.79	118.02	119.07	99.79	85.20	73.85	64.81	51.43	42.10	35.28						
28	2.15	5.19	10.09	14.13	19.63	28.97	38.18	56.35	74.27	92.02	109.62	127.10	133.07	111.52	95.22	82.53	72.43	57.48	47.05							
30	2.31	5.56	10.81	15.14	21.03	31.04	40.91	60.38	79.58	98.59	117.45	136.18	147.58	123.68	105.60	91.53	80.33	63.75	49.40							
32	2.46	5.93	11.53	16.15	22.43	33.11	43.64	64.40	84.88	105.16	125.28	145.26	162.58	136.25	116.33	100.84	88.50	70.23	8.82							
35	2.69	6.48	12.61	17.66	24.53	36.21	47.73	70.44	92.84	115.02	137.02	158.88	180.61	155.85	133.07	115.34	101.23	69.02								
40	3.07	7.41	14.41	20.18	28.04	41.38	54.54	80.50	106.11	131.45	156.60	181.58	206.41	190.42	162.58	140.92	122.68									
45	3.46	8.34	16.22	22.71	31.54	46.55	61.36	90.56	119.37	147.89	176.17	204.27	232.21	227.21	194.00	168.15	34.58									
Lubrication	Type A (Manual or Drip)				Type B (Oil Bath or Slinger)								Type C (Oil Pump)													

Note: If using multiple strand chain, multiply horsepower rating by the following:
 2 strands: 1.7x
 3 strands: 2.5x
 4 strands: 3.3x
 5 strands or more: please contact Diamond Chain technical support

For optimum results, contact Diamond Chain technical support for drives operating in the shaded area

#100 Roller Chain - Metric Units (Kilowatts)

# of teeth in small sprocket	Revolutions Per Minute – Small Sprocket																									
	10	25	50	71	100	150	200	300	400	500	600	700	800	900	1,000	1,100	1,200	1,400	1,600	1,800	2,000	2,500	3,000	3,500		
11	0.63	1.52	2.95	4.14	5.75	8.49	11.19	16.51	21.76	26.96	32.11	29.85	24.44	20.48	17.49	15.15	13.30	10.55	8.64	7.24	6.18	4.42	3.36	2.67		
12	0.69	1.66	3.22	4.51	6.27	9.25	12.20	18.01	23.74	29.41	35.03	34.01	27.84	23.33	19.92	17.27	15.15	12.03	9.84	8.25	7.05	5.04	3.83			
13	0.75	1.80	3.49	4.89	6.79	10.03	13.22	19.51	25.71	31.86	37.95	38.35	31.39	26.31	22.46	19.47	17.09	13.56	11.10	9.30	7.94	5.68	4.33			
14	0.81	1.93	3.76	5.26	7.32	10.80	14.24	21.01	27.70	34.31	40.87	42.86	35.09	29.40	25.10	21.76	19.10	15.15	12.40	10.40	8.87	6.35	0.84			
15	0.86	2.07	4.03	5.64	7.84	11.57	15.25	22.51	29.67	36.76	43.79	47.54	38.91	32.61	27.84	24.13	21.18	16.81	13.76	11.53	9.84	7.05				
16	0.92	2.21	4.30	6.02	8.37	12.34	16.27	24.01	31.65	39.21	46.71	52.37	42.86	35.92	30.67	26.58	23.33	18.52	15.15	12.70	10.84	7.76				
17	0.98	2.35	4.57	6.40	8.89	13.12	17.29	25.51	33.63	41.66	49.63	57.35	46.94	39.34	33.59	29.11	25.56	20.28	16.60	13.91	11.88	8.50				
18	1.03	2.48	4.84	6.77	9.41	13.88	18.31	27.02	35.61	44.11	52.55	60.93	51.15	42.86	36.60	31.72	27.84	22.10	18.08	15.15	12.94	0.13				
19	1.09	2.62	5.11	7.15	9.93	14.66	19.32	28.52	37.58	46.56	55.47	64.32	55.47	46.49	39.69	34.40	30.19	23.96	19.61	16.44	14.03					
20	1.15	2.76	5.38	7.52	10.45	15.43	20.34	30.01	39.56	49.01	58.39	67.70	59.90	50.20	42.86	37.15	32.61	25.88	21.18	17.75	15.15					
21	1.20	2.90	5.64	7.90	10.98	16.20	21.36	31.51	41.54	51.46	61.30	71.09	64.45	54.01	46.12	39.98	35.09	27.84	22.79	19.10	16.31					
22	1.26	3.04	5.91	8.28	11.50	16.97	22.37	33.02	43.52	53.91	64.23	74.47	69.11	57.92	49.45	42.86	37.62	29.85	24.44	20.48	17.49					
23	1.32	3.18	6.18	8.65	12.02	17.74	23.39	34.52	45.50	56.37	67.14	77.86	73.88	61.91	52.86	45.82	40.22	31.91	26.12	21.89	18.69					
24	1.37	3.32	6.45	9.03	12.54	18.52	24.41	36.02	47.47	58.81	70.07	81.24	78.75	65.99	56.35	48.84	42.86	34.01	27.84	23.33	4.05					
25	1.43	3.45	6.72	9.40	13.06	19.28	25.42	37.52	49.45	61.27	72.98	84.62	83.72	70.16	59.90	51.92	45.57	36.16	29.60	24.80						
26	1.49	3.59	6.99	9.78	13.59	20.06	26.44	39.02	51.43	63.72	75.90	88.01	88.79	74.41	63.53	55.07	48.33	38.35	31.39	26.31						
28	1.60	3.87	7.52	10.54	14.64	21.60	28.47	42.02	55.38	68.62	81.74	94.78	99.23	83.16	71.01	61.54	54.01	42.86	35.09							
30	1.72	4.15	8.06	11.29	15.68	23.15	30.51	45.03	59.34	73.52	87.58	101.55	110.05	92.23	78.75	68.25	59.90	47.54	36.84							
32	1.83	4.42	8.60	12.04	16.73	24.69	32.54	48.02	63.30	78.42	93.42	108.32	121.24	101.60	86.75	75.20	65.99	52.37	6.58							
35	2.01	4.83	9.40	13.17	18.29	27.00	35.59	52.53	69.23	85.77	102.18	118.48	134.68	116.22	99.23	86.01	75.49	51.47								
40	2.29	5.53	10.75	15.05	20.91	30.86	40.67	60.03	79.13	98.02	116.78	135.40	153.92	142.00	121.24	105.08	91.48									
45	2.58	6.22	12.10	16.93	23.52	34.71	45.76	67.53	89.01	110.28	131.37	152.32	173.16	169.43	144.67	125.39	25.79									
Lubrication	Type A (Manual or Drip)				Type B (Oil Bath or Slinger)								Type C (Oil Pump)													

Note: If using multiple strand chain, multiply horsepower rating by the following:
 2 strands: 1.7x
 3 strands: 2.5x
 4 strands: 3.3x
 5 strands or more: please contact Diamond Chain technical support

For optimum results, contact Diamond Chain technical support for drives operating in the shaded area

Standard Series Horsepower Tables

ANSI #120 Roller Chain - Imperial Units (Horsepower)

# of teeth in small sprocket	Revolutions Per Minute – Small Sprocket																							
	10	25	50	60	75	100	150	200	300	400	500	600	700	800	900	1,000	1,200	1,400	1,600	1,800	2,000	2,200	2,400	2,700
11	1.43	3.44	6.69	7.97	9.88	13.02	19.22	25.33	37.38	49.27	61.04	58.37	46.32	37.91	31.77	27.13	20.64	16.38	13.40	11.23	9.59	8.31	7.30	6.11
12	1.56	3.75	7.30	8.70	10.78	14.20	20.96	27.63	40.78	53.75	66.59	66.51	52.78	43.20	36.20	30.91	23.51	18.66	15.27	12.80	10.93	9.47	8.31	6.97
13	1.69	4.07	7.91	9.42	11.67	15.39	22.71	29.93	44.18	58.23	72.14	74.99	59.51	48.71	40.82	34.85	26.51	21.04	17.22	14.43	12.32	10.68	9.37	
14	1.82	4.38	8.52	10.15	12.57	16.57	24.46	32.24	47.58	62.71	77.69	83.81	66.51	54.44	45.62	38.95	29.63	23.51	19.25	16.13	13.77	11.94	10.48	
15	1.95	4.69	9.13	10.87	13.47	17.76	26.20	34.54	50.98	67.19	83.24	92.95	73.76	60.37	50.59	43.20	32.86	26.08	21.34	17.89	15.27	13.24		
16	2.08	5.00	9.74	11.60	14.37	18.94	27.95	36.84	54.37	71.67	88.79	102.39	81.26	66.51	55.74	47.59	36.20	28.73	23.51	19.71	16.83	14.58		
17	2.21	5.32	10.34	12.32	15.27	20.12	29.70	39.14	57.77	76.15	94.34	112.14	88.99	72.84	61.04	52.12	39.65	31.46	25.75	21.58	18.43			
18	2.34	5.63	10.95	13.05	16.16	21.31	31.45	41.45	61.17	80.63	99.89	119.00	96.96	79.36	66.51	56.78	43.20	34.28	28.06	23.51	20.08			
19	2.47	5.94	11.56	13.77	17.06	22.49	33.19	43.75	64.57	85.11	105.44	125.61	105.15	86.06	72.13	61.58	46.85	37.18	30.43	25.50	0.80			
20	2.60	6.26	12.17	14.50	17.96	23.67	34.94	46.05	67.97	89.59	110.99	132.22	113.56	92.95	77.89	66.51	50.59	40.15	32.86	27.54				
21	2.73	6.57	12.78	15.22	18.86	24.86	36.69	48.36	71.37	94.07	116.54	138.83	122.18	100.00	83.81	71.56	54.44	43.20	35.36	27.46				
22	2.86	6.88	13.39	15.95	19.76	26.04	38.43	50.66	74.76	98.55	122.09	145.44	131.01	107.23	89.87	76.73	58.37	46.32	37.91					
23	2.99	7.19	14.00	16.67	20.65	27.22	40.18	52.96	78.16	103.02	127.64	152.05	140.04	114.62	96.06	82.02	62.39	49.51	40.53					
24	3.11	7.51	14.60	17.40	21.55	28.41	41.93	55.26	81.56	107.50	133.19	158.66	149.28	122.18	102.39	87.43	66.51	52.78	43.20					
25	3.24	7.82	15.21	18.12	22.45	29.59	43.67	57.57	84.96	111.98	138.74	165.27	158.70	129.90	108.86	92.95	70.71	56.11	43.20					
26	3.37	8.13	15.82	18.85	23.35	30.78	45.42	59.87	88.36	116.46	144.29	171.88	168.32	137.77	115.46	98.58	74.99	59.51						
28	3.63	8.76	17.04	20.30	25.15	33.14	48.92	64.47	95.15	125.42	155.38	185.11	188.11	153.97	129.03	110.17	83.81	66.51						
30	3.89	9.38	18.25	21.75	26.94	35.51	52.41	69.08	101.95	134.38	166.48	198.33	208.62	170.75	143.10	122.18	92.95	73.76						
32	4.15	10.01	19.47	23.20	28.74	37.88	55.90	73.68	108.75	143.34	177.58	211.55	229.83	188.11	157.65	134.60	102.39							
35	4.54	10.95	21.30	25.37	31.43	41.43	61.14	80.59	118.94	156.78	194.23	231.38	262.89	215.17	180.33	153.97	117.13							
40	5.19	12.51	24.34	28.99	35.92	47.35	69.88	92.11	135.94	179.17	221.98	264.44	306.61	262.89	220.32	176.66								
45	5.84	14.08	27.38	32.62	40.41	53.27	78.61	103.62	152.93	201.57	249.72	297.49	344.94	313.69	213.33	49.79								

Note: If using multiple strand chain, multiply horsepower rating by the following:
 2 strands: 1.7x
 3 strands: 2.5x
 4 strands: 3.3x
 5 strands or more: please contact Diamond Chain technical support

For optimum results, contact Diamond Chain technical support for drives operating in the shaded area

#120 Roller Chain - Metric Units (Kilowatts)

# of teeth in small sprocket	Revolutions Per Minute – Small Sprocket																							
	10	25	50	60	75	100	150	200	300	400	500	600	700	800	900	1,000	1,200	1,400	1,600	1,800	2,000	2,200	2,400	2,700
11	1.07	2.57	4.99	5.94	7.37	9.71	14.33	18.89	27.87	36.74	45.52	43.53	34.54	28.27	23.69	20.23	15.39	12.21	9.99	8.37	7.15	6.20	5.44	4.56
12	1.16	2.80	5.44	6.49	8.04	10.59	15.63	20.60	30.41	40.08	49.66	49.60	39.36	32.21	26.99	23.05	17.53	13.91	11.39	9.54	8.15	7.06	6.20	5.20
13	1.26	3.03	5.90	7.02	8.70	11.48	16.93	22.32	32.95	43.42	53.79	55.92	44.38	36.32	30.44	25.99	19.77	15.69	12.84	10.76	9.19	7.96	6.99	
14	1.36	3.27	6.35	7.57	9.37	12.36	18.24	24.04	35.48	46.76	57.93	62.50	49.60	40.60	34.02	29.05	22.10	17.53	14.35	12.03	10.27	8.90	7.81	
15	1.45	3.50	6.81	8.11	10.04	13.24	19.54	25.76	38.02	50.10	62.07	69.31	55.00	45.02	37.72	32.21	24.50	19.45	15.91	13.34	11.39	9.87		
16	1.55	3.73	7.26	8.65	10.72	14.12	20.84	27.47	40.54	53.44	66.21	76.35	60.60	49.60	41.57	35.49	26.99	21.42	17.53	14.70	12.55	10.87		
17	1.65	3.97	7.71	9.19	11.39	15.00	22.15	29.19	43.08	56.79	70.35	83.62	66.36	54.32	45.52	38.87	29.57	23.46	19.20	16.09	13.74			
18	1.74	4.20	8.17	9.73	12.05	15.89	23.45	30.91	45.61	60.13	74.49	88.74	72.30	59.18	49.60	42.34	32.21	25.56	20.92	17.53	14.97			
19	1.84	4.43	8.62	10.27	12.72	16.77	24.75	32.62	48.15	63.47	78.63	93.67	78.41	64.17	53.79	45.92	34.94	27.73	22.69	19.02	0.60			
20	1.94	4.67	9.08	10.81	13.39	17.65	26.05	34.34	50.69	66.81	82.77	98.60	84.68	69.31	58.08	49.60	37.72	29.94	24.50	20.54				
21	2.04	4.90	9.53	11.35	14.06	18.54	27.36	36.06	53.22	70.15	86.90	103.53	91.11	74.57	62.50	53.36	40.60	32.21	26.37	20.48				
22	2.13	5.13	9.98	11.89	14.74	19.42	28.66	37.78	55.75	73.49	91.04	108.45	97.69	79.96	67.02	57.22	43.53	34.54	28.27					
23	2.23	5.36	10.44	12.43	15.40	20.30	29.96	39.49	58.28	76.82	95.18	113.38	104.43	85.47	71.63	61.16	46.52	36.92	30.22					
24	2.32	5.60	10.89	12.98	16.07	21.19	31.27	41.21	60.82	80.16	99.32	118.31	111.32	91.11	76.35	65.20	49.60	39.36	32.21					
25	2.42	5.83	11.34	13.51	16.74	22.07	32.56	42.93	63.35	83.50	103.46	123.24	118.34	96.87	81.18	69.31	52.73	41.84	33.70					
26	2.51	6.06	11.80	14.06	17.41	22.95	33.87	44.65	65.89	86.84	107.60	128.17	125.52	102.74	86.10	73.51	55.92	44.38						
28	2.71	6.53	12.71	15.14	18.75	24.71	36.48	48.08	70.95	93.53	115.87	138.04	140.27	114.82	96.22	82.15	62.50	49.60						
30	2.90	6.99	13.61	16.22	20.09	26.48	39.08	51.51	76.02	100.21	124.14	147.89	155.57	127.33	106.71	91.11	69.31	52.73						
32	3.09	7.46	14.52	17.30	21.43	28.25	41.68	54.94	81.09	106.89	132.42	157.75	171.38	140.27	117.56	100.37	76.35							
35	3.39	8.17	15.88	18.92	23.44	30.89	45.59	60.10	88.69	116.91	144.84	172.54	196.04	160.45	134.47	114.82	87.34							
40	3.87	9.33	18.15	21.62	26.79	35.31	52.11	68.69	101.37	133.61	165.53	197.19	228.64	196.04	164.29	131.74								
45	4.35	10.50	20.42	24.32	30.13	39.72	58.62	77.27	114.04	150.31	186.22	221.84	257.22	233.92	159.08	37.13								

Note: If using multiple strand chain, multiply horsepower rating by the following:
 2 strands: 1.7x
 3 strands: 2.5x
 4 strands: 3.3x
 5 strands or more: please contact Diamond Chain technical support

For optimum results, contact Diamond Chain technical support for drives operating in the shaded area

Diamond Chain
Diamond Difference
Selection Guide
Carbon Steel
Corrosion & Moisture Resistant
Reduced Maintenance
Attachments
Application Specific
Horsepower Tables
Chain Components
Tools, Troubleshooting
Ordering Information
Terms and Conditions

Standard Series Horsepower Tables

#140 Roller Chain - Imperial Units (Horsepower)

# of teeth in small sprocket	Revolutions Per Minute – Small Sprocket																									
	5	10	25	50	53	75	100	150	200	300	400	500	600	700	800	900	1,000	1,200	1,400	1,600	1,800	2,000	2,200	2,400		
11	1.14	2.21	5.32	10.36	10.95	15.28	20.15	29.73	39.19	57.84	76.24	86.80	66.03	52.40	42.89	35.94	30.69	23.35	18.53	15.16	12.71	10.85	9.40	8.25		
12	1.24	2.41	5.81	11.30	11.95	16.67	21.98	32.44	42.75	63.10	83.17	98.90	75.24	59.70	48.87	40.95	34.97	26.60	21.11	17.28	14.48	12.36	10.72	0.72		
13	1.34	2.61	6.29	12.24	12.94	18.06	23.81	35.14	46.32	68.36	90.10	111.52	84.83	67.32	55.10	46.18	39.43	29.99	23.80	19.48	16.33	13.94	12.08			
14	1.45	2.81	6.78	13.18	13.94	19.45	25.64	37.84	49.88	73.61	97.03	120.21	94.81	75.24	61.58	51.61	44.06	33.52	26.60	21.77	18.25	15.58				
15	1.55	3.01	7.26	14.12	14.93	20.84	27.47	40.54	53.44	78.87	103.96	128.79	105.15	83.44	68.29	57.23	48.87	37.17	29.50	24.15	20.24	17.28				
16	1.65	3.21	7.74	15.06	15.93	22.23	29.30	43.25	57.00	84.13	110.89	137.38	115.83	91.92	75.24	63.05	53.83	40.95	32.50	26.60	22.29					
17	1.75	3.41	8.23	16.00	16.93	23.62	31.13	45.95	60.57	89.39	117.82	145.97	126.86	100.67	82.40	69.05	58.96	44.85	35.59	29.13	24.41					
18	1.86	3.61	8.71	16.95	17.92	25.01	32.97	48.65	64.13	94.65	124.75	154.55	138.22	109.68	89.77	75.24	64.24	48.87	38.78	31.74						
19	1.96	3.82	9.20	17.89	18.92	26.40	34.80	51.36	67.69	99.90	131.68	163.14	149.89	118.95	97.36	81.59	69.66	53.00	42.06	34.42						
20	2.06	4.02	9.68	18.83	19.91	27.79	36.63	54.06	71.25	105.16	138.61	171.73	161.88	128.46	105.15	88.12	75.24	57.23	45.42	35.82						
21	2.17	4.22	10.16	19.77	20.91	29.18	38.46	56.76	74.82	110.42	145.54	180.31	174.17	138.22	113.13	94.81	80.95	61.58	48.87							
22	2.27	4.42	10.65	20.71	21.90	30.57	40.29	59.47	78.38	115.68	152.47	188.90	186.76	148.21	121.30	101.66	86.80	66.03	52.40							
23	2.37	4.62	11.13	21.65	22.90	31.96	42.12	62.17	81.94	120.94	159.40	197.48	199.64	158.43	129.67	108.67	92.78	70.58	56.01							
24	2.48	4.82	11.62	22.60	23.90	33.35	43.95	64.87	85.51	126.20	166.33	206.07	212.80	168.87	138.22	115.83	98.90	75.24	37.90							
25	2.58	5.02	12.10	23.54	24.89	34.74	45.79	67.57	89.07	131.45	173.27	214.66	226.24	179.53	146.94	123.15	105.15	79.99								
26	2.68	5.22	12.58	24.48	25.89	36.13	47.62	70.28	92.63	136.71	180.20	223.24	239.95	190.41	155.85	130.61	111.52	84.83								
28	2.89	5.62	13.55	26.36	27.88	38.91	51.28	75.68	99.76	147.23	194.06	240.42	268.16	212.80	174.17	145.97	124.63	94.81								
30	3.10	6.02	14.52	28.24	29.87	41.68	54.94	81.09	106.88	157.74	207.92	257.59	297.40	236.00	193.16	161.88	138.22	18.64								
32	3.30	6.43	15.49	30.13	31.86	44.46	58.61	86.50	114.01	168.26	221.78	274.76	327.63	259.99	212.80	178.34	152.27									
35	3.61	7.03	16.94	32.95	34.85	48.63	64.10	94.60	124.70	184.03	242.57	300.52	358.00	297.40	243.41	203.99	135.27									
40	4.13	8.03	19.36	37.66	39.83	55.58	73.26	108.12	142.51	210.33	277.22	343.45	409.15	363.35	297.40	153.78										
45	4.65	9.04	21.78	42.37	44.80	62.53	82.42	121.63	160.32	236.62	311.88	386.38	460.29	433.56	221.34											
Lubrication	Type A (Manual or Drip)				Type B (Oil Bath or Slinger)								Type C (Oil Pump)													

Note: If using multiple strand chain, multiply horsepower rating by the following:
 2 strands: 1.7x
 3 strands: 2.5x
 4 strands: 3.3x
 5 strands or more: please contact Diamond Chain technical support

For optimum results, contact Diamond Chain technical support for drives operating in the shaded area

#140 Roller Chain - Metric Units (Kilowatts)

# of teeth in small sprocket	Revolutions Per Minute – Small Sprocket																									
	5	10	25	50	53	75	100	150	200	300	400	500	600	700	800	900	1,000	1,200	1,400	1,600	1,800	2,000	2,200	2,400		
11	0.85	1.65	3.97	7.73	8.17	11.39	15.03	22.17	29.22	43.13	56.85	64.73	49.24	39.07	31.98	26.80	22.89	17.41	13.82	11.30	9.48	8.09	7.01	6.15		
12	0.92	1.80	4.33	8.43	8.91	12.43	16.39	24.19	31.88	47.05	62.02	73.75	56.11	44.52	36.44	30.54	26.08	19.84	15.74	12.89	10.80	9.22	7.99	0.54		
13	1.00	1.95	4.69	9.13	9.65	13.47	17.76	26.20	34.54	50.98	67.19	83.16	63.26	50.20	41.09	34.44	29.40	22.36	17.75	14.53	12.18	10.40	9.01			
14	1.08	2.10	5.06	9.83	10.40	14.50	19.12	28.22	37.20	54.89	72.36	89.64	70.70	56.11	45.92	38.49	32.86	25.00	19.84	16.23	13.61	11.62				
15	1.16	2.24	5.41	10.53	11.13	15.54	20.48	30.23	39.85	58.81	77.52	96.04	78.41	62.22	50.92	42.68	36.44	27.72	22.00	18.01	15.09	12.89				
16	1.23	2.39	5.77	11.23	11.88	16.58	21.85	32.25	42.50	62.74	82.69	102.44	86.37	68.54	56.11	47.02	40.14	30.54	24.24	19.84	16.62					
17	1.30	2.54	6.14	11.93	12.62	17.61	23.21	34.26	45.17	66.66	87.86	108.85	94.60	75.07	61.45	51.49	43.97	33.44	26.54	21.72	18.20					
18	1.39	2.69	6.50	12.64	13.36	18.65	24.59	36.28	47.82	70.58	93.03	115.25	103.07	81.79	66.94	56.11	47.90	36.44	28.92	23.67						
19	1.46	2.85	6.86	13.34	14.11	19.69	25.95	38.30	50.48	74.50	98.19	121.65	111.77	88.70	72.60	60.84	51.95	39.52	31.36	25.67						
20	1.54	3.00	7.22	14.04	14.85	20.72	27.31	40.31	53.13	78.42	103.36	128.06	120.71	95.79	78.41	65.71	56.11	42.68	33.87	26.71						
21	1.62	3.15	7.58	14.74	15.59	21.76	28.68	42.33	55.79	82.34	108.53	134.46	129.88	103.07	84.36	70.70	60.36	45.92	36.44							
22	1.69	3.30	7.94	15.44	16.33	22.80	30.04	44.35	58.45	86.26	113.70	140.86	139.27	110.52	90.45	75.81	64.73	49.24	39.07							
23	1.77	3.45	8.30	16.14	17.08	23.83	31.41	46.36	61.10	90.18	118.86	147.26	148.87	118.14	96.69	81.04	69.19	52.63	41.77							
24	1.85	3.59	8.67	16.85	17.82	24.87	32.77	48.37	63.76	94.11	124.03	153.67	158.68	125.93	103.07	86.37	73.75	56.11	28.26							
25	1.92	3.74	9.02	17.55	18.56	25.91	34.15	50.39	66.42	98.02	129.21	160.07	168.71	133.88	109.57	91.83	78.41	59.65								
26	2.00	3.89	9.38	18.25	19.31	26.94	35.51	52.41	69.07	101.94	134.38	166.47	178.93	141.99	116.22	97.40	83.16	63.26								
28	2.16	4.19	10.10	19.66	20.79	29.02	38.24	56.43	74.39	109.79	144.71	179.28	199.97	158.68	129.88	108.85	92.94	70.70								
30	2.31	4.49	10.83	21.06	22.27	31.08	40.97	60.47	79.70	117.63	155.05	192.08	221.77	175.99	144.04	120.71	103.07	13.90								
32	2.46	4.79	11.55	22.47	23.76	33.15	43.71	64.50	85.02	125.47	165.38	204.89	244.31	193.87	158.68	132.99	113.55									
35	2.69	5.24	12.63	24.57	25.99	36.26	47.80	70.54	92.99	137.23	180.88	224.10	266.96	221.77	181.51	152.12	100.87									
40	3.08	5.99	14.44	28.08	29.70	41.45	54.63	80.63	106.27	156.84	206.72	256.11	305.10	270.95	221.77	114.67										
45	3.47	6.74	16.24	31.60	33.41	46.63	61.46	90.70	119.55	176.45	232.57	288.12	343.24	323.31	165.05											
Lubrication	Type A (Manual or Drip)				Type B (Oil Bath or Slinger)								Type C (Oil Pump)													

Note: If using multiple strand chain, multiply horsepower rating by the following:
 2 strands: 1.7x
 3 strands: 2.5x
 4 strands: 3.3x
 5 strands or more: please contact Diamond Chain technical support

For optimum results, contact Diamond Chain technical support for drives operating in the shaded area

Standard Series Horsepower Tables

#160 Roller Chain - Imperial Units (Horsepower)

# of teeth in small sprocket	Revolutions Per Minute – Small Sprocket																							
	5	10	25	47	50	75	100	150	200	300	400	500	600	700	800	900	1,000	1,100	1,200	1,400	1,600	1,800	2,000	2,200
11	1.65	3.20	7.72	14.16	15.02	22.17	29.23	43.14	56.86	83.91	110.60	96.58	73.47	58.31	47.72	39.99	34.15	29.60	25.98	20.61	16.87	14.14	12.07	10.46
12	1.80	3.50	8.43	15.45	16.39	24.19	31.88	47.06	62.03	91.54	120.66	110.05	83.72	66.44	54.38	45.57	38.91	33.73	29.60	23.49	19.22	16.11	13.76	
13	1.95	3.79	9.13	16.73	17.76	26.21	34.54	50.98	67.19	99.17	130.71	124.09	94.40	74.91	61.31	51.38	43.87	38.03	33.37	26.48	21.68	18.17		
14	2.10	4.08	9.83	18.02	19.12	28.22	37.20	54.90	72.36	106.80	140.77	138.68	105.50	83.72	68.52	57.43	49.03	42.50	37.30	29.60	24.23	20.30		
15	2.25	4.37	10.53	19.31	20.49	30.24	39.86	58.82	77.53	114.43	150.82	153.80	117.00	92.85	75.99	63.69	54.38	47.13	41.37	32.83	26.87			
16	2.40	4.66	11.23	20.59	21.85	32.25	42.51	62.74	82.70	122.05	160.88	169.43	128.89	102.28	83.72	70.16	59.90	51.92	45.57	36.16	29.60			
17	2.55	4.95	11.94	21.88	23.22	34.27	45.17	66.66	87.87	129.68	170.93	185.56	141.16	112.02	91.69	76.84	65.61	56.87	49.91	39.61	24.21			
18	2.70	5.24	12.64	23.17	24.59	36.29	47.83	70.59	93.04	137.31	180.99	202.17	153.80	122.05	99.90	83.72	71.48	61.96	54.38	43.15				
19	2.85	5.54	13.34	24.45	25.95	38.30	50.48	74.51	98.21	144.94	191.04	219.25	166.79	132.36	108.33	90.79	77.52	67.19	58.97	46.80				
20	3.00	5.83	14.04	25.74	27.32	40.32	53.14	78.43	103.38	152.57	201.10	236.79	180.13	142.95	117.00	98.05	83.72	72.57	63.69	46.79				
21	3.15	6.12	14.74	27.03	28.68	42.33	55.80	82.35	108.54	160.20	211.15	254.77	193.81	153.80	125.88	105.50	90.07	78.08	68.52					
22	3.29	6.41	15.45	28.32	30.05	44.35	58.45	86.27	113.71	167.83	221.21	273.18	207.82	164.91	134.98	113.12	96.58	83.72	73.47					
23	3.44	6.70	16.15	29.60	31.42	46.36	61.11	90.19	118.88	175.45	231.26	286.51	222.15	176.29	144.29	120.92	103.24	89.49	78.54					
24	3.59	6.99	16.85	30.89	32.78	48.38	63.77	94.11	124.05	183.08	241.32	298.97	236.79	187.91	153.80	128.89	110.05	95.39	83.72					
25	3.74	7.28	17.55	32.18	34.15	50.40	66.43	98.04	129.22	190.71	251.37	311.42	251.74	199.77	163.51	137.03	117.00	101.41	32.66					
26	3.89	7.57	18.26	33.46	35.51	52.41	69.08	101.96	134.39	198.34	261.43	323.88	267.00	211.88	173.42	145.33	124.09	107.56						
28	4.19	8.16	19.66	36.04	38.24	56.44	74.40	109.80	144.73	213.60	281.54	348.79	298.39	236.79	193.81	162.42	138.68	36.88						
30	4.49	8.74	21.06	38.61	40.98	60.48	79.71	117.64	155.06	228.85	301.65	373.71	330.92	262.61	214.94	180.13	126.46							
32	4.79	9.32	22.47	41.19	43.71	64.51	85.03	125.49	165.40	244.11	321.76	398.62	364.56	289.30	236.79	198.44	22.58							
35	5.24	10.20	24.57	45.05	47.81	70.55	93.00	137.25	180.91	266.99	351.92	435.99	417.01	330.92	270.86	112.60								
40	5.99	11.65	28.09	51.48	54.63	80.63	106.28	156.86	206.75	305.14	402.19	498.28	509.49	404.31	160.63									
45	6.74	13.11	31.60	57.92	61.46	90.71	119.57	176.47	232.59	343.28	452.47	560.56	607.95	289.10										

Note: If using multiple strand chain, multiply horsepower rating by the following:
 2 strands: 1.7x
 3 strands: 2.5x
 4 strands: 3.3x
 5 strands or more: please contact Diamond Chain technical support

For optimum results, contact Diamond Chain technical support for drives operating in the shaded area

#160 Roller Chain - Metric Units (Kilowatts)

# of teeth in small sprocket	Revolutions Per Minute – Small Sprocket																							
	5	10	25	47	50	75	100	150	200	300	400	500	600	700	800	900	1,000	1,100	1,200	1,400	1,600	1,800	2,000	2,200
11	1.23	2.39	5.76	10.56	11.20	16.53	21.80	32.17	42.40	62.57	82.47	72.02	54.79	43.48	35.58	29.82	25.47	22.07	19.37	15.37	12.58	10.54	9.00	7.80
12	1.34	2.61	6.29	11.52	12.22	18.04	23.77	35.09	46.26	68.26	89.98	82.06	62.43	49.54	40.55	33.98	29.02	25.15	22.07	17.52	14.33	12.01	10.26	
13	1.45	2.83	6.81	12.48	13.24	19.54	25.76	38.02	50.10	73.95	97.47	92.53	70.39	55.86	45.72	38.31	32.71	28.36	24.88	19.75	16.17	13.55		
14	1.57	3.04	7.33	13.44	14.26	21.04	27.74	40.94	53.96	79.64	104.97	103.41	78.67	62.43	51.10	42.83	36.56	31.69	27.81	22.07	18.07	15.14		
15	1.68	3.26	7.85	14.40	15.28	22.55	29.72	43.86	57.81	85.33	112.47	114.69	87.25	69.24	56.67	47.49	40.55	35.14	30.85	24.48	20.04			
16	1.79	3.47	8.37	15.35	16.29	24.05	31.70	46.79	61.67	91.01	119.97	126.34	96.11	76.27	62.43	52.32	44.67	38.72	33.98	26.96	22.07			
17	1.90	3.69	8.90	16.32	17.32	25.56	33.68	49.71	65.52	96.70	127.46	138.37	105.26	83.53	68.37	57.30	48.93	42.41	37.22	29.54	18.05			
18	2.01	3.91	9.43	17.28	18.34	27.06	35.67	52.64	69.38	102.39	134.96	150.76	114.69	91.01	74.50	62.43	53.30	46.20	40.55	32.18				
19	2.13	4.13	9.95	18.23	19.35	28.56	37.64	55.56	73.24	108.08	142.46	163.49	124.38	98.70	80.78	67.70	57.81	50.10	43.97	34.90				
20	2.24	4.35	10.47	19.19	20.37	30.07	39.63	58.49	77.09	113.77	149.96	176.57	134.32	106.60	87.25	73.12	62.43	54.12	47.49	34.89				
21	2.35	4.56	10.99	20.16	21.39	31.57	41.61	61.41	80.94	119.46	157.45	189.98	144.52	114.69	93.87	78.67	67.17	58.22	51.10					
22	2.45	4.78	11.52	21.12	22.41	33.07	43.59	64.33	84.79	125.15	164.96	203.71	154.97	122.97	100.65	84.35	72.02	62.43	54.79					
23	2.57	5.00	12.04	22.07	23.43	34.57	45.57	67.25	88.65	130.83	172.45	213.65	165.66	131.46	107.60	90.17	76.99	66.73	58.57					
24	2.68	5.21	12.57	23.03	24.44	36.08	47.55	70.18	92.50	136.52	179.95	222.94	176.57	140.12	114.69	96.11	82.06	71.13	62.43					
25	2.79	5.43	13.09	24.00	25.47	37.58	49.54	73.11	96.36	142.21	187.45	232.23	187.72	148.97	121.93	102.18	87.25	75.62	24.35					
26	2.90	5.64	13.62	24.95	26.48	39.08	51.51	76.03	100.21	147.90	194.95	241.52	199.10	158.00	129.32	108.37	92.53	80.21						
28	3.12	6.08	14.66	26.88	28.52	42.09	55.48	81.88	107.93	159.28	209.94	260.09	222.51	176.57	144.52	121.12	103.41	27.50						
30	3.35	6.52	15.70	28.79	30.56	45.10	59.44	87.72	115.63	170.65	224.94	278.68	246.77	195.83	160.28	134.32	94.30							
32	3.57	6.95	16.76	30.72	32.59	48.11	63.41	93.58	123.34	182.03	239.94	297.25	271.85	215.73	176.57	147.98	16.84							
35	3.91	7.61	18.32	33.59	35.65	52.61	69.35	102.35	134.90	199.09	262.43	325.12	310.96	246.77	201.98	83.97								
40	4.47	8.69	20.95	38.39	40.74	60.13	79.25	116.97	154.17	227.54	299.91	371.57	379.93	301.49	119.78									
45	5.03	9.78	23.56	43.19	45.83	67.64	89.16	131.59	173.44	255.98	337.41	418.01	453.35	215.58										

Note: If using multiple strand chain, multiply horsepower rating by the following:
 2 strands: 1.7x
 3 strands: 2.5x
 4 strands: 3.3x
 5 strands or more: please contact Diamond Chain technical support

For optimum results, contact Diamond Chain technical support for drives operating in the shaded area

Diamond Chain
Diamond Difference
Selection Guide
Carbon Steel
Corrosion & Moisture Resistant
Reduced Maintenance
Attachments
Application Specific
Horsepower Tables
Chain Components
Tools, Troubleshooting
Ordering Information
Terms and Conditions

Standard Series Horsepower Tables

#180 Roller Chain - Imperial Units (Horsepower)

# of teeth in small sprocket	Revolutions Per Minute – Small Sprocket																						
	2	5	10	25	43	50	75	100	150	200	300	400	500	600	700	800	900	1,000	1,100	1,200	1,400	1,600	1,800
11	0.94	2.27	4.43	10.66	17.95	20.75	30.62	40.36	59.56	78.51	115.87	148.32	106.13	80.73	64.07	52.44	43.95	37.52	32.52	28.54	22.65	18.54	15.54
12	1.03	2.48	4.83	11.63	19.58	22.63	33.40	44.03	64.98	85.64	126.40	166.61	120.92	91.99	73.00	59.75	50.07	42.75	37.06	32.52	25.81	21.12	17.70
13	1.12	2.69	5.23	12.60	21.21	24.52	36.19	47.70	70.39	92.78	136.93	180.49	136.35	103.72	82.31	67.37	56.46	48.21	41.79	36.67	29.10	23.82	
14	1.20	2.90	5.63	13.57	22.84	26.40	38.97	51.36	75.81	99.92	147.47	194.37	152.38	115.92	91.99	75.29	63.10	53.87	46.70	40.98	32.52	26.62	
15	1.29	3.10	6.03	14.54	24.48	28.29	41.75	55.03	81.22	107.06	158.00	208.26	169.00	128.56	102.02	83.50	69.98	59.75	51.79	45.45	36.07		
16	1.37	3.31	6.44	15.51	26.11	30.18	44.54	58.70	86.64	114.19	168.53	222.14	186.17	141.63	112.39	91.99	77.09	65.82	57.05	50.07	39.74		
17	1.46	3.52	6.84	16.48	27.74	32.06	47.32	62.37	92.05	121.33	179.07	236.02	203.90	155.11	123.09	100.75	84.43	72.09	62.49	54.84	43.52		
18	1.54	3.72	7.24	17.45	29.37	33.95	50.10	66.04	97.47	128.47	189.60	249.91	222.15	169.00	134.11	109.77	91.99	78.54	68.08	59.75			
19	1.63	3.93	7.64	18.42	31.00	35.83	52.89	69.71	102.88	135.60	200.13	263.79	240.92	183.27	145.44	119.04	99.76	85.18	73.83	64.80			
20	1.72	4.14	8.05	19.39	32.64	37.72	55.67	73.38	108.30	142.74	210.67	277.68	260.19	197.93	157.07	128.56	107.74	91.99	79.74	69.98			
21	1.80	4.34	8.45	20.36	34.27	39.61	58.45	77.05	113.71	149.88	221.20	291.56	279.94	212.96	169.00	138.32	115.92	98.97	85.79	75.29			
22	1.89	4.55	8.85	21.33	35.90	41.49	61.24	80.71	119.12	157.02	231.73	305.44	300.17	228.35	181.21	148.32	124.30	106.13	91.99				
23	1.97	4.76	9.25	22.30	37.53	43.38	64.02	84.38	124.54	164.15	242.27	319.33	320.87	244.10	193.70	158.54	132.87	113.45	98.33				
24	2.06	4.96	9.65	23.27	39.16	45.26	66.80	88.05	129.95	171.29	252.80	333.21	342.02	260.19	206.47	169.00	141.63	120.92	40.34				
25	2.15	5.17	10.06	24.24	40.79	47.15	69.59	91.72	135.37	178.43	263.33	347.10	363.62	276.62	219.51	179.67	150.57	128.56					
26	2.23	5.38	10.46	25.21	42.43	49.04	72.37	95.39	140.78	185.56	273.87	360.98	385.66	293.38	232.81	190.55	159.69	122.43					
28	2.40	5.79	11.26	27.15	45.69	52.81	77.94	102.73	151.61	199.84	294.93	388.75	431.00	327.87	260.19	212.96	178.47						
30	2.57	6.20	12.07	29.09	48.95	56.58	83.50	110.07	162.44	214.11	316.00	416.51	477.99	363.62	288.56	236.18	128.92						
32	2.75	6.62	12.87	31.02	52.22	60.35	89.07	117.40	173.27	228.39	337.07	444.28	526.58	400.58	317.89	260.19							
35	3.00	7.24	14.08	33.93	57.11	66.01	97.42	128.41	189.52	249.80	368.67	485.93	602.34	458.22	363.62	142.51							
40	3.43	8.27	16.09	38.78	65.27	75.44	111.34	146.75	216.59	285.48	421.34	555.35	688.02	559.83	254.20								
45	3.86	9.31	18.10	43.63	73.43	84.87	125.26	165.10	243.66	321.17	474.00	624.77	774.03	480.00									
Lubrication	Type A (Manual or Drip)				Type B (Oil Bath or Slinger)								Type C (Oil Pump)										

Note: If using multiple strand chain, multiply horsepower rating by the following:
 2 strands: 1.7x
 3 strands: 2.5x
 4 strands: 3.3x
 5 strands or more: please contact Diamond Chain technical support

For optimum results, contact Diamond Chain technical support for drives operating in the shaded area

#180 Roller Chain - Metric Units (Kilowatts)

# of teeth in small sprocket	Revolutions Per Minute – Small Sprocket																						
	2	5	10	25	43	50	75	100	150	200	300	400	500	600	700	800	900	1,000	1,100	1,200	1,400	1,600	1,800
11	0.70	1.69	3.30	7.95	13.39	15.47	22.83	30.10	44.41	58.54	86.40	110.60	79.14	60.20	47.78	39.10	32.77	27.98	24.25	21.28	16.89	13.83	11.59
12	0.77	1.85	3.60	8.67	14.60	16.88	24.91	32.83	48.46	63.86	94.26	124.24	90.17	68.60	54.44	44.56	37.34	31.88	27.64	24.25	19.25	15.75	13.20
13	0.84	2.01	3.90	9.40	15.82	18.28	26.99	35.57	52.49	69.19	102.11	134.59	101.68	77.34	61.38	50.24	42.10	35.95	31.16	27.34	21.70	17.76	
14	0.89	2.16	4.20	10.12	17.03	19.69	29.06	38.30	56.53	74.51	109.97	144.94	113.63	86.44	68.60	56.14	47.05	40.17	34.82	30.56	24.25	19.85	
15	0.96	2.31	4.50	10.84	18.25	21.10	31.13	41.04	60.57	79.83	117.82	155.30	126.02	95.87	76.08	62.27	52.18	44.56	38.62	33.89	26.90		
16	1.02	2.47	4.80	11.57	19.47	22.51	33.21	43.77	64.61	85.15	125.67	165.65	138.83	105.61	83.81	68.60	57.49	49.08	42.54	37.34	29.63		
17	1.09	2.62	5.10	12.29	20.69	23.91	35.29	46.51	68.64	90.48	133.53	176.00	152.05	115.67	91.79	75.13	62.96	53.76	46.60	40.89	32.45		
18	1.15	2.77	5.40	13.01	21.90	25.32	37.36	49.25	72.68	95.80	141.38	186.36	165.66	126.02	100.01	81.86	68.60	58.57	50.77	44.56			
19	1.22	2.93	5.70	13.74	23.12	26.72	39.44	51.98	76.72	101.12	149.24	196.71	179.65	136.66	108.45	88.77	74.39	63.52	55.06	48.32			
20	1.28	3.09	6.00	14.46	24.34	28.13	41.51	54.72	80.76	106.44	157.10	207.07	194.02	147.60	117.13	95.87	80.34	68.60	59.46	52.18			
21	1.34	3.24	6.30	15.18	25.56	29.54	43.59	57.46	84.79	111.77	164.95	217.42	208.75	158.80	126.02	103.15	86.44	73.80	63.97	56.14			
22	1.41	3.39	6.60	15.91	26.77	30.94	45.67	60.19	88.83	117.09	172.80	227.77	223.84	170.28	135.13	110.60	92.69	79.14	68.60				
23	1.47	3.55	6.90	16.63	27.99	32.35	47.74	62.92	92.87	122.41	180.66	238.12	239.27	182.03	144.44	118.22	99.08	84.60	73.32				
24	1.54	3.70	7.20	17.35	29.20	33.75	49.81	65.66	96.90	127.73	188.51	248.47	255.04	194.02	153.96	126.02	105.61	90.17	30.08				
25	1.60	3.86	7.50	18.08	30.42	35.16	51.89	68.40	100.95	133.06	196.37	258.83	271.15	206.28	163.69	133.98	112.28	95.87					
26	1.66	4.01	7.80	18.80	31.64	36.57	53.97	71.13	104.98	138.37	204.22	269.18	287.59	218.77	173.61	142.09	119.08	91.30					
28	1.79	4.32	8.40	20.25	34.07	39.38	58.12	76.61	113.06	149.02	219.93	289.89	321.40	244.49	194.02	158.80	133.09						
30	1.92	4.62	9.00	21.69	36.50	42.19	62.27	82.08	121.13	159.66	235.64	310.59	356.44	271.15	215.18	176.12	96.14						
32	2.05	4.94	9.60	23.13	38.94	45.00	66.42	87.55	129.21	170.31	251.35	331.30	392.67	298.71	237.05	194.02							
35	2.24	5.40	10.50	25.30	42.59	49.22	72.65	95.76	141.33	186.28	274.92	362.36	449.16	341.69	271.15	106.27							
40	2.56	6.17	12.00	28.92	48.67	56.26	83.03	109.43	161.51	212.88	314.19	414.12	513.06	417.47	189.56								
45	2.88	6.94	13.50	32.53	54.76	63.29	93.41	123.12	181.70	239.50	353.46	465.89	577.19	357.94									
Lubrication	Type A (Manual or Drip)				Type B (Oil Bath or Slinger)								Type C (Oil Pump)										

Note: If using multiple strand chain, multiply horsepower rating by the following:
 2 strands: 1.7x
 3 strands: 2.5x
 4 strands: 3.3x
 5 strands or more: please contact Diamond Chain technical support

For optimum results, contact Diamond Chain technical support for drives operating in the shaded area

Standard Series Horsepower Tables

#200 Roller Chain - Imperial Units (Horsepower)

# of teeth in small sprocket	Revolutions Per Minute – Small Sprocket																						
	2	5	10	25	40	50	75	100	150	200	250	300	400	500	600	700	800	900	1,000	1,100	1,200	1,400	1,600
11	1.25	3.02	5.88	14.16	22.23	27.54	40.65	53.58	79.08	104.24	129.14	153.84	161.36	115.46	87.83	69.70	57.05	47.81	40.82	35.38	31.05	24.64	20.17
12	1.37	3.29	6.41	15.45	24.25	30.05	44.35	58.45	86.27	113.71	140.88	167.82	183.86	131.56	100.08	79.42	65.00	54.48	46.51	40.32	35.38	28.08	22.98
13	1.48	3.57	6.94	16.73	26.28	32.55	48.04	63.33	93.46	123.19	152.62	181.81	207.31	148.34	112.85	89.55	73.30	61.43	52.45	45.46	39.90	31.66	
14	1.59	3.84	7.48	18.02	28.30	35.06	51.74	68.20	100.65	132.66	164.36	195.79	231.69	165.78	126.11	100.08	81.91	68.65	58.61	50.80	44.59	35.38	
15	1.71	4.12	8.01	19.31	30.32	37.56	55.43	73.07	107.84	142.14	176.09	209.78	256.95	183.86	139.87	110.99	90.85	76.13	65.00	56.34	49.45	37.46	
16	1.82	4.39	8.55	20.60	32.34	40.06	59.13	77.94	115.03	151.61	187.83	223.76	283.07	202.55	154.08	122.27	100.08	83.87	71.61	62.07	54.48		
17	1.94	4.67	9.08	21.88	34.36	42.57	62.83	82.81	122.22	161.09	199.57	237.75	310.02	221.83	168.75	133.91	109.61	91.86	78.43	67.98	59.66		
18	2.05	4.94	9.61	23.17	36.38	45.07	66.52	87.68	129.41	170.57	211.31	251.73	331.81	241.69	183.86	145.90	119.42	100.08	85.45	74.07	65.00		
19	2.16	5.22	10.15	24.46	38.40	47.58	70.22	92.55	136.59	180.04	223.05	265.72	350.24	262.11	199.39	158.23	129.51	108.53	92.67	80.32	2.22		
20	2.28	5.49	10.68	25.74	40.42	50.08	73.91	97.42	143.78	189.52	234.79	279.70	368.67	283.07	215.34	170.88	139.87	117.21	100.08	86.75			
21	2.39	5.77	11.22	27.03	42.45	52.59	77.61	102.29	150.97	198.99	246.53	293.69	387.11	304.56	231.69	183.86	150.49	126.11	107.68	32.68			
22	2.51	6.04	11.75	28.32	44.47	55.09	81.30	107.17	158.16	208.47	258.27	307.68	405.54	326.57	248.43	197.15	161.36	135.23	115.46				
23	2.62	6.31	12.28	29.61	46.49	57.59	85.00	112.04	165.35	217.95	270.01	321.66	423.97	349.09	265.56	210.74	172.49	144.55	104.48				
24	2.73	6.59	12.82	30.89	48.51	60.10	88.70	116.91	172.54	227.42	281.75	335.65	442.41	372.10	283.07	224.63	183.86	154.08	21.71				
25	2.85	6.86	13.35	32.18	50.53	62.60	92.39	121.78	179.73	236.90	293.49	349.63	460.84	395.60	300.94	238.82	195.47	163.81					
26	2.96	7.14	13.89	33.47	52.55	65.11	96.09	126.65	186.92	246.37	305.23	363.62	479.27	419.57	319.18	253.29	207.31	151.14					

Lubrication: Type A (Manual or Drip) | Type B (Oil Bath or Slinger) | Type C (Oil Pump)

Note: If using multiple strand chain, multiply horsepower rating by the following:
 2 strands: 1.7x
 3 strands: 2.5x
 4 strands: 3.3x
 5 strands or more: please contact Diamond Chain technical support

For optimum results, contact Diamond Chain technical support for drives operating in the shaded area

#200 Roller Chain - Metric Units (Kilowatts)

# of teeth in small sprocket	Revolutions Per Minute – Small Sprocket																						
	2	5	10	25	40	50	75	100	150	200	250	300	400	500	600	700	800	900	1,000	1,100	1,200	1,400	1,600
11	0.93	2.25	4.38	10.56	16.58	20.54	30.31	39.95	58.97	77.73	96.30	114.72	120.33	86.10	65.49	51.98	42.54	35.65	30.44	26.38	23.15	18.37	15.04
12	1.02	2.45	4.78	11.52	18.08	22.41	33.07	43.59	64.33	84.79	105.05	125.14	137.10	98.10	74.63	59.22	48.47	40.63	34.68	30.07	26.38	20.94	17.14
13	1.10	2.66	5.18	12.48	19.60	24.27	35.82	47.23	69.69	91.86	113.81	135.58	154.59	110.62	84.15	66.78	54.66	45.81	39.11	33.90	29.75	23.61	
14	1.19	2.86	5.58	13.44	21.10	26.14	38.58	50.86	75.05	98.92	122.56	146.00	172.77	123.62	94.04	74.63	61.08	51.19	43.71	37.88	33.25	26.38	
15	1.28	3.07	5.97	14.40	22.61	28.01	41.33	54.49	80.42	105.99	131.31	156.43	191.61	137.10	104.30	82.77	67.75	56.77	48.47	42.01	36.87	27.93	
16	1.36	3.27	6.38	15.36	24.12	29.87	44.09	58.12	85.78	113.06	140.06	166.86	211.09	151.04	114.90	91.18	74.63	62.54	53.40	46.29	40.63		
17	1.45	3.48	6.77	16.32	25.62	31.74	46.85	61.75	91.14	120.12	148.82	177.29	231.18	165.42	125.84	99.86	81.74	68.50	58.49	50.69	44.49		
18	1.53	3.68	7.17	17.28	27.13	33.61	49.60	65.38	96.50	127.19	157.57	187.72	247.43	180.23	137.10	108.80	89.05	74.63	63.72	55.23	48.47		
19	1.61	3.89	7.57	18.24	28.63	35.48	52.36	69.01	101.86	134.26	166.33	198.15	261.17	195.46	148.69	117.99	96.58	80.93	69.10	59.89	1.66		
20	1.70	4.09	7.96	19.19	30.14	37.34	55.11	72.65	107.22	141.33	175.08	208.57	274.92	211.09	160.58	127.43	104.30	87.40	74.63	64.69			
21	1.78	4.30	8.37	20.16	31.65	39.22	57.87	76.28	112.58	148.39	183.84	219.00	288.67	227.11	172.77	137.10	112.22	94.04	80.30	24.37			
22	1.87	4.50	8.76	21.12	33.16	41.08	60.63	79.92	117.94	155.46	192.59	229.44	302.41	243.52	185.25	147.01	120.33	100.84	86.10				
23	1.95	4.71	9.16	22.08	34.67	42.94	63.38	83.55	123.30	162.53	201.35	239.86	316.15	260.32	198.03	157.15	128.63	107.79	77.91				
24	2.04	4.91	9.56	23.03	36.17	44.82	66.14	87.18	128.66	169.59	210.10	250.29	329.91	277.47	211.09	167.51	137.10	114.90	16.19				
25	2.13	5.12	9.96	24.00	37.68	46.68	68.90	90.81	134.02	176.66	218.86	260.72	343.65	295.00	224.41	178.09	145.76	122.15					
26	2.21	5.32	10.36	24.96	39.19	48.55	71.65	94.44	139.39	183.72	227.61	271.15	357.39	312.87	238.01	188.88	154.59	112.71					

Lubrication: Type A (Manual or Drip) | Type B (Oil Bath or Slinger) | Type C (Oil Pump)

Note: If using multiple strand chain, multiply horsepower rating by the following:
 2 strands: 1.7x
 3 strands: 2.5x
 4 strands: 3.3x
 5 strands or more: please contact Diamond Chain technical support

For optimum results, contact Diamond Chain technical support for drives operating in the shaded area

Standard Series Horsepower Tables

#240 Roller Chain - Imperial Units (Horsepower)

# of teeth in small sprocket	Revolutions Per Minute – Small Sprocket																						
	2	5	10	25	36	50	75	100	150	200	250	300	400	500	600	700	800	900	1,000	1,100	1,200	1,300	1,400
11	2.02	4.86	9.46	22.81	32.36	44.36	65.47	86.30	127.37	167.88	207.99	247.77	186.70	133.59	101.63	80.65	66.01	55.32	47.23	40.94	35.93	31.87	28.51
12	2.20	5.31	10.32	24.88	35.31	48.40	71.43	94.15	138.95	183.14	226.89	270.30	212.73	152.22	115.80	91.89	75.21	63.03	53.82	46.65	40.94	36.31	2.11
13	2.39	5.75	11.18	26.95	38.25	52.43	77.38	101.99	150.53	198.41	245.80	292.82	239.87	171.64	130.57	103.61	84.81	71.07	60.68	52.60	46.16	38.13	
14	2.57	6.19	12.04	29.02	41.19	56.46	83.33	109.84	162.11	213.67	264.71	315.34	268.07	191.82	145.92	115.80	94.78	79.43	67.82	58.78	51.59		
15	2.75	6.63	12.90	31.10	44.13	60.50	89.28	117.68	173.68	228.93	283.62	337.87	297.30	212.73	161.83	128.42	105.11	88.09	75.21	65.19			
16	2.94	7.08	13.76	33.17	47.08	64.53	95.24	125.53	185.26	244.19	302.53	360.39	327.52	234.35	178.28	141.47	115.80	97.04	82.86	71.82			
17	3.12	7.52	14.62	35.24	50.02	68.56	101.19	133.37	196.84	259.45	321.43	382.92	358.70	256.66	195.25	154.94	126.82	106.28	90.74				
18	3.30	7.96	15.48	37.32	52.96	72.59	107.14	141.22	208.42	274.71	340.34	405.44	390.81	279.64	212.73	168.81	138.17	115.80	98.87				
19	3.49	8.40	16.34	39.39	55.90	76.63	113.09	149.06	220.00	289.98	359.25	427.97	423.82	303.26	230.70	183.08	149.84	125.58	3.20				
20	3.67	8.84	17.20	41.46	58.84	80.66	119.04	156.91	231.58	305.24	378.16	450.49	457.72	327.52	249.15	197.72	161.83	135.62					
21	3.85	9.29	18.07	43.54	61.79	84.69	125.00	164.76	243.16	320.50	397.07	473.02	492.48	352.39	268.07	212.73	174.12	109.86					
22	4.04	9.73	18.93	45.61	64.73	88.73	130.95	172.60	254.74	335.76	415.97	495.54	528.07	377.85	287.44	228.10	186.70						
23	4.22	10.17	19.79	47.68	67.67	92.76	136.90	180.45	266.32	351.02	434.88	518.07	564.48	403.91	307.26	243.83	199.57						
24	4.40	10.61	20.65	49.76	70.61	96.79	142.85	188.29	277.89	366.29	453.79	540.59	601.69	430.53	327.52	259.91	188.30						
25	4.59	11.06	21.51	51.83	73.55	100.83	148.81	196.14	289.47	381.55	472.70	563.12	639.68	457.72	348.20	276.32	73.47						
26	4.77	11.50	22.37	53.90	76.50	104.86	154.76	203.98	301.05	396.81	491.61	585.64	678.45	485.46	369.30	293.06							
Lubrication	Type A (Manual or Drip)				Type B (Oil Bath or Slinger)								Type C (Oil Pump)										

Note: If using multiple strand chain, multiply horsepower rating by the following:

2 strands: 1.7x
3 strands: 2.5x

For optimum results, contact Diamond Chain technical support for drives operating in the shaded area

#240 Roller Chain - Metric Units (Kilowatts)

# of teeth in small sprocket	Revolutions Per Minute – Small Sprocket																						
	2	5	10	25	36	50	75	100	150	200	250	300	400	500	600	700	800	900	1,000	1,100	1,200	1,300	1,400
11	1.51	3.62	7.05	17.01	24.13	33.08	48.82	64.35	94.98	125.19	155.10	184.76	139.22	99.62	75.79	60.14	49.22	41.25	35.22	30.53	26.79	23.77	21.26
12	1.64	3.96	7.70	18.55	26.33	36.09	53.27	70.21	103.62	136.57	169.19	201.56	158.63	113.51	86.35	68.52	56.08	47.00	40.13	34.79	30.53	27.08	1.57
13	1.78	4.29	8.34	20.10	28.52	39.10	57.70	76.05	112.25	147.95	183.29	218.36	178.87	127.99	97.37	77.26	63.24	53.00	45.25	39.22	34.42	28.43	
14	1.92	4.62	8.98	21.64	30.72	42.10	62.14	81.91	120.89	159.33	197.39	235.15	199.90	143.04	108.81	86.35	70.68	59.23	50.57	43.83	38.47		
15	2.05	4.94	9.62	23.19	32.91	45.11	66.58	87.75	129.51	170.71	211.50	251.95	221.70	158.63	120.68	95.76	78.38	65.69	56.08	48.61			
16	2.19	5.28	10.26	24.73	35.11	48.12	71.02	93.61	138.15	182.09	225.60	268.74	244.23	174.75	132.94	105.49	86.35	72.36	61.79	53.56			
17	2.33	5.61	10.90	26.28	37.30	51.13	75.46	99.45	146.78	193.47	239.69	285.54	267.48	191.39	145.60	115.54	94.57	79.25	67.66				
18	2.46	5.94	11.54	27.83	39.49	54.13	79.89	105.31	155.42	204.85	253.79	302.34	291.43	208.53	158.63	125.88	103.03	86.35	73.73				
19	2.60	6.26	12.18	29.37	41.68	57.14	84.33	111.15	164.05	216.24	267.89	319.14	316.04	226.14	172.03	136.52	111.74	93.65	2.39				
20	2.74	6.59	12.83	30.92	43.88	60.15	88.77	117.01	172.69	227.62	281.99	335.93	341.32	244.23	185.79	147.44	120.68	101.13					
21	2.87	6.93	13.47	32.47	46.08	63.15	93.21	122.86	181.32	239.00	296.10	352.73	367.24	262.78	199.90	158.63	129.84	81.92					
22	3.01	7.26	14.12	34.01	48.27	66.17	97.65	128.71	189.96	250.38	310.19	369.52	393.78	281.76	214.34	170.09	139.22						
23	3.15	7.58	14.76	35.55	50.46	69.17	102.09	134.56	198.59	261.76	324.29	386.32	420.93	301.20	229.12	181.82	148.82						
24	3.28	7.91	15.40	37.11	52.65	72.18	106.52	140.41	207.22	273.14	338.39	403.12	448.68	321.05	244.23	193.81	140.42						
25	3.42	8.25	16.04	38.65	54.85	75.19	110.97	146.26	215.86	284.52	352.49	419.92	477.01	341.32	259.65	206.05	54.79						
26	3.56	8.58	16.68	40.19	57.05	78.19	115.40	152.11	224.49	295.90	366.59	436.71	505.92	362.01	275.39	218.53							
Lubrication	Type A (Manual or Drip)				Type B (Oil Bath or Slinger)								Type C (Oil Pump)										

Note: If using multiple strand chain, multiply horsepower rating by the following:

2 strands: 1.7x
3 strands: 2.5x

For optimum results, contact Diamond Chain technical support for drives operating in the shaded area

Heavy Series Horsepower Tables

#60H Roller Chain - Imperial Units (Horsepower)

# of teeth in small sprocket	Revolutions Per Minute – Small Sprocket																							
	10	25	50	90	100	200	300	400	500	600	800	1,000	1,200	1,400	1,600	1,800	2,000	2,500	3,000	3,500	4,000	4,500	5,000	5,500
11	0.22	0.53	1.02	1.80	1.99	3.87	5.72	7.53	9.33	11.12	14.66	15.58	11.85	9.41	7.70	6.45	5.51	3.94	3.00	2.38	1.95	1.63	1.39	1.21
12	0.24	0.57	1.12	1.96	2.17	4.23	6.24	8.22	10.18	12.13	15.99	17.75	13.51	10.72	8.77	7.35	6.28	4.49	3.42	2.71	2.22	1.86	1.59	
13	0.26	0.62	1.21	2.13	2.35	4.58	6.76	8.90	11.03	13.14	17.32	20.02	15.23	12.08	9.89	8.29	7.08	5.06	3.85	3.06	2.50	2.10	1.79	
14	0.28	0.67	1.30	2.29	2.53	4.93	7.27	9.59	11.88	14.15	18.65	22.37	17.02	13.51	11.05	9.26	7.91	5.66	4.31	3.42	2.80	2.34		
15	0.30	0.72	1.40	2.45	2.71	5.28	7.79	10.27	12.73	15.16	19.99	24.76	18.87	14.98	12.26	10.27	8.77	6.28	4.77	3.79	3.10	2.60		
16	0.32	0.77	1.49	2.62	2.90	5.63	8.31	10.96	13.58	16.17	21.32	26.41	20.79	16.50	13.51	11.32	9.66	6.91	5.26	4.17	3.42			
17	0.34	0.81	1.58	2.78	3.08	5.99	8.83	11.64	14.43	17.18	22.65	28.06	22.77	18.07	14.79	12.40	10.58	7.57	5.76	4.57	3.74			
18	0.36	0.86	1.67	2.94	3.26	6.34	9.35	12.33	15.27	18.20	23.98	29.71	24.81	19.69	16.11	13.51	11.53	8.25	6.28	4.98	1.06			
19	0.38	0.91	1.77	3.11	3.44	6.69	9.87	13.01	16.12	19.21	25.32	31.36	26.91	21.35	17.48	14.65	12.50	8.95	6.81	5.40				
20	0.40	0.96	1.86	3.27	3.62	7.04	10.39	13.70	16.97	20.22	26.65	33.01	29.06	23.06	18.87	15.82	13.51	9.66	7.35	5.83				
21	0.42	1.00	1.95	3.44	3.80	7.39	10.91	14.38	17.82	21.23	27.98	34.66	31.26	24.81	20.31	17.02	14.53	10.40	7.91	4.87				
22	0.44	1.05	2.05	3.60	3.98	7.75	11.43	15.07	18.67	22.24	29.31	36.32	33.52	26.60	21.77	18.25	15.58	11.15	8.48					
23	0.46	1.10	2.14	3.76	4.16	8.10	11.95	15.75	19.52	23.25	30.65	37.97	35.84	28.44	23.28	19.51	16.66	11.92	9.07					
24	0.48	1.15	2.23	3.93	4.34	8.45	12.47	16.44	20.37	24.26	31.98	39.62	38.20	30.31	24.81	20.79	17.75	12.70	9.66					
25	0.50	1.20	2.33	4.09	4.52	8.80	12.99	17.12	21.21	25.27	33.31	41.27	40.61	32.23	26.38	22.11	18.87	13.51	10.27					
26	0.52	1.24	2.42	4.25	4.71	9.15	13.51	17.81	22.06	26.28	34.64	42.92	43.07	34.18	27.98	23.44	20.02	14.32	4.17					
28	0.56	1.34	2.61	4.58	5.07	9.86	14.55	19.18	23.76	28.30	37.31	46.22	48.14	38.20	31.26	26.20	22.37	16.01						
30	0.60	1.43	2.79	4.91	5.43	10.56	15.59	20.55	25.46	30.33	39.97	49.52	53.38	42.36	34.67	29.06	24.81	17.75						
32	0.64	1.53	2.98	5.23	5.79	11.27	16.63	21.92	27.15	32.35	42.64	52.82	58.81	46.67	38.20	32.01	27.33	11.45						
35	0.69	1.67	3.26	5.73	6.33	12.32	18.19	23.97	29.70	35.38	46.63	57.77	67.27	53.38	43.69	36.62	31.26							
40	0.79	1.91	3.72	6.54	7.24	14.08	20.79	27.40	33.94	40.43	53.30	66.03	78.66	65.22	53.38	44.74	29.65							
45	0.89	2.15	4.19	7.36	8.14	15.84	23.38	30.82	38.18	45.49	59.96	74.28	88.49	77.83	63.70	37.00								
Lubrication	Type A (Manual or Drip)				Type B (Oil Bath or Slinger)								Type C (Oil Pump)											

Note: If using multiple strand chain, multiply horsepower rating by the following:
 2 strands: 1.7x
 3 strands: 2.5x
 4 strands: 3.3x

#60H Roller Chain - Metric Units (Kilowatts)

# of teeth in small sprocket	Revolutions Per Minute – Small Sprocket																							
	10	25	50	90	100	200	300	400	500	600	800	1,000	1,200	1,400	1,600	1,800	2,000	2,500	3,000	3,500	4,000	4,500	5,000	5,500
11	0.16	0.40	0.76	1.34	1.48	2.89	4.27	5.62	6.96	8.29	10.93	11.62	8.84	7.02	5.74	4.81	4.11	2.94	2.24	1.77	1.45	1.22	1.04	0.90
12	0.18	0.43	0.84	1.46	1.62	3.15	4.65	6.13	7.59	9.05	11.92	13.24	10.07	7.99	6.54	5.48	4.68	3.35	2.55	2.02	1.66	1.39	1.19	
13	0.19	0.46	0.90	1.59	1.75	3.42	5.04	6.64	8.23	9.80	12.92	14.93	11.36	9.01	7.37	6.18	5.28	3.77	2.87	2.28	1.86	1.57	1.33	
14	0.21	0.50	0.97	1.71	1.89	3.68	5.42	7.15	8.86	10.55	13.91	16.68	12.69	10.07	8.24	6.91	5.90	4.22	3.21	2.55	2.09	1.74		
15	0.22	0.54	1.04	1.83	2.02	3.94	5.81	7.66	9.49	11.30	14.91	18.46	14.07	11.17	9.14	7.66	6.54	4.68	3.56	2.83	2.31	1.94		
16	0.24	0.57	1.11	1.95	2.16	4.20	6.20	8.17	10.13	12.06	15.90	19.69	15.50	12.30	10.07	8.44	7.20	5.15	3.92	3.11	2.55			
17	0.25	0.60	1.18	2.07	2.30	4.47	6.58	8.68	10.76	12.81	16.89	20.92	16.98	13.47	11.03	9.25	7.89	5.64	4.30	3.41	2.79			
18	0.27	0.64	1.25	2.19	2.43	4.73	6.97	9.19	11.39	13.57	17.88	22.15	18.50	14.68	12.01	10.07	8.60	6.15	4.68	3.71	0.79			
19	0.28	0.68	1.32	2.32	2.57	4.99	7.36	9.70	12.02	14.32	18.88	23.39	20.07	15.92	13.03	10.92	9.32	6.67	5.08	4.03				
20	0.30	0.72	1.39	2.44	2.70	5.25	7.75	10.22	12.65	15.08	19.87	24.62	21.67	17.20	14.07	11.80	10.07	7.20	5.48	4.35				
21	0.31	0.75	1.45	2.57	2.83	5.51	8.14	10.72	13.29	15.83	20.86	25.85	23.31	18.50	15.15	12.69	10.84	7.76	5.90	3.63				
22	0.33	0.78	1.53	2.68	2.97	5.78	8.52	11.24	13.92	16.58	21.86	27.08	25.00	19.84	16.23	13.61	11.62	8.31	6.32					
23	0.34	0.82	1.60	2.80	3.10	6.04	8.91	11.74	14.56	17.34	22.86	28.31	26.73	21.21	17.36	14.55	12.42	8.89	6.76					
24	0.36	0.86	1.66	2.93	3.24	6.30	9.30	12.26	15.19	18.09	23.85	29.54	28.49	22.60	18.50	15.50	13.24	9.47	7.20					
25	0.37	0.89	1.74	3.05	3.37	6.56	9.69	12.77	15.82	18.84	24.84	30.78	30.28	24.03	19.67	16.49	14.07	10.07	7.66					
26	0.39	0.92	1.80	3.17	3.51	6.82	10.07	13.28	16.45	19.60	25.83	32.01	32.12	25.49	20.86	17.48	14.93	10.68	3.11					
28	0.42	1.00	1.95	3.42	3.78	7.35	10.85	14.30	17.72	21.10	27.82	34.47	35.90	28.49	23.31	19.54	16.68	11.94						
30	0.45	1.07	2.08	3.66	4.05	7.87	11.63	15.32	18.99	22.62	29.81	36.93	39.81	31.59	25.85	21.67	18.50	13.24						
32	0.48	1.14	2.22	3.90	4.32	8.40	12.40	16.35	20.25	24.12	31.80	39.39	43.85	34.80	28.49	23.87	20.38	8.54						
35	0.51	1.25	2.43	4.27	4.72	9.19	13.56	17.87	22.15	26.38	34.77	43.08	50.16	39.81	32.58	27.31	23.31							
40	0.59	1.42	2.77	4.88	5.40	10.50	15.50	20.43	25.31	30.15	39.75	49.24	58.66	48.63	39.81	33.36	22.11							
45	0.66	1.60	3.12	5.49	6.07	11.81	17.43	22.98	28.47	33.92	44.71	55.39	65.99	58.04	47.50	27.59								
Lubrication	Type A (Manual or Drip)				Type B (Oil Bath or Slinger)								Type C (Oil Pump)											

Note: If using multiple strand chain, multiply horsepower rating by the following:
 2 strands: 1.7x
 3 strands: 2.5x
 4 strands: 3.3x

Heavy Series Horsepower Tables

#80H Roller Chain - Imperial Units (Horsepower)

# of teeth in small sprocket	Revolutions Per Minute – Small Sprocket																								
	10	25	50	70	100	200	300	400	500	600	700	800	900	1,000	1,100	1,200	1,400	1,600	1,800	2,000	2,500	3,000	3,500	4,000	
11	0.49	1.19	2.31	3.19	4.50	8.75	12.91	17.02	21.08	25.12	29.12	27.41	22.97	19.61	17.00	14.92	11.84	9.69	8.12	6.93	4.96	3.77	3.00	2.45	
12	0.54	1.30	2.52	3.48	4.91	9.54	14.09	18.57	23.00	27.40	31.77	31.23	26.17	22.35	19.37	17.00	13.49	11.04	9.25	7.90	5.65	4.30	3.41	2.79	
13	0.58	1.40	2.73	3.77	5.31	10.34	15.26	20.11	24.92	29.68	34.42	35.22	29.51	25.20	21.84	19.17	15.21	12.45	10.43	8.91	6.37	4.85	3.85	3.15	
14	0.63	1.51	2.94	4.06	5.72	11.13	16.43	21.66	26.83	31.97	37.07	39.36	32.98	28.16	24.41	21.42	17.00	13.91	11.66	9.96	7.12	5.42	4.30	2.02	
15	0.67	1.62	3.15	4.35	6.13	11.93	17.61	23.21	28.75	34.25	39.71	43.65	36.58	31.23	27.07	23.76	18.85	15.43	12.93	11.04	7.90	6.01	4.77		
16	0.72	1.73	3.36	4.64	6.54	12.73	18.78	24.75	30.67	36.53	42.36	48.08	40.30	34.41	29.82	26.17	20.77	17.00	14.25	12.16	8.70	6.62			
17	0.76	1.84	3.57	4.94	6.95	13.52	19.95	26.30	32.59	38.82	45.01	51.17	44.13	37.68	32.66	28.66	22.75	18.62	15.60	13.32	9.53	7.25			
18	0.81	1.94	3.78	5.23	7.36	14.32	21.13	27.85	34.50	41.10	47.66	54.17	48.08	41.05	35.59	31.23	24.78	20.29	17.00	14.51	10.39	1.88			
19	0.85	2.05	3.99	5.52	7.77	15.11	22.30	29.40	36.42	43.38	50.30	57.18	52.15	44.52	38.59	33.87	26.88	22.00	18.44	15.74	11.26				
20	0.90	2.16	4.20	5.81	8.18	15.91	23.48	30.94	38.34	45.67	52.95	60.19	56.32	48.08	41.68	36.58	29.03	23.76	19.91	17.00	12.16				
21	0.94	2.27	4.41	6.10	8.59	16.70	24.65	32.49	40.25	47.95	55.60	63.20	60.59	51.73	44.84	39.36	31.23	25.56	21.42	18.29					
22	0.99	2.38	4.62	6.39	8.99	17.50	25.82	34.04	42.17	50.24	58.25	66.21	64.97	55.47	48.08	42.20	33.49	27.41	22.97	19.61					
23	1.03	2.48	4.83	6.68	9.40	18.29	27.00	35.58	44.09	52.52	60.89	69.22	69.45	59.30	51.40	45.11	35.80	29.30	24.55	20.97					
24	1.08	2.59	5.04	6.97	9.81	19.09	28.17	37.13	46.00	54.80	63.54	72.23	74.03	63.21	54.79	48.08	38.16	31.23	26.17	22.35					
25	1.12	2.70	5.25	7.26	10.22	19.88	29.35	38.68	47.92	57.09	66.19	75.24	78.70	67.20	58.25	51.12	40.57	33.20	27.83	23.76					
26	1.17	2.81	5.46	7.55	10.63	20.68	30.52	40.23	49.84	59.37	68.84	78.25	83.47	71.27	61.78	54.22	43.02	35.22	29.51	25.20					
28	1.26	3.03	5.88	8.13	11.45	22.27	32.87	43.32	53.67	63.94	74.13	84.27	93.29	79.65	69.04	60.59	48.08	39.36	32.98	28.16					
30	1.34	3.24	6.31	8.71	12.27	23.86	35.21	46.41	57.50	68.50	79.43	90.29	101.10	88.33	76.57	67.20	53.33	43.65	36.58	12.26					
32	1.43	3.46	6.73	9.29	13.08	25.45	37.56	49.51	61.34	73.07	84.72	96.31	107.84	97.31	84.35	74.03	58.75	48.08	39.43						
35	1.57	3.78	7.36	10.16	14.31	27.84	41.08	54.15	67.09	79.92	92.67	105.34	117.95	111.31	96.49	84.68	67.20	55.00	5.58						
40	1.79	4.32	8.41	11.61	16.35	31.81	46.95	61.89	76.67	91.34	105.90	120.39	134.80	136.00	117.88	103.46	82.10	14.36							
45	2.02	4.86	9.46	13.06	18.40	35.79	52.82	69.62	86.25	102.75	119.14	135.44	151.65	162.28	140.66	123.45	43.25								
Lubrication	Type A (Manual or Drip)				Type B (Oil Bath or Slinger)								Type C (Oil Pump)												

Note: If using multiple strand chain, multiply horsepower rating by the following: 2 strands: 1.7x, 3 strands: 2.5x, 4 strands: 3.3x

For optimum results, contact Diamond Chain technical support for drives operating in the shaded area

#80H Roller Chain - Metric Units (Kilowatts)

# of teeth in small sprocket	Revolutions Per Minute – Small Sprocket																								
	10	25	50	70	100	200	300	400	500	600	700	800	900	1,000	1,100	1,200	1,400	1,600	1,800	2,000	2,500	3,000	3,500	4,000	
11	0.37	0.89	1.72	2.38	3.36	6.52	9.63	12.69	15.72	18.73	21.71	20.44	17.13	14.62	12.68	11.13	8.83	7.23	6.06	5.17	3.70	2.81	2.24	1.83	
12	0.40	0.97	1.88	2.60	3.66	7.11	10.51	13.85	17.15	20.43	23.69	23.29	19.51	16.67	14.44	12.68	10.06	8.23	6.90	5.89	4.21	3.21	2.54	2.08	
13	0.43	1.04	2.04	2.81	3.96	7.71	11.38	15.00	18.58	22.13	25.67	26.26	22.01	18.79	16.29	14.30	11.34	9.28	7.78	6.64	4.75	3.62	2.87	2.35	
14	0.47	1.13	2.19	3.03	4.27	8.30	12.25	16.15	20.01	23.84	27.64	29.35	24.59	21.00	18.20	15.97	12.68	10.37	8.69	7.43	5.31	4.04	3.21	1.51	
15	0.50	1.21	2.35	3.24	4.57	8.90	13.13	17.31	21.44	25.54	29.61	32.55	27.28	23.29	20.19	17.72	14.06	11.51	9.64	8.23	5.89	4.48	3.56		
16	0.54	1.29	2.51	3.46	4.88	9.49	14.00	18.46	22.87	27.24	31.59	35.85	30.05	25.66	22.24	19.51	15.49	12.68	10.63	9.07	6.49	4.94			
17	0.57	1.37	2.66	3.68	5.18	10.08	14.88	19.61	24.30	28.95	33.56	38.16	32.91	28.10	24.35	21.37	16.96	13.88	11.63	9.93	7.11	5.41			
18	0.60	1.45	2.82	3.90	5.49	10.68	15.76	20.77	25.73	30.65	35.54	40.39	35.85	30.61	26.54	23.29	18.48	15.13	12.68	10.82	7.75	1.40			
19	0.63	1.53	2.98	4.12	5.79	11.27	16.63	21.92	27.16	32.35	37.51	42.64	38.89	33.20	28.78	25.26	20.04	16.41	13.75	11.74	8.40				
20	0.67	1.61	3.13	4.33	6.10	11.86	17.51	23.07	28.59	34.06	39.48	44.88	42.00	35.85	31.08	27.28	21.65	17.72	14.85	12.68	9.07				
21	0.70	1.69	3.29	4.55	6.41	12.45	18.38	24.23	30.01	35.76	41.46	47.13	45.18	38.58	33.44	29.35	23.29	19.06	15.97	13.64					
22	0.74	1.77	3.45	4.77	6.70	13.05	19.25	25.38	31.45	37.46	43.44	49.37	48.45	41.36	35.85	31.47	24.97	20.44	17.13	14.62					
23	0.77	1.85	3.60	4.98	7.01	13.64	20.13	26.53	32.88	39.16	45.41	51.62	51.79	44.22	38.33	33.64	26.70	21.85	18.31	15.64					
24	0.81	1.93	3.76	5.20	7.32	14.24	21.01	27.69	34.30	40.86	47.38	53.86	55.20	47.14	40.86	35.85	28.46	23.29	19.51	16.67					
25	0.84	2.01	3.91	5.41	7.62	14.82	21.89	28.84	35.73	42.57	49.36	56.11	58.69	50.11	43.44	38.12	30.25	24.76	20.75	17.72					
26	0.87	2.10	4.07	5.63	7.93	15.42	22.76	30.00	37.17	44.27	51.33	58.35	62.24	53.15	46.07	40.43	32.08	26.26	22.01	18.79					
28	0.94	2.26	4.38	6.06	8.54	16.61	24.51	32.30	40.02	47.68	55.28	62.84	69.57	59.40	51.48	45.18	35.85	29.35	24.59	21.00					
30	1.00	2.42	4.71	6.50	9.15	17.79	26.26	34.61	42.88	51.08	59.23	67.33	75.39	65.87	57.10	50.11	39.77	32.55	27.28	9.14					
32	1.07	2.58	5.02	6.93	9.75	18.98	28.01	36.92	45.74	54.49	63.18	71.82	80.42	72.56	62.90	55.20	43.81	35.85	29.40						
35	1.17	2.82	5.49	7.58	10.67	20.76	30.63	40.38	50.03	59.60	69.10	78.55	87.96	83.00	71.95	63.15	50.11	41.01	4.16						
40	1.33	3.22	6.27	8.66	12.19	23.72	35.01	46.15	57.17	68.11	78.97	89.77	100.52	101.42	87.90	77.15	61.22	10.71							
45	1.51	3.62	7.05	9.74	13.72	26.69	39.39	51.92	64.32	76.62	88.84	101.00	113.09	121.01	104.89	92.06	32.25								
Lubrication	Type A (Manual or Drip)				Type B (Oil Bath or Slinger)								Type C (Oil Pump)												

Note: If using multiple strand chain, multiply horsepower rating by the following: 2 strands: 1.7x, 3 strands: 2.5x, 4 strands: 3.3x

For optimum results, contact Diamond Chain technical support for drives operating in the shaded area

Heavy Series Horsepower Tables

100H Roller Chain - Imperial Units (Horsepower)

# of teeth in small sprocket	Revolutions Per Minute – Small Sprocket																									
	10	25	50	58	100	200	300	400	500	600	700	800	900	1,000	1,100	1,200	1,400	1,600	1,800	2,000	2,200	2,400	2,700	3,000		
11	0.93	2.23	4.34	5.01	8.45	16.43	24.25	31.96	39.60	47.18	40.03	32.77	27.46	23.45	20.32	17.84	14.15	11.58	9.71	8.29	7.19	6.31	5.28	4.51		
12	1.01	2.44	4.74	5.46	9.21	17.93	26.46	34.87	43.20	51.46	45.61	37.33	31.29	26.71	23.16	20.32	16.13	13.20	11.06	9.45	8.19	7.19	6.02	5.14		
13	1.09	2.64	5.13	5.92	9.98	19.42	28.66	37.78	46.80	55.75	51.43	42.10	35.28	30.12	26.11	22.92	18.18	14.88	12.47	10.65	9.23	8.10	6.79	5.80		
14	1.18	2.84	5.53	6.37	10.75	20.91	30.86	40.68	50.40	60.04	57.48	47.05	39.43	33.66	29.18	25.61	20.32	16.63	13.94	11.90	10.32	9.05	7.59			
15	1.26	3.04	5.92	6.83	11.52	22.41	33.07	43.59	54.00	64.33	63.75	52.18	43.73	37.33	32.36	28.40	22.54	18.45	15.46	13.20	11.44	10.04	8.42			
16	1.35	3.25	6.32	7.28	12.29	23.90	35.27	46.49	57.60	68.62	70.23	57.48	48.17	41.13	35.65	31.29	24.83	20.32	17.03	14.54	12.60	11.06				
17	1.43	3.45	6.71	7.74	13.05	25.39	37.48	49.40	61.20	72.91	76.91	62.95	52.76	45.05	39.04	34.27	27.19	22.26	18.65	15.93	13.80	12.12				
18	1.52	3.65	7.11	8.19	13.82	26.89	39.68	52.31	64.80	77.20	83.80	68.59	57.48	49.08	42.54	37.33	29.63	24.25	20.32	17.35	15.04	2.94				
19	1.60	3.86	7.50	8.65	14.59	28.38	41.89	55.21	68.40	81.48	90.88	74.38	62.34	53.22	46.13	40.49	32.13	26.30	22.04	18.82	16.31					
20	1.68	4.06	7.89	9.10	15.36	29.88	44.09	58.12	72.00	85.77	98.15	80.33	67.32	57.48	49.82	43.73	34.70	28.40	23.80	20.32	7.77					
21	1.77	4.26	8.29	9.56	16.13	31.37	46.30	61.02	75.60	90.06	104.43	86.43	72.43	61.85	53.61	47.05	37.33	30.56	25.61	21.87						
22	1.85	4.46	8.68	10.01	16.89	32.86	48.50	63.93	79.20	94.35	109.40	92.68	77.67	66.31	57.48	50.45	40.03	32.77	27.46	21.67						
23	1.94	4.67	9.08	10.47	17.66	34.36	50.71	66.83	82.80	98.64	114.37	99.07	83.02	70.89	61.44	53.93	42.79	35.03	29.35	2.94						
24	2.02	4.87	9.47	10.92	18.43	35.85	52.91	69.74	86.40	102.93	119.34	105.60	88.50	75.56	65.49	57.48	45.61	37.33	31.29							
25	2.10	5.07	9.87	11.38	19.20	37.34	55.12	72.65	90.00	107.22	124.32	112.27	94.09	80.33	69.63	61.11	48.49	39.69	29.68							
26	2.19	5.28	10.26	11.83	19.97	38.84	57.32	75.55	93.60	111.51	129.29	119.07	99.79	85.20	73.85	64.81	51.43	42.10	11.58							
28	2.36	5.68	11.05	12.75	21.50	41.83	61.73	81.36	100.80	120.08	139.24	133.07	111.52	95.22	82.53	72.43	57.48	47.05								
30	2.53	6.09	11.84	13.66	23.04	44.81	66.14	87.18	108.00	128.66	149.18	147.58	123.68	105.60	91.53	80.33	63.75	19.16								
32	2.69	6.49	12.63	14.57	24.57	47.80	70.55	92.99	115.20	137.24	159.13	162.58	136.25	116.33	100.84	88.50	70.23									
35	2.95	7.10	13.82	15.93	26.88	52.28	77.16	101.71	126.00	150.10	174.04	185.97	155.85	133.07	115.34	101.23	33.74									
40	3.37	8.12	15.79	18.21	30.72	59.75	88.18	116.23	144.00	171.55	198.91	226.11	190.42	162.58	140.92	82.37										
45	3.79	9.13	17.76	20.48	34.55	67.22	99.21	130.76	162.00	192.99	223.77	254.38	227.21	194.00	85.51											
Lubrication	Type A (Manual or Drip)				Type B (Oil Bath or Slinger)								Type C (Oil Pump)													

Note: If using multiple strand chain, multiply horsepower rating by the following:
 2 strands: 1.7x
 3 strands: 2.5x
 4 strands: 3.3x

For optimum results, contact Diamond Chain technical support for drives operating in the shaded area

#100H Roller Chain - Metric Units (Kilowatts)

# of teeth in small sprocket	Revolutions Per Minute – Small Sprocket																									
	10	25	50	58	100	200	300	400	500	600	700	800	900	1,000	1,100	1,200	1,400	1,600	1,800	2,000	2,200	2,400	2,700	3,000		
11	0.69	1.66	3.24	3.74	6.30	12.25	18.08	23.83	29.53	35.18	29.85	24.44	20.48	17.49	15.15	13.30	10.55	8.64	7.24	6.18	5.36	4.71	3.94	3.36		
12	0.75	1.82	3.53	4.07	6.87	13.37	19.73	26.00	32.21	38.37	34.01	27.84	23.33	19.92	17.27	15.15	12.03	9.84	8.25	7.05	6.11	5.36	4.49	3.83		
13	0.81	1.97	3.83	4.41	7.44	14.48	21.37	28.17	34.90	41.57	38.35	31.39	26.31	22.46	19.47	17.09	13.56	11.10	9.30	7.94	6.88	6.04	5.06	4.33		
14	0.88	2.12	4.12	4.75	8.02	15.59	23.01	30.34	37.58	44.77	42.86	35.09	29.40	25.10	21.76	19.10	15.15	12.40	10.40	8.87	7.70	6.75	5.66			
15	0.94	2.27	4.41	5.09	8.59	16.71	24.66	32.51	40.27	47.97	47.54	38.91	32.61	27.84	24.13	21.18	16.81	13.76	11.53	9.84	8.53	7.49	6.28			
16	1.01	2.42	4.71	5.43	9.16	17.82	26.30	34.67	42.95	51.17	52.37	42.86	35.92	30.67	26.58	23.33	18.52	15.15	12.70	10.84	9.40	8.25				
17	1.07	2.57	5.00	5.77	9.73	18.93	27.95	36.84	45.64	54.37	57.35	46.94	39.34	33.59	29.11	25.56	20.28	16.60	13.91	11.88	10.29	9.04				
18	1.13	2.72	5.30	6.11	10.31	20.05	29.59	39.01	48.32	57.57	62.49	51.15	42.86	36.60	31.72	27.84	22.10	18.08	15.15	12.94	11.22	2.19				
19	1.19	2.88	5.59	6.45	10.88	21.16	31.24	41.17	51.01	60.76	67.77	55.47	46.49	39.69	34.40	30.19	23.96	19.61	16.44	14.03	12.16					
20	1.25	3.03	5.88	6.79	11.45	22.28	32.88	43.34	53.69	63.96	73.19	59.90	50.20	42.86	37.15	32.61	25.88	21.18	17.75	15.15	5.79					
21	1.32	3.18	6.18	7.13	12.03	23.39	34.53	45.50	56.37	67.16	77.87	64.45	54.01	46.12	39.98	35.09	27.84	22.79	19.10	16.31						
22	1.38	3.33	6.47	7.46	12.59	24.50	36.17	47.67	59.06	70.36	81.58	69.11	57.92	49.45	42.86	37.62	29.85	24.44	20.48	16.16						
23	1.45	3.48	6.77	7.81	13.17	25.62	37.81	49.84	61.74	73.56	85.29	73.88	61.91	52.86	45.82	40.22	31.91	26.12	21.89	2.19						
24	1.51	3.63	7.06	8.14	13.74	26.73	39.45	52.01	64.43	76.75	88.99	78.75	65.99	56.35	48.84	42.86	34.01	27.84	23.33							
25	1.57	3.78	7.36	8.49	14.32	27.84	41.10	54.18	67.11	79.95	92.71	83.72	70.16	59.90	51.92	45.57	36.16	29.60	22.13							
26	1.63	3.94	7.65	8.82	14.89	28.96	42.74	56.34	69.80	83.15	96.41	88.79	74.41	63.53	55.07	48.33	38.35	31.39	8.64							
28	1.76	4.24	8.24	9.51	16.03	31.19	46.03	60.67	75.17	89.54	103.83	99.23	83.16	71.01	61.54	54.01	42.86	35.09								
30	1.89	4.54	8.83	10.19	17.18	33.41	49.32	65.01	80.54	95.94	111.24	110.05	92.23	78.75	68.25	59.90	47.54	14.29								
32	2.01	4.84	9.42	10.86	18.32	35.64	52.61	69.34	85.90	102.34	118.66	121.24	101.60	86.75	75.20	65.99	52.37									
35	2.20	5.29	10.31	11.88	20.04	38.99	57.54	75.85	93.96	111.93	129.78	138.68	116.22	99.23	86.01	75.49	25.16									
40	2.51	6.06	11.77	13.58	22.91	44.56	65.76	86.67	107.38	127.92	148.33	168.61	142.00	121.24	105.08	61.42										
45	2.83	6.81	13.24	15.27	25.76	50.13	73.98	97.51	120.80	143.91	166.87	189.69	169.43	144.67	63.76											
Lubrication	Type A (Manual or Drip)				Type B (Oil Bath or Slinger)								Type C (Oil Pump)													

Note: If using multiple strand chain, multiply horsepower rating by the following:
 2 strands: 1.7x
 3 strands: 2.5x
 4 strands: 3.3x

For optimum results, contact Diamond Chain technical support for drives operating in the shaded area

Diamond Chain
 Diamond Difference
 Selection Guide
 Carbon Steel
 Corrosion & Moisture Resistant
 Reduced Maintenance
 Attachments
 Application Specific
 Horsepower Tables
 Chain Components
 Tools, Troubleshooting
 Ordering Information
 Terms and Conditions

Heavy Series Horsepower Tables

#120H Roller Chain - Imperial Units (Horsepower)

# of teeth in small sprocket	Revolutions Per Minute – Small Sprocket																								
	5	10	25	50	75	100	150	200	300	400	500	600	700	800	900	1,000	1,200	1,400	1,600	1,800	2,000	2,200	2,400	2,700	
11	0.79	1.54	3.72	7.23	10.67	14.06	20.76	27.36	40.38	53.22	65.93	58.37	46.32	37.91	31.77	27.13	20.64	16.38	13.40	11.23	9.59	8.31	7.30	6.11	
12	0.86	1.68	4.05	7.89	11.64	15.34	22.64	29.85	44.05	58.06	71.93	66.51	52.78	43.20	36.20	30.91	23.51	18.66	15.27	12.80	10.93	9.47	8.31	1.06	
13	0.94	1.82	4.39	8.54	12.61	16.62	24.53	32.33	47.72	62.90	77.92	74.99	59.51	48.71	40.82	34.85	26.51	21.04	17.22	14.43	12.32	10.68	9.37		
14	1.01	1.96	4.73	9.20	13.58	17.90	26.42	34.82	51.39	67.73	83.92	83.81	66.51	54.44	45.62	38.95	29.63	23.51	19.25	16.13	13.77	11.94	4.55		
15	1.08	2.10	5.07	9.86	14.55	19.18	28.30	37.31	55.06	72.57	89.91	92.95	73.76	60.37	50.59	43.20	32.86	26.08	21.34	17.89	15.27	13.24			
16	1.15	2.24	5.41	10.52	15.52	20.46	30.19	39.79	58.73	77.41	95.90	102.39	81.26	66.51	55.74	47.59	36.20	28.73	23.51	19.71	16.83				
17	1.23	2.38	5.74	11.17	16.49	21.73	32.08	42.28	62.40	82.25	101.90	112.14	88.99	72.84	61.04	52.12	39.65	31.46	25.75	21.58	18.43				
18	1.30	2.52	6.08	11.83	17.46	23.01	33.96	44.77	66.07	87.09	107.89	122.18	96.96	79.36	66.51	56.78	43.20	34.28	28.06	23.51	4.23				
19	1.37	2.66	6.42	12.49	18.43	24.29	35.85	47.26	69.74	91.93	113.89	132.50	105.15	86.06	72.13	61.58	46.85	37.18	30.43	25.50					
20	1.44	2.80	6.76	13.14	19.40	25.57	37.74	49.74	73.41	96.76	119.88	142.81	113.56	92.95	77.89	66.51	50.59	40.15	32.86	24.58					
21	1.51	2.94	7.09	13.80	20.37	26.85	39.63	52.23	77.08	101.60	125.87	149.95	122.18	100.00	83.81	71.56	54.44	43.20	35.36						
22	1.59	3.08	7.43	14.46	21.34	28.13	41.51	54.72	80.75	106.44	131.87	157.09	131.01	107.23	89.87	76.73	58.37	46.32	37.91						
23	1.66	3.22	7.77	15.12	22.31	29.41	43.40	57.20	84.42	111.28	137.86	164.23	140.04	114.62	96.06	82.02	62.39	49.51	38.38						
24	1.73	3.36	8.11	15.77	23.28	30.68	45.29	59.69	88.10	116.12	143.86	171.37	149.28	122.18	102.39	87.43	66.51	52.78	12.24						
25	1.80	3.50	8.45	16.43	24.25	31.96	47.17	62.18	91.77	120.96	149.85	178.51	158.70	129.90	108.86	92.95	70.71	56.11							
26	1.87	3.64	8.78	17.09	25.22	33.24	49.06	64.66	95.44	125.79	155.84	185.65	168.32	137.77	115.46	98.58	74.99	59.51							
28	2.02	3.93	9.46	18.40	27.16	35.80	52.83	69.64	102.78	135.47	167.83	199.94	188.11	153.97	129.03	110.17	83.81	30.35							
30	2.16	4.21	10.14	19.72	29.10	38.36	56.61	74.61	110.12	145.15	179.82	214.22	208.62	170.75	143.10	122.18	92.95								
32	2.31	4.49	10.81	21.03	31.04	40.91	60.38	79.59	117.46	154.82	191.81	228.50	229.83	188.11	157.65	134.60	88.71								
35	2.52	4.91	11.82	23.00	33.95	44.75	66.04	87.05	128.47	169.34	209.79	249.92	262.89	215.17	180.33	153.97	12.54								
40	2.88	5.61	13.51	26.29	38.80	51.14	75.48	99.48	146.83	193.53	239.76	285.62	321.19	262.89	220.32	118.61									
45	3.24	6.31	15.20	29.58	43.65	57.53	84.91	111.92	165.18	217.72	269.73	321.32	372.57	278.98	148.03										
Lubrication	Type A (Manual or Drip)				Type B (Oil Bath or Slinger)								Type C (Oil Pump)												

Note: If using multiple strand chain, multiply horsepower rating by the following: 2 strands: 1.7x, 3 strands: 2.5x, 4 strands: 3.3x, 5 strands or more: please contact Diamond Chain technical support

For optimum results, contact Diamond Chain technical support for drives operating in the shaded area

#120H Roller Chain - Metric Units (Kilowatts)

# of teeth in small sprocket	Revolutions Per Minute – Small Sprocket																								
	5	10	25	50	75	100	150	200	300	400	500	600	700	800	900	1,000	1,200	1,400	1,600	1,800	2,000	2,200	2,400	2,700	
11	0.59	1.15	2.77	5.39	7.96	10.48	15.48	20.40	30.11	39.69	49.16	43.53	34.54	28.27	23.69	20.23	15.39	12.21	9.99	8.37	7.15	6.20	5.44	4.56	
12	0.64	1.25	3.02	5.88	8.68	11.44	16.88	22.26	32.85	43.30	53.64	49.60	39.36	32.21	26.99	23.05	17.53	13.91	11.39	9.54	8.15	7.06	6.20	0.79	
13	0.70	1.36	3.27	6.37	9.40	12.39	18.29	24.11	35.58	46.90	58.10	55.92	44.38	36.32	30.44	25.99	19.77	15.69	12.84	10.76	9.19	7.96	6.99		
14	0.75	1.46	3.53	6.86	10.13	13.35	19.70	25.97	38.32	50.51	62.58	62.50	49.60	40.60	34.02	29.05	22.10	17.53	14.35	12.03	10.27	8.90	3.39		
15	0.81	1.57	3.78	7.35	10.85	14.30	21.10	27.82	41.06	54.12	67.05	69.31	55.00	45.02	37.72	32.21	24.50	19.45	15.91	13.34	11.39	9.87			
16	0.86	1.67	4.03	7.84	11.57	15.26	22.51	29.67	43.79	57.72	71.51	76.35	60.60	49.60	41.57	35.49	26.99	21.42	17.53	14.70	12.55				
17	0.92	1.77	4.28	8.33	12.30	16.20	23.92	31.53	46.53	61.33	75.99	83.62	66.36	54.32	45.52	38.87	29.57	23.46	19.20	16.09	13.74				
18	0.97	1.88	4.53	8.82	13.02	17.16	25.32	33.38	49.27	64.94	80.45	91.11	72.30	59.18	49.60	42.34	32.21	25.56	20.92	17.53	3.15				
19	1.02	1.98	4.79	9.31	13.74	18.11	26.73	35.24	52.01	68.55	84.93	98.81	78.41	64.17	53.79	45.92	34.94	27.73	22.69	19.02					
20	1.07	2.09	5.04	9.80	14.47	19.07	28.14	37.09	54.74	72.15	89.39	106.49	84.68	69.31	58.08	49.60	37.72	29.94	24.50	18.33					
21	1.13	2.19	5.29	10.29	15.19	20.02	29.55	38.95	57.48	75.76	93.86	111.82	91.11	74.57	62.50	53.36	40.60	32.21	26.37						
22	1.19	2.30	5.54	10.78	15.91	20.98	30.95	40.80	60.22	79.37	98.34	117.14	97.69	79.96	67.02	57.22	43.53	34.54	28.27						
23	1.24	2.40	5.79	11.27	16.64	21.93	32.36	42.65	62.95	82.98	102.80	122.47	104.43	85.47	71.63	61.16	46.52	36.92	28.62						
24	1.29	2.51	6.05	11.76	17.36	22.88	33.77	44.51	65.70	86.59	107.28	127.79	111.32	91.11	76.35	65.20	49.60	39.36	9.13						
25	1.34	2.61	6.30	12.25	18.08	23.83	35.17	46.37	68.43	90.20	111.74	133.11	118.34	96.87	81.18	69.31	52.73	41.84							
26	1.39	2.71	6.55	12.74	18.81	24.79	36.58	48.22	71.17	93.80	116.21	138.44	125.52	102.74	86.10	73.51	55.92	44.38							
28	1.51	2.93	7.05	13.72	20.25	26.70	39.40	51.93	76.64	101.02	125.15	149.10	140.27	114.82	96.22	82.15	62.50	22.63							
30	1.61	3.14	7.56	14.71	21.70	28.61	42.21	55.64	82.12	108.24	134.09	159.74	155.57	127.33	106.71	91.11	69.31								
32	1.72	3.35	8.06	15.68	23.15	30.51	45.03	59.35	87.59	115.45	143.03	170.39	171.38	140.27	117.56	100.37	66.15								
35	1.88	3.66	8.81	17.15	25.32	33.37	49.25	64.91	95.80	126.28	156.44	186.37	196.04	160.45	134.47	114.82	9.35								
40	2.15	4.18	10.07	19.60	28.93	38.14	56.29	74.18	109.49	144.32	178.79	212.99	239.51	196.04	164.29	88.45									
45	2.42	4.71	11.33	22.06	32.55	42.90	63.32	83.46	123.17	162.35	201.14	239.61	277.83	208.04	110.39										
Lubrication	Type A (Manual or Drip)				Type B (Oil Bath or Slinger)								Type C (Oil Pump)												

Note: If using multiple strand chain, multiply horsepower rating by the following: 2 strands: 1.7x, 3 strands: 2.5x, 4 strands: 3.3x, 5 strands or more: please contact Diamond Chain technical support

For optimum results, contact Diamond Chain technical support for drives operating in the shaded area

Heavy Series Horsepower Tables

#140H Roller Chain - Imperial Units (Horsepower)

# of teeth in small sprocket	Revolutions Per Minute – Small Sprocket																							
	5	10	25	44	50	75	100	150	200	300	400	500	600	700	800	900	1,000	1,200	1,400	1,600	1,800	2,000	2,200	2,400
11	1.21	2.36	5.69	9.79	11.07	16.34	21.54	31.79	41.90	61.84	81.50	86.80	66.03	52.40	42.89	35.94	30.69	23.35	18.53	15.16	12.71	10.85	9.40	8.25
12	1.32	2.58	6.21	10.68	12.08	17.83	23.50	34.68	45.71	67.46	88.91	98.90	75.24	59.70	48.87	40.95	34.97	26.60	21.11	17.28	14.48	12.36	10.72	
13	1.43	2.79	6.73	11.57	13.08	19.31	25.45	37.57	49.52	73.08	96.32	111.52	84.83	67.32	55.10	46.18	39.43	29.99	23.80	19.48	16.33	13.94		
14	1.55	3.01	7.24	12.46	14.09	20.80	27.41	40.46	53.32	78.70	103.73	124.63	94.81	75.24	61.58	51.61	44.06	33.52	26.60	21.77	18.25	15.58		
15	1.66	3.22	7.76	13.35	15.10	22.28	29.37	43.35	57.13	84.32	111.14	137.69	105.15	83.44	68.29	57.23	48.87	37.17	29.50	24.15	20.24			
16	1.77	3.44	8.28	14.24	16.10	23.77	31.33	46.24	60.94	89.94	118.55	146.87	115.83	91.92	75.24	63.05	53.83	40.95	32.50	26.60	22.29			
17	1.88	3.65	8.80	15.13	17.11	25.25	33.29	49.13	64.75	95.56	125.96	156.05	126.86	100.67	82.40	69.05	58.96	44.85	35.59	29.13				
18	1.99	3.86	9.31	16.02	18.12	26.74	35.24	52.02	68.56	101.19	133.37	165.23	138.22	109.68	89.77	75.24	64.24	48.87	38.78	31.74				
19	2.10	4.08	9.83	16.92	19.12	28.22	37.20	54.90	72.37	106.81	140.78	174.41	149.89	118.95	97.36	81.59	69.66	53.00	42.06	33.55				
20	2.21	4.29	10.35	17.81	20.13	29.71	39.16	57.79	76.18	112.43	148.19	183.59	161.88	128.46	105.15	88.12	75.24	57.23	45.42					
21	2.32	4.51	10.87	18.70	21.14	31.20	41.12	60.68	79.99	118.05	155.60	192.77	174.17	138.22	113.13	94.81	80.95	61.58	48.87					
22	2.43	4.72	11.38	19.59	22.14	32.68	43.08	63.57	83.80	123.67	163.01	201.95	186.76	148.21	121.30	101.66	86.80	66.03	52.40					
23	2.54	4.94	11.90	20.48	23.15	34.17	45.03	66.46	87.60	129.29	170.42	211.13	199.64	158.43	129.67	108.67	92.78	70.58	29.48					
24	2.65	5.15	12.42	21.37	24.16	35.65	46.99	69.35	91.41	134.91	177.83	220.31	212.80	168.87	138.22	115.83	98.90	75.24						
25	2.76	5.37	12.94	22.26	25.16	37.14	48.95	72.24	95.22	140.54	185.24	229.49	226.24	179.53	146.94	123.15	105.15	79.99						
26	2.87	5.58	13.45	23.15	26.17	38.62	50.91	75.13	99.03	146.16	192.65	238.67	239.95	190.41	155.85	130.61	111.52	84.83						
28	3.09	6.01	14.49	24.93	28.18	41.59	54.82	80.91	106.65	157.40	207.47	257.03	268.16	212.80	174.17	145.97	124.63	41.32						
30	3.31	6.44	15.52	26.71	30.20	44.56	58.74	86.69	114.27	168.64	222.28	275.39	297.40	236.00	193.16	161.88	138.22							
32	3.53	6.87	16.56	28.49	32.21	47.54	62.66	92.47	121.88	179.89	237.10	293.74	327.63	259.99	212.80	178.34	152.27							
35	3.86	7.51	18.11	31.16	35.23	51.99	68.53	101.14	133.31	196.75	259.33	321.28	374.76	297.40	243.41	203.99	66.13							
40	4.41	8.59	20.70	35.61	40.26	59.42	78.32	115.59	152.36	224.86	296.38	367.18	437.42	363.35	264.26	74.76								
45	4.97	9.66	23.28	40.06	45.29	66.85	88.11	130.04	171.40	252.96	333.43	413.08	492.09	352.89	132.45									
Lubrication	Type A (Manual or Drip)				Type B (Oil Bath or Slinger)								Type C (Oil Pump)											

Note: If using multiple strand chain, multiply horsepower rating by the following:
 2 strands: 1.7x
 3 strands: 2.5x
 4 strands: 3.3x

For optimum results, contact Diamond Chain technical support for drives operating in the shaded area

#140H Roller Chain - Metric Units (Kilowatts)

# of teeth in small sprocket	Revolutions Per Minute – Small Sprocket																							
	5	10	25	44	50	75	100	150	200	300	400	500	600	700	800	900	1,000	1,200	1,400	1,600	1,800	2,000	2,200	2,400
11	0.90	1.76	4.24	7.30	8.25	12.18	16.06	23.71	31.24	46.11	60.77	64.73	49.24	39.07	31.98	26.80	22.89	17.41	13.82	11.30	9.48	8.09	7.01	6.15
12	0.98	1.92	4.63	7.96	9.01	13.30	17.52	25.86	34.09	50.30	66.30	73.75	56.11	44.52	36.44	30.54	26.08	19.84	15.74	12.89	10.80	9.22	7.99	
13	1.07	2.08	5.02	8.63	9.75	14.40	18.98	28.02	36.93	54.50	71.83	83.16	63.26	50.20	41.09	34.44	29.40	22.36	17.75	14.53	12.18	10.40		
14	1.16	2.24	5.40	9.29	10.51	15.51	20.44	30.17	39.76	58.69	77.35	92.94	70.70	56.11	45.92	38.49	32.86	25.00	19.84	16.23	13.61	11.62		
15	1.24	2.40	5.79	9.96	11.26	16.61	21.90	32.33	42.60	62.88	82.88	102.68	78.41	62.22	50.92	42.68	36.44	27.72	22.00	18.01	15.09			
16	1.32	2.57	6.17	10.62	12.01	17.73	23.36	34.48	45.44	67.07	88.40	109.52	86.37	68.54	56.11	47.02	40.14	30.54	24.24	19.84	16.62			
17	1.40	2.72	6.56	11.28	12.76	18.83	24.82	36.64	48.28	71.26	93.93	116.37	94.60	75.07	61.45	51.49	43.97	33.44	26.54	21.72				
18	1.48	2.88	6.94	11.95	13.51	19.94	26.28	38.79	51.13	75.46	99.45	123.21	103.07	81.79	66.94	56.11	47.90	36.44	28.92	23.67				
19	1.57	3.04	7.33	12.62	14.26	21.04	27.74	40.94	53.97	79.65	104.98	130.06	111.77	88.70	72.60	60.84	51.95	39.52	31.36	25.02				
20	1.65	3.20	7.72	13.28	15.01	22.15	29.20	43.09	56.81	83.84	110.51	136.90	120.71	95.79	78.41	65.71	56.11	42.68	33.87					
21	1.73	3.36	8.11	13.94	15.76	23.27	30.66	45.25	59.65	88.03	116.03	143.75	129.88	103.07	84.36	70.70	60.36	45.92	36.44					
22	1.81	3.52	8.49	14.61	16.51	24.37	32.12	47.40	62.49	92.22	121.56	150.59	139.27	110.52	90.45	75.81	64.73	49.24	39.07					
23	1.89	3.68	8.87	15.27	17.26	25.48	33.58	49.56	65.32	96.41	127.08	157.44	148.87	118.14	96.69	81.04	69.19	52.63	21.98					
24	1.98	3.84	9.26	15.94	18.02	26.58	35.04	51.71	68.16	100.60	132.61	164.29	158.68	125.93	103.07	86.37	73.75	56.11						
25	2.06	4.00	9.65	16.60	18.76	27.70	36.50	53.87	71.01	104.80	138.13	171.13	168.71	133.88	109.57	91.83	78.41	59.65						
26	2.14	4.16	10.03	17.26	19.51	28.80	37.96	56.02	73.85	108.99	143.66	177.98	178.93	141.99	116.22	97.40	83.16	63.26						
28	2.30	4.48	10.81	18.59	21.01	31.01	40.88	60.33	79.53	117.37	154.71	191.67	199.97	158.68	129.88	108.85	92.94	30.81						
30	2.47	4.80	11.57	19.92	22.52	33.23	43.80	64.64	85.21	125.75	165.75	205.36	221.77	175.99	144.04	120.71	103.07							
32	2.63	5.12	12.35	21.24	24.02	35.45	46.73	68.95	90.89	134.14	176.81	219.04	244.31	193.87	158.68	132.99	113.55							
35	2.88	5.60	13.50	23.24	26.27	38.77	51.10	75.42	99.41	146.72	193.38	239.58	279.46	221.77	181.51	152.12	49.31							
40	3.29	6.41	15.44	26.55	30.02	44.31	58.40	86.20	113.61	167.68	221.01	273.81	326.18	270.95	197.06	55.75								
45	3.71	7.20	17.36	29.87	33.77	49.85	65.70	96.97	127.81	188.63	248.64	308.03	366.95	263.15	98.77									
Lubrication	Type A (Manual or Drip)				Type B (Oil Bath or Slinger)								Type C (Oil Pump)											

Note: If using multiple strand chain, multiply horsepower rating by the following:
 2 strands: 1.7x
 3 strands: 2.5x
 4 strands: 3.3x

For optimum results, contact Diamond Chain technical support for drives operating in the shaded area

Heavy Series Horsepower Tables

#160H Roller Chain - Imperial Units (Horsepower)

# of teeth in small sprocket	Revolutions Per Minute – Small Sprocket																							
	2	5	10	25	40	50	75	100	150	200	300	400	500	600	700	800	900	1,000	1,100	1,200	1,400	1,600	1,800	2,000
11	0.73	1.75	3.40	8.19	12.86	15.94	23.52	31.00	45.75	60.31	89.00	117.32	96.58	73.47	58.31	47.72	39.99	34.15	29.60	25.98	20.61	16.87	14.14	12.07
12	0.79	1.91	3.71	8.94	14.03	17.39	25.66	33.82	49.91	65.79	97.10	127.98	110.05	83.72	66.44	54.38	45.57	38.91	33.73	29.60	23.49	19.22	16.11	12.02
13	0.86	2.07	4.02	9.68	15.20	18.83	27.80	36.64	54.07	71.27	105.19	138.65	124.09	94.40	74.91	61.31	51.38	43.87	38.03	33.37	26.48	21.68	18.17	
14	0.92	2.22	4.33	10.43	16.37	20.28	29.93	39.46	58.23	76.75	113.28	149.31	138.68	105.50	83.72	68.52	57.43	49.03	42.50	37.30	29.60	24.23	8.08	
15	0.99	2.38	4.64	11.17	17.54	21.73	32.07	42.27	62.39	82.24	121.37	159.98	153.80	117.00	92.85	75.99	63.69	54.38	47.13	41.37	32.83	26.87		
16	1.05	2.54	4.94	11.92	18.71	23.18	34.21	45.09	66.55	87.72	129.46	170.64	169.43	128.89	102.28	83.72	70.16	59.90	51.92	45.57	36.16	29.60		
17	1.12	2.70	5.25	12.66	19.88	24.63	36.35	47.91	70.71	93.20	137.55	181.31	185.56	141.16	112.02	91.69	76.84	65.61	56.87	49.91	39.61			
18	1.19	2.86	5.56	13.41	21.05	26.08	38.49	50.73	74.87	98.68	145.64	191.97	202.17	153.80	122.05	99.90	83.72	71.48	61.96	54.38	43.15			
19	1.25	3.02	5.87	14.15	22.22	27.53	40.63	53.55	79.03	104.17	153.74	202.64	219.25	166.79	132.36	108.33	90.79	77.52	67.19	58.97	43.82			
20	1.32	3.18	6.18	14.89	23.39	28.98	42.76	56.37	83.19	109.65	161.83	213.30	236.79	180.13	142.95	117.00	98.05	83.72	72.57	63.69				
21	1.38	3.34	6.49	15.64	24.56	30.42	44.90	59.18	87.35	115.13	169.92	223.97	254.77	193.81	153.80	125.88	105.50	90.07	78.08	68.52				
22	1.45	3.49	6.80	16.38	25.73	31.87	47.04	62.00	91.51	120.61	178.01	234.63	273.18	207.82	164.91	134.98	113.12	96.58	83.72	73.47				
23	1.52	3.65	7.11	17.13	26.90	33.32	49.18	64.82	95.67	126.10	186.10	245.30	292.02	222.15	176.29	144.29	120.92	103.24	89.49	68.24				
24	1.58	3.81	7.42	17.87	28.07	34.77	51.32	67.64	99.83	131.58	194.19	255.96	311.27	236.79	187.91	153.80	128.89	110.05	95.39	21.76				
25	1.65	3.97	7.73	18.62	29.23	36.22	53.45	70.46	103.99	137.06	202.28	266.63	330.32	251.74	199.77	163.51	137.03	117.00	101.41					
26	1.71	4.13	8.03	19.36	30.40	37.67	55.59	73.28	108.14	142.54	210.37	277.29	343.53	267.00	211.88	173.42	145.33	124.09	67.09					
28	1.85	4.45	8.65	20.85	32.74	40.57	59.87	78.91	116.46	153.51	226.56	298.62	369.96	298.39	236.79	193.81	162.42	135.17						
30	1.98	4.77	9.27	22.34	35.08	43.46	64.15	84.55	124.78	164.47	242.74	319.95	396.38	330.92	262.61	214.94	180.13	49.06						
32	2.11	5.08	9.89	23.83	37.42	46.36	68.42	90.18	133.10	175.44	258.92	341.28	422.81	364.56	289.30	236.79	157.70							
35	2.31	5.56	10.82	26.07	40.93	50.71	74.84	98.64	145.58	191.88	283.20	373.28	462.45	417.01	330.92	270.86	22.30							
40	2.64	6.35	12.36	29.79	46.78	57.95	85.53	112.73	166.38	219.30	323.65	426.60	528.51	509.49	345.15	57.42								
45	2.97	7.15	13.91	33.51	52.62	65.19	96.22	126.82	187.17	246.71	364.11	479.93	594.58	495.96	173.00									
Lubrication	Type A (Manual or Drip)				Type B (Oil Bath or Slinger)								Type C (Oil Pump)											

Note: If using multiple strand chain, multiply horsepower rating by the following:
 2 strands: 1.7x
 3 strands: 2.5x
 4 strands: 3.3x

For optimum results, contact Diamond Chain technical support for drives operating in the shaded area

#160H Roller Chain - Metric Units (Kilowatts)

# of teeth in small sprocket	Revolutions Per Minute – Small Sprocket																							
	2	5	10	25	40	50	75	100	150	200	300	400	500	600	700	800	900	1,000	1,100	1,200	1,400	1,600	1,800	2,000
11	0.54	1.30	2.54	6.11	9.59	11.89	17.54	23.12	34.12	44.97	66.37	87.49	72.02	54.79	43.48	35.58	29.82	25.47	22.07	19.37	15.37	12.58	10.54	9.00
12	0.59	1.42	2.77	6.67	10.46	12.97	19.13	25.22	37.22	49.06	72.41	95.43	82.06	62.43	49.54	40.55	33.98	29.02	25.15	22.07	17.52	14.33	12.01	8.96
13	0.64	1.54	3.00	7.22	11.33	14.04	20.73	27.32	40.32	53.15	78.44	103.39	92.53	70.39	55.86	45.72	38.31	32.71	28.36	24.88	19.75	16.17	13.55	
14	0.69	1.66	3.23	7.78	12.21	15.12	22.32	29.43	43.42	57.23	84.47	111.34	103.41	78.67	62.43	51.10	42.83	36.56	31.69	27.81	22.07	18.07	6.03	
15	0.74	1.77	3.46	8.33	13.08	16.20	23.91	31.52	46.52	61.33	90.51	119.30	114.69	87.25	69.24	56.67	47.49	40.55	35.14	30.85	24.48	20.04		
16	0.78	1.89	3.68	8.89	13.95	17.29	25.51	33.62	49.63	65.41	96.54	127.25	126.34	96.11	76.27	62.43	52.32	44.67	38.72	33.98	26.96	22.07		
17	0.84	2.01	3.91	9.44	14.82	18.37	27.11	35.73	52.73	69.50	102.57	135.20	138.37	105.26	83.53	68.37	57.30	48.93	42.41	37.22	29.54			
18	0.89	2.13	4.15	10.00	15.70	19.45	28.70	37.83	55.83	73.59	108.60	143.15	150.76	114.69	91.01	74.50	62.43	53.30	46.20	40.55	32.18			
19	0.93	2.25	4.38	10.55	16.57	20.53	30.30	39.93	58.93	77.68	114.64	151.11	163.49	124.38	98.70	80.78	67.70	57.81	50.10	43.97	32.68			
20	0.98	2.37	4.61	11.10	17.44	21.61	31.89	42.04	62.03	81.77	120.68	159.06	176.57	134.32	106.60	87.25	73.12	62.43	54.12	47.49				
21	1.03	2.49	4.84	11.66	18.31	22.68	33.48	44.13	65.14	85.85	126.71	167.01	189.98	144.52	114.69	93.87	78.67	67.17	58.22	51.10				
22	1.08	2.60	5.07	12.21	19.19	23.77	35.08	46.23	68.24	89.94	132.74	174.96	203.71	154.97	122.97	100.65	84.35	72.02	62.43	54.79				
23	1.13	2.72	5.30	12.77	20.06	24.85	36.67	48.34	71.34	94.03	138.77	182.92	217.76	165.66	131.46	107.60	90.17	76.99	66.73	50.89				
24	1.18	2.84	5.53	13.33	20.93	25.93	38.27	50.44	74.44	98.12	144.81	190.87	232.11	176.57	140.12	114.69	96.11	82.06	71.13	16.23				
25	1.23	2.96	5.76	13.88	21.80	27.01	39.86	52.54	77.55	102.21	150.84	198.83	246.32	187.72	148.97	121.93	102.18	87.25	75.62					
26	1.28	3.08	5.99	14.44	22.67	28.09	41.45	54.64	80.64	106.29	156.87	206.78	256.17	199.10	158.00	129.32	108.37	92.53	50.03					
28	1.38	3.32	6.45	15.55	24.41	30.25	44.65	58.84	86.84	114.47	168.95	222.68	275.88	222.51	176.57	144.52	121.12	100.80						
30	1.48	3.56	6.91	16.66	26.16	32.41	47.84	63.05	93.05	122.65	181.01	238.59	295.58	246.77	195.83	160.28	134.32	36.58						
32	1.57	3.79	7.37	17.77	27.90	34.57	51.02	67.25	99.25	130.83	193.08	254.49	315.29	271.85	215.73	176.57	117.60							
35	1.72	4.15	8.07	19.44	30.52	37.81	55.81	73.56	108.56	143.08	211.18	278.35	344.85	310.96	246.77	201.98	16.63							
40	1.97	4.74	9.22	22.21	34.88	43.21	63.78	84.06	124.07	163.53	241.35	318.12	394.11	379.93	257.38	42.82								
45	2.21	5.33	10.37	24.99	39.24	48.61	71.75	94.57	139.57	183.97	271.52	357.88	443.38	369.84	129.01									
Lubrication	Type A (Manual or Drip)				Type B (Oil Bath or Slinger)								Type C (Oil Pump)											

Note: If using multiple strand chain, multiply horsepower rating by the following:
 2 strands: 1.7x
 3 strands: 2.5x
 4 strands: 3.3x

For optimum results, contact Diamond Chain technical support for drives operating in the shaded area

Heavy Series Horsepower Tables

180H Roller Chain - Imperial Units (Horsepower)

# of teeth in small sprocket	Revolutions Per Minute – Small Sprocket																						
	2	5	10	25	37	50	75	100	150	200	300	400	500	600	700	800	900	1,000	1,100	1,200	1,400	1,600	1,800
11	0.99	2.40	4.66	11.24	16.38	21.87	32.27	42.54	62.78	82.75	122.13	148.32	106.13	80.73	64.07	52.44	43.95	37.52	32.52	28.54	22.65	18.54	15.54
12	1.09	2.62	5.09	12.26	17.87	23.86	35.21	46.41	68.49	90.28	133.24	169.00	120.92	91.99	73.00	59.75	50.07	42.75	37.06	32.52	25.81	21.12	2.40
13	1.18	2.83	5.51	13.29	19.36	25.84	38.14	50.28	74.20	97.80	144.34	190.25	136.35	103.72	82.31	67.37	56.46	48.21	41.79	36.67	29.10	23.82	
14	1.27	3.05	5.94	14.31	20.85	27.83	41.08	54.14	79.91	105.32	155.44	204.89	152.38	115.92	91.99	75.29	63.10	53.87	46.70	40.98	32.52	10.23	
15	1.36	3.27	6.36	15.33	22.33	29.82	44.01	58.01	85.61	112.85	166.55	219.52	169.00	128.56	102.02	83.50	69.98	59.75	51.79	45.45	36.07		
16	1.45	3.49	6.78	16.35	23.82	31.81	46.94	61.88	91.32	120.37	177.65	234.16	186.17	141.63	112.39	91.99	77.09	65.82	57.05	50.07	39.74		
17	1.54	3.71	7.21	17.37	25.31	33.80	49.88	65.74	97.03	127.89	188.75	248.79	203.90	155.11	123.09	100.75	84.43	72.09	62.49	54.84			
18	1.63	3.92	7.63	18.40	26.80	35.78	52.81	69.61	102.74	135.42	199.86	263.43	222.15	169.00	134.11	109.77	91.99	78.54	68.08	59.75			
19	1.72	4.14	8.06	19.42	28.29	37.77	55.75	73.48	108.45	142.94	210.96	278.06	240.92	183.27	145.44	119.04	99.76	85.18	73.83	64.80			
20	1.81	4.36	8.48	20.44	29.78	39.76	58.68	77.35	114.15	150.46	222.06	292.70	260.19	197.93	157.07	128.56	107.74	91.99	79.74	55.31			
21	1.90	4.58	8.90	21.46	31.27	41.75	61.62	81.21	119.86	157.99	233.17	307.33	279.94	212.96	169.00	138.32	115.92	98.97	85.79				
22	1.99	4.80	9.33	22.48	32.76	43.74	64.55	85.08	125.57	165.51	244.27	321.97	300.17	228.35	181.21	148.32	124.30	106.13	87.35				
23	2.08	5.01	9.75	23.50	34.25	45.72	67.48	88.95	131.28	173.03	255.37	336.60	320.87	244.10	193.70	158.54	132.87	113.45	29.32				
24	2.17	5.23	10.18	24.53	35.74	47.71	70.42	92.82	136.98	180.56	266.48	351.24	342.02	260.19	206.47	169.00	141.63	120.92					
25	2.26	5.45	10.60	25.55	37.22	49.70	73.35	96.68	142.69	188.08	277.58	365.87	363.62	276.62	219.51	179.67	150.57	96.16					
26	2.35	5.67	11.03	26.57	38.71	51.69	76.29	100.55	148.40	195.60	288.68	380.51	385.66	293.38	232.81	190.55	159.69	37.53					
28	2.53	6.10	11.87	28.61	41.69	55.66	82.15	108.28	159.81	210.65	310.89	409.77	431.00	327.87	260.19	212.96	146.32						
30	2.71	6.54	12.72	30.66	44.67	59.64	88.02	116.02	171.23	225.69	333.09	439.04	477.99	363.62	288.56	236.18	30.96						
32	2.89	6.98	13.57	32.70	47.65	63.62	93.89	123.75	182.64	240.74	355.30	468.31	526.58	400.58	317.89	199.60							
35	3.17	7.63	14.84	35.75	52.11	69.58	102.69	135.36	199.77	263.31	388.61	512.22	602.34	458.22	363.62	28.22							
40	3.62	8.72	16.96	40.88	59.56	79.52	117.36	154.69	228.31	300.93	444.13	585.39	725.24	559.83	123.60								
45	4.07	9.81	19.08	45.99	67.00	89.46	132.03	174.03	256.84	338.54	499.64	658.57	750.00	333.00									
Lubrication	Type A (Manual or Drip)				Type B (Oil Bath or Slinger)								Type C (Oil Pump)										

Note: If using multiple strand chain, multiply horsepower rating by the following:
 2 strands: 1.7x
 3 strands: 2.5x

For optimum results, contact Diamond Chain technical support for drives operating in the shaded area

#180H Roller Chain - Metric Units (Kilowatts)

# of teeth in small sprocket	Revolutions Per Minute – Small Sprocket																						
	2	5	10	25	37	50	75	100	150	200	300	400	500	600	700	800	900	1,000	1,100	1,200	1,400	1,600	1,800
11	0.74	1.79	3.47	8.38	12.21	16.31	24.06	31.72	46.82	61.71	91.07	110.60	79.14	60.20	47.78	39.10	32.77	27.98	24.25	21.28	16.89	13.83	11.59
12	0.81	1.95	3.80	9.14	13.33	17.79	26.26	34.61	51.07	67.32	99.36	126.02	90.17	68.60	54.44	44.56	37.34	31.88	27.64	24.25	19.25	15.75	1.79
13	0.88	2.11	4.11	9.91	14.44	19.27	28.44	37.49	55.33	72.93	107.63	141.87	101.68	77.34	61.38	50.24	42.10	35.95	31.16	27.34	21.70	17.76	
14	0.95	2.27	4.43	10.67	15.55	20.75	30.63	40.37	59.59	78.54	115.91	152.79	113.63	86.44	68.60	56.14	47.05	40.17	34.82	30.56	24.25	7.63	
15	1.01	2.44	4.74	11.43	16.65	22.24	32.82	43.26	63.84	84.15	124.20	163.70	126.02	95.87	76.08	62.27	52.18	44.56	38.62	33.89	26.90		
16	1.08	2.60	5.06	12.19	17.76	23.72	35.00	46.14	68.10	89.76	132.47	174.61	138.83	105.61	83.81	68.60	57.49	49.08	42.54	37.34	29.63		
17	1.15	2.77	5.38	12.95	18.87	25.20	37.20	49.02	72.36	95.37	140.75	185.52	152.05	115.67	91.79	75.13	62.96	53.76	46.60	40.89			
18	1.22	2.92	5.69	13.72	19.98	26.68	39.38	51.91	76.61	100.98	149.04	196.44	165.66	126.02	100.01	81.86	68.60	58.57	50.77	44.56			
19	1.28	3.09	6.01	14.48	21.10	28.17	41.57	54.79	80.87	106.59	157.31	207.35	179.65	136.66	108.45	88.77	74.39	63.52	55.06	48.32			
20	1.35	3.25	6.32	15.24	22.21	29.65	43.76	57.68	85.12	112.20	165.59	218.27	194.02	147.60	117.13	95.87	80.34	68.60	59.46	41.24			
21	1.42	3.42	6.64	16.00	23.32	31.13	45.95	60.56	89.38	117.81	173.87	229.18	208.75	158.80	126.02	103.15	86.44	73.80	63.97				
22	1.48	3.58	6.96	16.76	24.43	32.62	48.13	63.44	93.64	123.42	182.15	240.09	223.84	170.28	135.13	110.60	92.69	79.14	65.14				
23	1.55	3.74	7.27	17.52	25.54	34.09	50.32	66.33	97.90	129.03	190.43	251.00	239.27	182.03	144.44	118.22	99.08	84.60	21.86				
24	1.62	3.90	7.59	18.29	26.65	35.58	52.51	69.22	102.15	134.64	198.71	261.92	255.04	194.02	153.96	126.02	105.61	90.17					
25	1.69	4.06	7.90	19.05	27.75	37.06	54.70	72.09	106.40	140.25	206.99	272.83	271.15	206.28	163.69	133.98	112.28	71.71					
26	1.75	4.23	8.23	19.81	28.87	38.55	56.89	74.98	110.66	145.86	215.27	283.75	287.59	218.77	173.61	142.09	119.08	27.99					
28	1.89	4.55	8.85	21.33	31.09	41.51	61.26	80.74	119.17	157.08	231.83	305.57	321.40	244.49	194.02	158.80	109.11						
30	2.02	4.88	9.49	22.86	33.31	44.47	65.64	86.52	127.69	168.30	248.39	327.39	356.44	271.15	215.18	176.12	23.09						
32	2.16	5.20	10.12	24.38	35.53	47.44	70.01	92.28	136.19	179.52	264.95	349.22	392.67	298.71	237.05	148.84							
35	2.36	5.69	11.07	26.67	38.86	51.89	76.58	100.94	148.97	196.35	289.79	381.96	449.16	341.69	271.15	21.04							
40	2.70	6.50	12.65	30.48	44.41	59.30	87.52	115.35	170.25	224.40	331.19	436.53	540.81	417.47	92.17								
45	3.03	7.32	14.23	34.29	49.96	66.71	98.45	129.77	191.53	252.45	372.58	491.10	559.28	248.32									
Lubrication	Type A (Manual or Drip)				Type B (Oil Bath or Slinger)								Type C (Oil Pump)										

Note: If using multiple strand chain, multiply horsepower rating by the following:
 2 strands: 1.7x
 3 strands: 2.5x

For optimum results, contact Diamond Chain technical support for drives operating in the shaded area

Diamond Chain
Diamond Difference
Selection Guide
Carbon Steel
Corrosion & Moisture Resistant
Reduced Maintenance
Attachments
Application Specific
Horsepower Tables
Chain Components
Tools, Troubleshooting
Ordering Information
Terms and Conditions

Heavy Series Horsepower Tables

#200H Roller Chain - Imperial Units (Horsepower)

# of teeth in small sprocket	Revolutions Per Minute – Small Sprocket																						
	2	5	10	25	33	50	75	100	150	200	250	300	400	500	600	700	800	900	1,000	1,100	1,200	1,400	1,600
11	1.37	3.31	6.44	15.51	20.25	30.17	44.53	58.70	86.63	114.18	141.46	168.52	161.36	115.46	87.83	69.70	57.05	47.81	40.82	35.38	31.05	24.64	20.17
12	1.50	3.61	7.02	16.92	22.09	32.92	48.58	64.03	94.51	124.57	154.32	183.84	183.86	131.56	100.08	79.42	65.00	54.48	46.51	40.32	35.38	28.08	18.78
13	1.62	3.91	7.61	18.33	23.93	35.66	52.63	69.37	102.38	134.95	167.18	199.16	207.31	148.34	112.85	89.55	73.30	61.43	52.45	45.46	39.90	31.66	
14	1.75	4.21	8.19	19.74	25.77	38.40	56.68	74.71	110.26	145.33	180.04	214.48	231.69	165.78	126.11	100.08	81.91	68.65	58.61	50.80	44.59	35.38	
15	1.87	4.51	8.78	21.15	27.61	41.15	60.73	80.04	118.13	155.71	192.90	229.80	256.95	183.86	139.87	110.99	90.85	76.13	65.00	56.34	49.45		
16	2.00	4.81	9.36	22.56	29.45	43.89	64.77	85.38	126.01	166.09	205.76	245.12	283.07	202.55	154.08	122.27	100.08	83.87	71.61	62.07	54.48		
17	2.12	5.11	9.95	23.97	31.29	46.63	68.82	90.71	133.88	176.47	218.62	260.44	310.02	221.83	168.75	133.91	109.61	91.86	78.43	67.98	59.66		
18	2.25	5.41	10.53	25.38	33.13	49.38	72.87	96.05	141.76	186.85	231.48	275.76	337.77	241.69	183.86	145.90	119.42	100.08	85.45	74.07	11.75		
19	2.37	5.71	11.12	26.79	34.97	52.12	76.92	101.39	149.63	197.23	244.35	291.08	366.30	262.11	199.39	158.23	129.51	108.53	92.67	80.32			
20	2.50	6.02	11.70	28.20	36.82	54.86	80.97	106.72	157.51	207.61	257.21	306.40	395.60	283.07	215.34	170.88	139.87	117.21	100.08	31.07			
21	2.62	6.32	12.29	29.61	38.66	57.60	85.02	112.06	165.38	217.99	270.07	321.72	425.64	304.56	231.69	183.86	150.49	126.11	107.68				
22	2.75	6.62	12.87	31.02	40.50	60.35	89.07	117.40	173.26	228.37	282.93	337.04	456.40	326.57	248.43	197.15	161.36	135.23	86.70				
23	2.87	6.92	13.46	32.43	42.34	63.09	93.11	122.73	181.14	238.75	295.79	352.36	464.44	349.09	265.56	210.74	172.49	144.55	11.76				
24	3.00	7.22	14.04	33.84	44.18	65.83	97.16	128.07	189.01	249.13	308.65	367.68	484.64	372.10	283.07	224.63	183.86	154.08					
25	3.12	7.52	14.63	35.25	46.02	68.58	101.21	133.40	196.89	259.51	321.51	383.00	504.83	395.60	300.94	238.82	195.47	118.72					
26	3.24	7.82	15.21	36.66	47.86	71.32	105.26	138.74	204.76	269.89	334.37	398.32	525.02	419.57	319.18	253.29	207.31	46.33					
Lubrication	Type A (Manual or Drip)				Type B (Oil Bath or Slinger)								Type C (Oil Pump)										

Note: If using multiple strand chain, multiply horsepower rating by the following:

2 strands: 1.7x
3 strands: 2.5x

For optimum results, contact Diamond Chain technical support for drives operating in the shaded area

#200H Roller Chain - Metric Units (Kilowatts)

# of teeth in small sprocket	Revolutions Per Minute – Small Sprocket																						
	2	5	10	25	33	50	75	100	150	200	250	300	400	500	600	700	800	900	1,000	1,100	1,200	1,400	1,600
11	1.02	2.47	4.80	11.57	15.10	22.50	33.21	43.77	64.60	85.14	105.49	125.67	120.33	86.10	65.49	51.98	42.54	35.65	30.44	26.38	23.15	18.37	15.04
12	1.12	2.69	5.23	12.62	16.47	24.55	36.23	47.75	70.48	92.89	115.08	137.09	137.10	98.10	74.63	59.22	48.47	40.63	34.68	30.07	26.38	20.94	14.00
13	1.21	2.92	5.67	13.67	17.84	26.59	39.25	51.73	76.34	100.63	124.67	148.51	154.59	110.62	84.15	66.78	54.66	45.81	39.11	33.90	29.75	23.61	
14	1.30	3.14	6.11	14.72	19.22	28.63	42.27	55.71	82.22	108.37	134.26	159.94	172.77	123.62	94.04	74.63	61.08	51.19	43.71	37.88	33.25	26.38	
15	1.39	3.36	6.55	15.77	20.59	30.69	45.29	59.69	88.09	116.11	143.85	171.36	191.61	137.10	104.30	82.77	67.75	56.77	48.47	42.01	36.87		
16	1.49	3.59	6.98	16.82	21.96	32.73	48.30	63.67	93.97	123.85	153.44	182.79	211.09	151.04	114.90	91.18	74.63	62.54	53.40	46.29	40.63		
17	1.58	3.81	7.42	17.87	23.33	34.77	51.32	67.64	99.83	131.59	163.02	194.21	231.18	165.42	125.84	99.86	81.74	68.50	58.49	50.69	44.49		
18	1.68	4.03	7.85	18.93	24.71	36.82	54.34	71.62	105.71	139.33	172.61	205.63	251.88	180.23	137.10	108.80	89.05	74.63	63.72	55.23	8.76		
19	1.77	4.26	8.29	19.98	26.08	38.87	57.36	75.61	111.58	147.07	182.21	217.06	273.15	195.46	148.69	117.99	96.58	80.93	69.10	59.89			
20	1.86	4.49	8.72	21.03	27.46	40.91	60.38	79.58	117.46	154.81	191.80	228.48	295.00	211.09	160.58	127.43	104.30	87.40	74.63	23.17			
21	1.95	4.71	9.16	22.08	28.83	42.95	63.40	83.56	123.32	162.56	201.39	239.91	317.40	227.11	172.77	137.10	112.22	94.04	80.30				
22	2.05	4.94	9.60	23.13	30.20	45.00	66.42	87.55	129.20	170.30	210.98	251.33	340.34	243.52	185.25	147.01	120.33	100.84	64.65				
23	2.14	5.16	10.04	24.18	31.57	47.05	69.43	91.52	135.08	178.04	220.57	262.75	346.33	260.32	198.03	157.15	128.63	107.79	8.77				
24	2.24	5.38	10.47	25.23	32.95	49.09	72.45	95.50	140.94	185.78	230.16	274.18	361.40	277.47	211.09	167.51	137.10	114.90					
25	2.33	5.61	10.91	26.29	34.32	51.14	75.47	99.48	146.82	193.52	239.75	285.60	376.45	295.00	224.41	178.09	145.76	88.53					
26	2.42	5.83	11.34	27.34	35.69	53.18	78.49	103.46	152.69	201.26	249.34	297.03	391.51	312.87	238.01	188.88	154.59	34.55					
Lubrication	Type A (Manual or Drip)				Type B (Oil Bath or Slinger)								Type C (Oil Pump)										

Note: If using multiple strand chain, multiply horsepower rating by the following:

2 strands: 1.7x
3 strands: 2.5x

For optimum results, contact Diamond Chain technical support for drives operating in the shaded area

Heavy Series Horsepower Tables

#240H Roller Chain - Imperial Units (Horsepower)

# of teeth in small sprocket	Revolutions Per Minute – Small Sprocket																						
	2	5	10	25	36	50	75	100	150	200	250	300	400	500	600	700	800	900	1,000	1,100	1,200	1,300	1,400
11	2.33	5.62	10.93	26.33	28.35	51.23	75.60	99.65	147.07	193.85	240.16	286.10	186.70	133.59	101.63	80.65	66.01	55.32	47.23	40.94	35.93	31.87	28.51
12	2.54	6.13	11.92	28.73	30.93	55.88	82.48	108.71	160.44	211.48	262.00	312.11	212.73	152.22	115.80	91.89	75.21	63.03	53.82	46.65	40.94	36.31	
13	2.75	6.64	12.91	31.12	33.51	60.54	89.35	117.77	173.81	229.10	283.83	338.12	239.87	171.64	130.57	103.61	84.81	71.07	60.68	52.60	46.16		
14	2.97	7.15	13.91	33.52	36.09	65.20	96.22	126.83	187.18	246.72	305.66	364.13	268.07	191.82	145.92	115.80	94.78	79.43	67.82	58.78	18.18		
15	3.18	7.66	14.90	35.91	38.66	69.85	103.10	135.89	200.55	264.35	327.50	390.14	297.30	212.73	161.83	128.42	105.11	88.09	75.21	65.19			
16	3.39	8.17	15.89	38.30	41.24	74.51	109.97	144.95	213.92	281.97	349.33	416.15	327.52	234.35	178.28	141.47	115.80	97.04	82.86				
17	3.60	8.68	16.89	40.70	43.82	79.17	116.84	154.01	227.29	299.59	371.16	442.16	358.70	256.66	195.25	154.94	126.82	106.28	90.74				
18	3.81	9.19	17.88	43.09	46.40	83.83	123.72	163.07	240.66	317.21	392.99	468.17	390.81	279.64	212.73	168.81	138.17	115.80	16.92				
19	4.03	9.70	18.87	45.48	48.97	88.48	130.59	172.13	254.03	334.84	414.83	494.18	423.82	303.26	230.70	183.08	149.84	125.58					
20	4.24	10.21	19.87	47.88	51.55	93.14	137.46	181.18	267.40	352.46	436.66	520.19	457.72	327.52	249.15	197.72	161.83	98.33					
21	4.45	10.72	20.86	50.27	54.13	97.80	144.33	190.24	280.78	370.08	458.49	546.19	492.48	352.39	268.07	212.73	174.12						
22	4.66	11.23	21.85	52.67	56.71	102.45	151.21	199.30	294.15	387.71	480.33	572.20	528.07	377.85	287.44	228.10	186.70						
23	4.87	11.74	22.85	55.06	59.28	107.11	158.08	208.36	307.52	405.33	502.16	598.21	564.48	403.91	307.26	243.83	153.53						
24	5.09	12.26	23.84	57.45	61.86	111.77	164.95	217.42	320.89	422.95	523.99	624.22	601.69	430.53	327.52	259.91	48.97						
25	5.30	12.77	24.83	59.85	64.44	116.42	171.83	226.48	334.26	440.58	545.83	650.23	639.68	457.72	348.20	276.32							
26	5.51	13.28	25.83	62.24	67.02	121.08	178.70	235.54	347.63	458.20	567.66	676.24	678.45	485.46	369.30	293.06							

Note: If using multiple strand chain, multiply horsepower rating by the following:
 2 strands: 1.7x
 3 strands: 2.5x

For optimum results, contact Diamond Chain technical support for drives operating in the shaded area

#240H Roller Chain - Metric Units (Kilowatts)

# of teeth in small sprocket	Revolutions Per Minute – Small Sprocket																						
	2	5	10	25	36	50	75	100	150	200	250	300	400	500	600	700	800	900	1,000	1,100	1,200	1,300	1,400
11	1.74	4.19	8.15	19.63	21.14	38.20	56.37	74.31	109.67	144.55	179.09	213.34	139.22	99.62	75.79	60.14	49.22	41.25	35.22	30.53	26.79	23.77	21.26
12	1.89	4.57	8.89	21.42	23.06	41.67	61.51	81.07	119.64	157.70	195.37	232.74	158.63	113.51	86.35	68.52	56.08	47.00	40.13	34.79	30.53	27.08	
13	2.05	4.95	9.63	23.21	24.99	45.14	66.63	87.82	129.61	170.84	211.65	252.14	178.87	127.99	97.37	77.26	63.24	53.00	45.25	39.22	34.42		
14	2.21	5.33	10.37	25.00	26.91	48.62	71.75	94.58	139.58	183.98	227.93	271.53	199.90	143.04	108.81	86.35	70.68	59.23	50.57	43.83	13.56		
15	2.37	5.71	11.11	26.78	28.83	52.09	76.88	101.33	149.55	197.13	244.22	290.93	221.70	158.63	120.68	95.76	78.38	65.69	56.08	48.61			
16	2.53	6.09	11.85	28.56	30.75	55.56	82.00	108.09	159.52	210.27	260.50	310.32	244.23	174.75	132.94	105.49	86.35	72.36	61.79				
17	2.68	6.47	12.59	30.35	32.68	59.04	87.13	114.85	169.49	223.40	276.77	329.72	267.48	191.39	145.60	115.54	94.57	79.25	67.66				
18	2.84	6.85	13.33	32.13	34.60	62.51	92.26	121.60	179.46	236.54	293.05	349.11	291.43	208.53	158.63	125.88	103.03	86.35	12.62				
19	3.01	7.23	14.07	33.91	36.52	65.98	97.38	128.36	189.43	249.69	309.34	368.51	316.04	226.14	172.03	136.52	111.74	93.65					
20	3.16	7.61	14.82	35.70	38.44	69.45	102.50	135.11	199.40	262.83	325.62	387.91	341.32	244.23	185.79	147.44	120.68	73.32					
21	3.32	7.99	15.56	37.49	40.36	72.93	107.63	141.86	209.38	275.97	341.90	407.29	367.24	262.78	199.90	158.63	129.84						
22	3.47	8.37	16.29	39.28	42.29	76.40	112.76	148.62	219.35	289.12	358.18	426.69	393.78	281.76	214.34	170.09	139.22						
23	3.63	8.75	17.04	41.06	44.21	79.87	117.88	155.37	229.32	302.25	374.46	446.09	420.93	301.20	229.12	181.82	114.49						
24	3.80	9.14	17.78	42.84	46.13	83.35	123.00	162.13	239.29	315.39	390.74	465.48	448.68	321.05	244.23	193.81	36.52						
25	3.95	9.52	18.52	44.63	48.05	86.81	128.13	168.89	249.26	328.54	407.03	484.88	477.01	341.32	259.65	206.05							
26	4.11	9.90	19.26	46.41	49.98	90.29	133.26	175.64	259.23	341.68	423.30	504.27	505.92	362.01	275.39	218.53							

Note: If using multiple strand chain, multiply horsepower rating by the following:
 2 strands: 1.7x
 3 strands: 2.5x

For optimum results, contact Diamond Chain technical support for drives operating in the shaded area

Double Pitch Series Horsepower Tables

#2040 Double Pitch Roller Chain - Imperial Units (Horsepower)

# of teeth in small sprocket	Revolutions Per Minute – Small Sprocket																			
	25	50	100	150	200	250	300	350	400	450	500	550	600	700	800	900	1,000	1,100	1,200	1,300
6	0.10	0.17																		
7	0.12	0.21	0.36	0.47	0.55															
8	0.14	0.26	0.45	0.64	0.73	0.82	0.90													
9	0.16	0.30	0.53	0.72	0.89	1.03	1.14	1.24	1.32											
10	0.18	0.34	0.61	0.84	1.04	1.22	1.37	1.50	1.62	1.71	1.79	1.86								
11	0.20	0.38	0.69	0.96	1.19	1.40	1.59	1.76	1.90	2.03	2.14	2.24	2.32							
12	0.22	0.42	0.77	1.07	1.34	1.58	1.80	2.00	2.17	2.33	2.47	2.60	2.70	2.88						
13	0.24	0.46	0.84	1.18	1.48	1.76	2.01	2.23	2.44	2.62	2.79	2.94	3.07	3.30	3.47					
14	0.26	0.50	0.92	1.29	1.62	1.93	2.20	2.46	2.69	2.90	3.09	3.27	3.43	3.70	3.91	4.07				
15	0.28	0.54	0.99	1.39	1.76	2.09	2.40	2.68	2.94	3.17	3.39	3.59	3.77	4.08	4.33	4.52	4.66			
16	0.30	0.57	1.06	1.50	1.89	2.25	2.59	2.89	3.17	3.43	3.67	3.89	4.09	4.44	4.73	4.96	5.13			
17	0.32	0.61	1.13	1.60	2.02	2.41	2.77	3.10	3.41	3.69	3.95	4.19	4.41	4.79	5.11	5.37	5.57	5.72		
18	0.34	0.65	1.20	1.70	2.15	2.57	2.95	3.30	3.63	3.93	4.21	4.47	4.71	5.13	5.48	5.77	5.99	6.16		
19	0.36	0.68	1.27	1.80	2.28	2.72	3.12	3.50	3.85	4.17	4.47	4.75	5.01	5.46	5.83	6.14	6.39	6.58	6.71	
20	0.38	0.72	1.34	1.89	2.40	2.87	3.30	3.70	4.07	4.41	4.73	5.02	5.29	5.77	6.17	6.51	6.77	6.97	7.11	
21	0.40	0.76	1.41	1.99	2.52	3.01	3.47	3.89	4.28	4.64	4.97	5.28	5.57	6.07	6.50	6.85	7.13	7.35	7.50	
22	0.42	0.79	1.47	2.09	2.64	3.16	3.63	4.07	4.48	4.86	5.21	5.53	5.83	6.37	6.81	7.18	7.48	7.70	7.87	
23	0.44	0.83	1.54	2.18	2.76	3.30	3.80	4.26	4.68	5.08	5.44	5.78	6.09	6.60	7.12	7.50	7.81	8.04	8.21	8.31
24	0.46	0.87	1.61	2.27	2.88	3.44	3.96	4.43	4.88	5.29	5.67	6.02	6.35	6.92	7.41	7.80	8.12	8.36	8.53	8.64
25	0.48	0.90	1.67	2.36	3.00	3.58	4.11	4.61	5.07	5.50	5.89	6.26	6.59	7.19	7.69	8.10	8.42	8.67	8.84	8.94
30	0.57	1.08	1.99	2.81	3.56	4.24	4.87	5.45	5.98	6.47	6.93	7.34	7.80	8.39	8.94	9.39	9.72	9.96	10.11	10.10
35	0.66	1.25	2.30	3.24	4.09	4.86	5.57	6.21	6.81	7.35	7.85	8.30	8.72	9.43	9.99	10.43	10.73	10.93	11.01	
40	0.75	1.41	2.60	3.65	4.59	5.44	6.22	6.93	7.57	8.15	8.68	9.16	9.59	10.31	10.86	11.20	11.50	11.61		
45	0.84	1.58	2.89	4.04	5.07	6.00	6.83	7.59	8.27	8.88	9.43	9.92	10.30	11.00	11.56	11.88	12.03			
50	0.93	1.74	3.17	4.42	5.53	6.52	7.41	8.20	8.91	9.54	10.10	10.59	11.01	11.67	12.11	12.33				
55	1.01	1.90	3.44	4.79	5.97	7.02	7.95	8.77	9.50	10.20	10.70	11.17	11.58	12.18						
60	1.10	2.05	3.71	5.14	6.39	7.49	8.46	9.31	10.00	10.68	11.23	11.69	12.06							

Lubrication Type A: Manual (4-10 drops/min) or Oil Bath Type B: Rapid Drip (20 drops/min) or Oil Bath or Slinger Type C: Continuous with Oil Slinger or Oil Stream

#2040 Double Pitch Roller Chain - Metric Units (Kilowatts)

# of teeth in small sprocket	Revolutions Per Minute – Small Sprocket																			
	25	50	100	150	200	250	300	350	400	450	500	550	600	700	800	900	1,000	1,100	1,200	1,300
6	0.07	0.13																		
7	0.09	0.16	0.27	0.35	0.41															
8	0.10	0.19	0.34	0.48	0.54	0.61	0.67													
9	0.12	0.22	0.40	0.54	0.66	0.77	0.85	0.92	0.98											
10	0.13	0.25	0.45	0.63	0.78	0.91	1.02	1.12	1.21	1.28	1.33	1.39								
11	0.15	0.28	0.51	0.72	0.89	1.04	1.19	1.31	1.42	1.51	1.60	1.67	1.73							
12	0.16	0.31	0.57	0.80	1.00	1.18	1.34	1.49	1.62	1.74	1.84	1.94	2.01	2.15						
13	0.18	0.34	0.63	0.88	1.10	1.31	1.50	1.66	1.82	1.95	2.08	2.19	2.29	2.46	2.59					
14	0.19	0.37	0.69	0.96	1.21	1.44	1.64	1.83	2.01	2.16	2.30	2.44	2.56	2.76	2.92	3.03				
15	0.21	0.40	0.74	1.04	1.31	1.56	1.79	2.00	2.19	2.36	2.53	2.68	2.81	3.04	3.23	3.37	3.47			
16	0.22	0.43	0.79	1.12	1.41	1.68	1.93	2.16	2.36	2.56	2.74	2.90	3.05	3.31	3.53	3.70	3.83			
17	0.24	0.45	0.84	1.19	1.51	1.80	2.07	2.31	2.54	2.75	2.95	3.12	3.29	3.57	3.81	4.00	4.15	4.27		
18	0.25	0.48	0.89	1.27	1.60	1.92	2.20	2.46	2.71	2.93	3.14	3.33	3.51	3.83	4.09	4.30	4.47	4.59		
19	0.27	0.51	0.95	1.34	1.70	2.03	2.33	2.61	2.87	3.11	3.33	3.54	3.74	4.07	4.35	4.58	4.77	4.91	5.00	
20	0.28	0.54	1.00	1.41	1.79	2.14	2.46	2.76	3.03	3.29	3.53	3.74	3.94	4.30	4.60	4.85	5.05	5.20	5.30	
21	0.30	0.57	1.05	1.48	1.88	2.24	2.59	2.90	3.19	3.46	3.71	3.94	4.15	4.53	4.85	5.11	5.32	5.48	5.59	
22	0.31	0.59	1.10	1.56	1.97	2.36	2.71	3.03	3.34	3.62	3.89	4.12	4.35	4.75	5.08	5.35	5.58	5.74	5.87	
23	0.33	0.62	1.15	1.63	2.06	2.46	2.83	3.18	3.49	3.79	4.06	4.31	4.54	4.92	5.31	5.59	5.82	6.00	6.12	6.20
24	0.34	0.65	1.20	1.69	2.15	2.57	2.95	3.30	3.64	3.94	4.23	4.49	4.74	5.16	5.53	5.82	6.06	6.23	6.36	6.44
25	0.36	0.67	1.25	1.76	2.24	2.67	3.06	3.44	3.78	4.10	4.39	4.67	4.91	5.36	5.73	6.04	6.28	6.47	6.59	6.67
30	0.43	0.81	1.48	2.10	2.65	3.16	3.63	4.06	4.46	4.82	5.17	5.47	5.82	6.26	6.67	7.00	7.25	7.43	7.54	7.53
35	0.49	0.93	1.72	2.42	3.05	3.62	4.15	4.63	5.08	5.48	5.85	6.19	6.50	7.03	7.45	7.78	8.00	8.15	8.21	
40	0.56	1.05	1.94	2.72	3.42	4.06	4.64	5.17	5.64	6.08	6.47	6.83	7.15	7.69	8.10	8.35	8.58	8.66		
45	0.63	1.18	2.16	3.01	3.78	4.47	5.09	5.66	6.17	6.62	7.03	7.40	7.68	8.20	8.62	8.86	8.97			
50	0.69	1.30	2.36	3.30	4.12	4.86	5.53	6.11	6.64	7.11	7.53	7.90	8.21	8.70	9.03	9.19				
55	0.75	1.42	2.57	3.57	4.45	5.23	5.93	6.54	7.08	7.61	7.98	8.33	8.64	9.08						
60	0.82	1.53	2.77	3.83	4.77	5.59	6.31	6.94	7.46	7.96	8.37	8.72	8.99							

Lubrication Type A: Manual (4-10 drops/min) or Oil Bath Type B: Rapid Drip (20 drops/min) or Oil Bath or Slinger Type C: Continuous with Oil Slinger or Oil Stream

Double Pitch Series Horsepower Tables

#2050 Double Pitch Roller Chain - Imperial Units (Horsepower)

# of teeth in small sprocket	Revolutions Per Minute – Small Sprocket																			
	25	50	100	150	200	250	300	350	400	450	500	550	600	650	700	750	800	850	900	950
6	0.18	0.31																		
7	0.22	0.40	0.66																	
8	0.27	0.48	0.83	1.09	1.29															
9	0.31	0.56	0.99	1.33	1.60	1.83	2.00													
10	0.35	0.64	1.14	1.56	1.90	2.20	2.44	2.64	2.80											
11	0.39	0.72	1.29	1.78	2.19	2.55	2.86	3.12	3.34	3.53										
12	0.43	0.80	1.44	1.99	2.47	2.89	3.26	3.58	3.86	4.10	4.30									
13	0.47	0.87	1.59	2.20	2.75	3.23	3.65	4.03	4.36	4.65	4.90	5.11	5.29							
14	0.51	0.95	1.73	2.41	3.01	3.55	4.03	4.45	4.83	5.17	5.47	5.73	5.95	6.09						
15	0.54	1.02	1.87	2.61	3.27	3.86	4.39	4.87	5.29	5.68	6.02	6.32	6.58	6.75	6.94					
16	0.58	1.09	2.01	2.81	3.52	4.16	4.74	5.27	5.74	6.16	6.54	6.88	7.18	7.39	7.61	779.00				
17	0.62	1.17	2.14	3.00	3.77	4.46	5.09	5.65	6.17	6.63	7.05	7.42	7.75	7.99	8.24	8.46	8.62			
18	0.66	1.24	2.27	3.19	4.01	4.75	5.42	6.03	6.58	7.09	7.54	7.94	8.31	8.56	8.84	9.08	9.28			
19	0.69	1.31	2.41	3.38	4.25	5.03	5.75	6.40	6.99	7.52	8.01	8.45	8.84	9.12	9.42	9.68	9.90	10.08		
20	0.73	1.38	2.54	3.56	4.48	5.31	6.07	6.76	7.38	7.95	8.47	8.93	9.35	9.65	9.97	10.25	10.49	10.69		
21	0.77	1.45	2.67	3.74	4.71	5.59	6.38	7.11	7.77	8.37	8.91	9.40	9.84	10.16	10.50	10.80	11.06	11.28	11.44	
22	0.81	1.52	2.79	3.92	4.93	5.85	6.69	7.45	8.14	8.77	9.34	9.85	10.31	10.65	11.01	11.32	11.59	11.83	12.00	
23	0.84	1.59	2.92	4.10	5.16	6.12	6.99	7.78	8.50	9.16	9.75	10.29	10.77	11.12	11.50	11.82	12.10	12.35	12.53	
24	0.88	1.66	3.04	4.27	5.37	6.37	7.28	8.11	8.86	9.54	10.16	10.71	11.21	11.57	11.97	12.30	12.59	12.85	13.03	
25	0.91	1.72	3.17	4.44	5.59	6.63	7.57	8.43	9.20	9.91	10.55	11.12	11.64	12.01	12.42	12.75	13.05	13.33	13.50	13.57
30	1.09	2.06	3.77	5.28	6.62	7.84	8.93	9.93	10.82	11.63	12.35	13.00	13.57	13.96	14.39	14.76	15.06	15.30	15.48	
35	1.27	2.38	4.35	6.07	7.59	8.96	10.18	11.28	12.27	13.14	13.92	14.60	15.20	15.58	16.00	16.35	16.62	16.82	16.94	
40	1.44	2.70	4.90	6.82	8.51	10.01	11.34	12.52	13.56	14.48	15.29	15.98	16.56	16.92	17.29	17.58	17.78			
45	1.61	3.00	5.44	7.54	9.37	10.98	12.40	13.65	14.73	15.67	16.47	17.15	17.70	17.96	18.29	18.49				
50	1.78	3.31	5.96	8.23	10.19	11.90	13.39	14.67	15.78	16.71	17.49	18.08	18.62	18.80						
55	1.95	3.60	6.45	8.90	10.95	12.75	14.30	15.60	16.67	17.57	18.37	18.91								
60	2.11	3.90	6.95	9.52	11.70	13.55	15.12	16.45	17.54											
Lubrication	Type A: Manual (4-10 drops/min) or Oil Bath		Type B: Rapid Drip (20 drops/min) or Oil Bath or Slinger					Type C: Continuous with Oil Slinger or Oil Stream												

#2050 Double Pitch Roller Chain - Metric Units (Kilowatts)

# of teeth in small sprocket	Revolutions Per Minute – Small Sprocket																			
	25	50	100	150	200	250	300	350	400	450	500	550	600	650	700	750	800	850	900	950
6	0.13	0.23																		
7	0.16	0.30	0.49																	
8	0.20	0.36	0.62	0.81	0.96															
9	0.23	0.42	0.74	0.99	1.19	1.36	1.49													
10	0.26	0.48	0.85	1.16	1.42	1.64	1.82	1.97	2.09											
11	0.29	0.54	0.96	1.33	1.63	1.90	2.13	2.33	2.49	2.63										
12	0.32	0.60	1.07	1.48	1.84	2.16	2.43	2.67	2.88	3.06	3.21									
13	0.35	0.65	1.19	1.64	2.05	2.41	2.72	3.01	3.25	3.47	3.65	3.81	3.94							
14	0.38	0.71	1.29	1.80	2.24	2.65	3.01	3.32	3.60	3.86	4.08	4.27	4.44	4.54						
15	0.40	0.76	1.39	1.95	2.44	2.88	3.27	3.63	3.94	4.24	4.49	4.71	4.91	5.03	5.18					
16	0.43	0.81	1.50	2.10	2.62	3.10	3.53	3.93	4.28	4.59	4.88	5.13	5.35	5.51	5.67	580.90				
17	0.46	0.87	1.60	2.24	2.81	3.33	3.80	4.21	4.60	4.94	5.26	5.53	5.78	5.96	6.14	6.31	6.43			
18	0.49	0.92	1.69	2.38	2.99	3.54	4.04	4.50	4.91	5.29	5.62	5.92	6.20	6.38	6.59	6.77	6.92			
19	0.51	0.98	1.80	2.52	3.17	3.75	4.29	4.77	5.21	5.61	5.97	6.30	6.59	6.80	7.02	7.22	7.38	7.52		
20	0.54	1.03	1.89	2.65	3.34	3.96	4.53	5.04	5.50	5.93	6.32	6.66	6.97	7.20	7.43	7.64	7.82	7.97		
21	0.57	1.08	1.99	2.79	3.51	4.17	4.76	5.30	5.79	6.24	6.64	7.01	7.34	7.58	7.83	8.05	8.25	8.41	8.53	
22	0.60	1.13	2.08	2.92	3.68	4.36	4.99	5.56	6.07	6.54	6.96	7.35	7.69	7.94	8.21	8.44	8.64	8.82	8.95	
23	0.63	1.19	2.18	3.06	3.85	4.56	5.21	5.80	6.34	6.83	7.27	7.67	8.03	8.29	8.58	8.81	9.02	9.21	9.34	
24	0.66	1.24	2.27	3.18	4.00	4.75	5.43	6.05	6.61	7.11	7.58	7.99	8.36	8.63	8.93	9.17	9.39	9.58	9.72	
25	0.68	1.28	2.36	3.31	4.17	4.94	5.64	6.29	6.86	7.39	7.87	8.29	8.68	8.96	9.26	9.51	9.73	9.94	10.07	10.12
30	0.81	1.54	2.81	3.94	4.94	5.85	6.66	7.40	8.07	8.67	9.21	9.69	10.12	10.41	10.73	11.01	11.23	11.41	11.54	
35	0.95	1.77	3.24	4.53	5.66	6.68	7.59	8.41	9.15	9.80	10.38	10.89	11.33	11.62	11.93	12.19	12.39	12.54	12.63	
40	1.07	2.01	3.65	5.09	6.35	7.46	8.46	9.34	10.11	10.80	11.40	11.92	12.35	12.62	12.89	13.11	13.26			
45	1.20	2.24	4.06	5.62	6.99	8.19	9.25	10.18	10.98	11.69	12.28	12.79	13.20	13.39	13.64	13.79				
50	1.33	2.47	4.44	6.14	7.60	8.87	9.98	10.94	11.77	12.46	13.04	13.48	13.88	14.02						
55	1.45	2.68	4.81	6.64	8.17	9.51	10.66	11.63	12.43	13.10	13.70	14.10								
60	1.57	2.91	5.18	7.10	8.72	10.10	11.27	12.27	13.08											
Lubrication	Type A: Manual (4-10 drops/min) or Oil Bath		Type B: Rapid Drip (20 drops/min) or Oil Bath or Slinger					Type C: Continuous with Oil Slinger or Oil Stream												

Double Pitch Series Horsepower Tables

#2060 Double Pitch Roller Chain - Imperial Units (Horsepower)

# of teeth in small sprocket	Revolutions Per Minute – Small Sprocket																			
	25	50	75	100	125	150	175	200	225	250	275	300	350	400	450	500	550	600	650	700
6	0.30																			
7	0.38	0.66	0.88	1.06																
8	0.45	0.80	1.10	1.35	1.57	1.75	1.90													
9	0.52	0.94	1.31	1.63	1.91	2.16	2.38	2.57	2.74											
10	0.59	1.08	1.51	1.90	2.24	2.55	2.83	3.09	3.31	3.51	3.69	3.85								
11	0.66	1.22	1.71	2.16	2.56	2.93	3.27	3.58	3.86	4.12	4.35	4.57	4.93							
12	0.73	1.35	1.90	2.41	2.87	3.30	3.69	4.05	4.39	4.70	4.98	5.25	5.71	6.09						
13	0.79	1.48	2.09	2.65	3.17	3.65	4.10	4.51	4.90	5.26	5.59	5.90	6.45	6.92	7.25					
14	0.86	1.60	2.28	2.90	3.47	4.00	4.50	4.96	5.39	5.80	6.18	6.53	7.16	7.71	8.10	8.51				
15	0.93	1.73	2.46	3.13	3.76	4.34	4.88	5.39	5.87	6.32	6.74	7.14	7.85	8.48	8.92	9.40				
16	0.99	1.85	2.64	3.37	4.04	4.67	5.26	5.82	6.34	6.83	7.29	7.73	8.52	9.21	9.71	10.25	10.70			
17	1.06	1.98	2.82	3.59	4.32	5.00	5.63	6.23	6.79	7.33	7.83	8.30	9.16	9.92	10.47	11.06	11.59	11.99		
18	1.12	2.10	2.99	3.82	4.59	5.32	6.00	6.64	7.24	7.81	8.34	8.85	9.78	10.60	11.21	11.84	12.42	12.88		
19	1.18	2.22	3.17	4.04	4.86	5.63	6.35	7.03	7.67	8.28	8.85	9.39	10.38	11.26	11.93	12.60	13.22	13.73	14.14	
20	1.25	2.34	3.34	4.26	5.09	5.94	6.70	7.42	8.10	8.74	9.35	9.92	10.97	11.86	12.62	13.34	13.99	14.54	14.99	
21	1.31	2.46	3.51	4.48	5.39	6.24	7.04	7.80	8.51	9.19	9.83	10.43	11.54	12.47	13.28	14.05	14.73	15.31	15.80	
22	1.37	2.57	3.67	4.69	5.65	6.54	7.38	8.17	8.92	9.63	10.30	10.93	12.09	13.06	13.92	14.73	15.44	16.05	16.57	
23	1.44	2.69	3.84	4.90	5.90	6.83	7.71	8.54	9.32	10.06	10.76	11.42	12.63	13.63	14.54	15.39	16.12	16.76	17.30	17.78
24	1.50	2.81	4.00	5.11	6.15	7.12	8.04	8.90	9.72	10.49	11.21	11.90	13.16	14.18	15.15	16.03	16.77	17.44	18.00	18.40
25	1.56	2.92	4.17	5.32	6.36	7.41	8.36	9.26	10.10	10.90	11.65	12.37	13.58	14.72	15.75	16.65	17.40	18.09	18.67	19.09
30	1.86	3.48	4.96	6.33	7.60	8.79	9.86	10.95	11.85	12.76	13.74	14.56	15.98	17.28	18.40	19.40	20.22	20.92	21.32	22.00
35	2.16	4.03	5.72	7.29	8.73	10.08	11.29	12.53	13.59	14.67	15.64	16.54	18.09	19.49	20.67	21.73	22.55	23.20	23.78	
40	2.45	4.56	6.46	8.21	9.82	11.31	12.65	14.00	15.16	16.33	17.37	18.34	19.95	21.42	22.62	23.68	24.42	25.08		
45	2.74	5.08	7.18	9.09	10.85	12.48	13.93	15.38	16.62	17.86	18.92	19.98	21.60	23.12	24.29	25.28	25.90			
50	3.02	5.58	7.87	9.95	11.80	13.59	15.13	16.67	17.98	19.28	20.37	21.47	23.12	24.59	25.69					
55	3.30	6.08	8.54	10.77	12.72	14.65	16.26	17.89	19.23	20.59	21.70	22.82	24.45	25.82						
60	3.57	6.56	9.20	11.57	13.60	15.66	17.34	19.03	20.41	21.80	22.92	24.04								
Lubrication	Type A: Manual (4-10 drops/min) or Oil Bath				Type B: Rapid Drip (20 drops/min) or Oil Bath or Slinger				Type C: Continuous with Oil Slinger or Oil Stream											

#2060 Double Pitch Roller Chain - Metric Units (Kilowatts)

# of teeth in small sprocket	Revolutions Per Minute – Small Sprocket																			
	25	50	75	100	125	150	175	200	225	250	275	300	350	400	450	500	550	600	650	700
6	0.22																			
7	0.28	0.49	0.66	0.79																
8	0.34	0.60	0.82	1.01	1.17	1.30	1.42													
9	0.39	0.70	0.98	1.22	1.42	1.61	1.77	1.92	2.04											
10	0.44	0.81	1.13	1.42	1.67	1.90	2.11	2.30	2.47	2.62	2.75	2.87								
11	0.49	0.91	1.28	1.61	1.91	2.18	2.44	2.67	2.88	3.07	3.24	3.41	3.68							
12	0.54	1.01	1.42	1.80	2.14	2.46	2.75	3.02	3.27	3.50	3.71	3.91	4.26	4.54						
13	0.59	1.10	1.56	1.98	2.36	2.72	3.06	3.36	3.65	3.92	4.17	4.40	4.81	5.16	5.41					
14	0.64	1.19	1.70	2.16	2.59	2.98	3.36	3.70	4.02	4.33	4.61	4.87	5.34	5.75	6.04	6.35				
15	0.69	1.29	1.83	2.33	2.80	3.24	3.64	4.02	4.38	4.71	5.03	5.32	5.85	6.32	6.65	7.01				
16	0.74	1.38	1.97	2.51	3.01	3.48	3.92	4.34	4.73	5.09	5.44	5.76	6.35	6.87	7.24	7.64	7.98			
17	0.79	1.48	2.10	2.68	3.22	3.73	4.20	4.65	5.06	5.47	5.84	6.19	6.83	7.40	7.81	8.25	8.64	8.94		
18	0.84	1.57	2.23	2.85	3.42	3.97	4.47	4.95	5.40	5.82	6.22	6.60	7.29	7.90	8.36	8.83	9.26	9.60		
19	0.88	1.66	2.36	3.01	3.62	4.20	4.74	5.24	5.72	6.17	6.60	7.00	7.74	8.40	8.90	9.40	9.86	10.24	10.54	
20	0.93	1.74	2.49	3.18	3.80	4.43	5.00	5.53	6.04	6.52	6.97	7.40	8.18	8.84	9.41	9.95	10.43	10.84	11.18	
21	0.98	1.83	2.62	3.34	4.02	4.65	5.25	5.82	6.35	6.85	7.33	7.78	8.61	9.30	9.90	10.48	10.98	11.42	11.78	
22	1.02	1.92	2.74	3.50	4.21	4.88	5.50	6.09	6.65	7.18	7.68	8.15	9.02	9.74	10.38	10.98	11.51	11.97	12.36	
23	1.07	2.01	2.86	3.65	4.40	5.09	5.75	6.37	6.95	7.50	8.02	8.52	9.42	10.16	10.84	11.48	12.02	12.50	12.90	13.26
24	1.12	2.10	2.98	3.81	4.59	5.31	6.00	6.64	7.25	7.82	8.36	8.87	9.81	10.57	11.30	11.95	12.51	13.01	13.42	13.72
25	1.16	2.18	3.11	3.97	4.74	5.53	6.23	6.91	7.53	8.13	8.69	9.22	10.13	10.98	11.74	12.42	12.98	13.49	13.92	14.24
30	1.39	2.60	3.70	4.72	5.67	6.55	7.35	8.17	8.84	9.52	10.25	10.86	11.92	12.89	13.72	14.47	15.08	15.60	15.90	16.41
35	1.61	3.01	4.27	5.44	6.51	7.52	8.42	9.34	10.13	10.94	11.66	12.33	13.49	14.53	15.41	16.20	16.82	17.30	17.73	
40	1.83	3.40	4.82	6.12	7.32	8.43	9.43	10.44	11.30	12.18	12.95	13.68	14.88	15.97	16.87	17.66	18.21	18.70		
45	2.04	3.79	5.35	6.78	8.09	9.31	10.39	11.47	12.39	13.32	14.11	14.90	16.11	17.24	18.11	18.85	19.31			
50	2.25	4.16	5.87	7.42	8.80	10.13	11.28	12.43	13.41	14.38	15.19	16.01	17.24	18.34	19.16	0.00				
55	2.46	4.53	6.37	8.03	9.49	10.92	12.13	13.34	14.34	15.35	16.18	17.02	18.23	19.25						
60	2.66	4.89	6.86	8.63	10.14	11.68	12.93	14.19	15.22	16.26	17.09	17.93								
Lubrication	Type A: Manual (4-10 drops/min) or Oil Bath				Type B: Rapid Drip (20 drops/min) or Oil Bath or Slinger				Type C: Continuous with Oil Slinger or Oil Stream											

Double Pitch Series Horsepower Tables

#2080 Double Pitch Roller Chain - Imperial Units (Horsepower)

# of teeth in small sprocket	Revolutions Per Minute – Small Sprocket																			
	10	20	30	40	50	60	70	80	90	100	125	150	175	200	225	250	300	350	400	450
6	0.32	0.56	0.77																	
7	0.39	0.71	0.98	1.23	1.44	1.64	1.81													
8	0.46	0.84	1.19	1.50	1.79	2.05	2.29	2.51	2.71	2.90										
9	0.53	0.98	1.39	1.77	2.12	2.45	2.75	3.04	3.30	3.55	4.11	4.57								
10	0.59	1.11	1.59	2.03	2.44	2.83	3.20	3.54	3.87	4.18	4.88	5.48	6.01							
11	0.66	1.24	1.78	2.28	2.76	3.20	3.63	4.03	4.41	4.78	5.62	6.36	7.02	7.56	8.07					
12	0.72	1.37	1.97	2.53	3.06	3.57	4.05	4.51	4.94	5.36	6.33	7.21	7.95	8.66	9.27	9.82				
13	0.79	1.50	2.16	2.78	3.36	3.92	4.46	4.97	5.46	5.93	7.03	8.02	8.89	9.75	10.42	11.08				
14	0.85	1.62	2.34	3.02	3.66	4.28	4.86	5.43	5.97	6.49	7.71	8.82	9.83	10.76	11.53	12.29	13.60			
15	0.92	1.75	2.52	3.26	3.95	4.62	5.26	5.87	6.46	7.03	8.37	9.59	10.71	11.74	12.60	13.46	14.94			
16	0.98	1.87	2.70	3.49	4.24	4.96	5.65	6.31	6.95	7.56	9.01	10.34	11.57	12.69	13.63	14.59	16.24	17.65		
17	1.05	1.99	2.88	3.72	4.52	5.29	6.03	6.74	7.43	8.09	9.64	11.08	12.36	13.62	14.63	15.69	17.50	19.04		
18	1.11	2.11	3.06	3.95	4.80	5.62	6.41	7.17	7.90	8.60	10.26	11.80	13.21	14.52	15.60	16.76	18.72	20.38	21.77	
19	1.17	2.23	3.23	4.18	5.08	5.95	6.78	7.58	8.36	9.11	10.87	12.50	14.01	15.40	16.55	17.80	19.90	21.67	23.18	
20	1.23	2.35	3.40	4.40	5.36	6.27	7.15	8.00	8.81	9.60	11.47	13.19	14.78	16.26	17.48	18.81	21.04	22.91	24.52	
21	1.30	2.47	3.58	4.63	5.63	6.59	7.51	8.40	9.26	10.09	12.05	13.87	15.54	17.10	18.39	19.79	22.14	24.11	25.80	
22	1.36	2.59	3.75	4.85	5.90	6.90	7.87	8.81	9.67	10.58	12.63	14.53	16.29	17.92	19.28	20.74	23.20	25.27	27.03	
23	1.42	2.71	3.92	5.07	6.16	7.21	8.19	9.20	10.10	11.05	13.20	15.18	17.02	18.72	20.15	21.66	24.23	26.40	28.22	
24	1.48	2.82	4.05	5.28	6.43	7.52	8.54	9.59	10.53	11.52	13.76	15.83	17.74	19.51	21.01	22.55	25.23	27.50	29.38	30.98
25	1.54	2.94	4.20	5.50	6.69	7.83	8.89	9.94	10.95	11.99	14.31	16.46	18.44	20.28	21.86	23.42	26.20	28.57	30.52	32.16
30	1.84	3.51	5.02	6.55	7.97	9.32	10.62	11.74	12.97	14.23	16.96	19.47	21.78	23.92	25.73	27.52	30.70	33.56	35.52	37.26
35	2.14	4.07	5.82	7.58	9.20	10.75	12.23	13.48	14.92	16.35	19.44	22.27	24.86	27.24	29.24	31.21	34.65	37.57	39.66	
40	2.44	4.62	6.60	8.57	10.39	12.09	13.79	15.17	16.80	18.36	21.78	24.88	27.71	30.28	32.42	34.52	38.09	40.96	43.07	
45	2.73	5.16	7.37	9.54	11.55	13.46	15.25	16.82	18.61	20.29	23.99	27.33	30.35	33.07	35.30	37.50	41.10	43.81		
50	3.01	5.69	8.13	10.49	12.68	14.76	16.69	18.43	20.35	22.12	26.09	29.64	32.81	35.65	37.92	40.16	43.70			
55	3.30	6.21	8.90	11.41	13.78	16.01	18.08	20.00	22.02	23.88	28.08	31.80	35.10	38.01	40.30	42.52				
60	3.58	6.73	9.62	12.32	14.85	17.24	19.43	21.53	23.65	25.57	29.97	33.83	37.22	40.14						
Lubrication	Type A: Manual (4-10 drops/min) or Oil Bath							Type B: Rapid Drip (20 drops/min) or Oil Bath or Slinger					Type C: Continuous with Oil Slinger or Oil Stream							

Diamond Difference

Selection Guide

Carbon Steel

Corrosion & Moisture Resistant

Reduced Maintenance

Attachments

#2080 Double Pitch Roller Chain - Metric Units (Kilowatts)

# of teeth in small sprocket	Revolutions Per Minute – Small Sprocket																			
	10	20	30	40	50	60	70	80	90	100	125	150	175	200	225	250	300	350	400	450
6	0.24	0.42	0.57																	
7	0.29	0.53	0.73	0.92	1.07	1.22	1.35													
8	0.34	0.63	0.89	1.12	1.33	1.53	1.71	1.87	2.02	2.16										
9	0.40	0.73	1.04	1.32	1.58	1.83	2.05	2.27	2.46	2.65	3.06	3.41								
10	0.44	0.83	1.19	1.51	1.82	2.11	2.39	2.64	2.89	3.12	3.64	4.09	4.48							
11	0.49	0.92	1.33	1.70	2.06	2.39	2.71	3.01	3.29	3.56	4.19	4.74	5.23	5.64	6.02					
12	0.54	1.02	1.47	1.89	2.28	2.66	3.02	3.36	3.68	4.00	4.72	5.38	5.93	6.46	6.91	7.32				
13	0.59	1.12	1.61	2.07	2.51	2.92	3.33	3.71	4.07	4.42	5.24	5.98	6.63	7.27	7.77	8.26				
14	0.63	1.21	1.74	2.25	2.73	3.19	3.62	4.05	4.45	4.84	5.75	6.58	7.33	8.02	8.60	9.16	10.14			
15	0.69	1.30	1.88	2.43	2.95	3.45	3.92	4.38	4.82	5.24	6.24	7.15	7.99	8.75	9.40	10.04	11.14			
16	0.73	1.39	2.01	2.60	3.16	3.70	4.21	4.71	5.18	5.64	6.72	7.71	8.63	9.46	10.16	10.88	12.11	13.16		
17	0.78	1.48	2.15	2.77	3.37	3.94	4.50	5.03	5.54	6.03	7.19	8.26	9.22	10.16	10.91	11.70	13.05	14.20		
18	0.83	1.57	2.28	2.95	3.58	4.19	4.78	5.35	5.89	6.41	7.65	8.80	9.85	10.83	11.63	12.50	13.96	15.20	16.23	
19	0.87	1.66	2.41	3.12	3.79	4.44	5.06	5.65	6.23	6.79	8.11	9.32	10.45	11.48	12.34	13.27	14.84	16.16	17.29	
20	0.92	1.75	2.54	3.28	4.00	4.68	5.33	5.97	6.57	7.16	8.55	9.84	11.02	12.13	13.03	14.03	15.69	17.08	18.28	
21	0.97	1.84	2.67	3.45	4.20	4.91	5.60	6.26	6.91	7.52	8.99	10.34	11.59	12.75	13.71	14.76	16.51	17.98	19.24	
22	1.01	1.93	2.80	3.62	4.40	5.15	5.87	6.57	7.21	7.89	9.42	10.84	12.15	13.36	14.38	15.47	17.30	18.84	20.16	
23	1.06	2.02	2.92	3.78	4.59	5.38	6.11	6.86	7.53	8.24	9.84	11.32	12.69	13.96	15.03	16.15	18.07	19.69	21.04	
24	1.10	2.10	3.02	3.94	4.79	5.61	6.37	7.15	7.85	8.59	10.26	11.80	13.23	14.55	15.67	16.82	18.81	20.51	21.91	23.10
25	1.15	2.19	3.13	4.10	4.99	5.84	6.63	7.41	8.17	8.94	10.67	12.27	13.75	15.12	16.30	17.46	19.54	21.30	22.76	23.98
30	1.37	2.62	3.74	4.88	5.94	6.95	7.92	8.75	9.67	10.61	12.65	14.52	16.24	17.84	19.19	20.52	22.89	25.03	26.49	27.78
35	1.60	3.03	4.34	5.65	6.86	8.02	9.12	10.05	11.13	12.19	14.50	16.61	18.54	20.31	21.80	23.27	25.84	28.02	29.57	
40	1.82	3.45	4.92	6.39	7.75	9.02	10.28	11.31	12.53	13.69	16.24	18.55	20.66	22.58	24.18	25.74	28.40	30.54	32.12	
45	2.04	3.85	5.50	7.11	8.61	10.04	11.37	12.54	13.88	15.13	17.89	20.38	22.63	24.66	26.32	27.96	30.65	32.67		
50	2.24	4.24	6.06	7.82	9.46	11.01	12.45	13.74	15.17	16.49	19.46	22.10	24.47	26.58	28.28	29.95	32.59			
55	2.46	4.63	6.64	8.51	10.28	11.94	13.48	14.91	16.42	17.81	20.94	23.71	26.17	28.34	30.05	31.71				
60	2.67	5.02	7.17	9.19	11.07	12.86	14.49	16.05	17.64	19.07	22.35	25.23	27.75	29.93						
Lubrication	Type A: Manual (4-10 drops/min) or Oil Bath							Type B: Rapid Drip (20 drops/min) or Oil Bath or Slinger					Type C: Continuous with Oil Slinger or Oil Stream							

Application Specific

Horsepower Tables

Chain Components

Tools, Troubleshooting

Ordering Information

Terms and Conditions

RING LEADER O-Ring (XLO) Series Horsepower Tables

#50 O-Ring Chain - Imperial Units (Horsepower)

# of teeth in small sprocket	Revolutions Per Minute – Small Sprocket											
	50	100	200	300	400	500	700	900	1,200	1,400	1,800	2,000
9	0.36	0.67	1.26	1.81	2.35	2.87	3.89	4.88	6.32	6.02	4.13	3.52
10	0.41	0.76	1.41	2.03	2.63	3.22	4.36	5.46	7.08	7.05	4.83	4.13
11	0.45	0.84	1.56	2.25	2.92	3.57	4.83	6.06	7.85	8.13	5.58	4.76
12	0.49	0.92	1.72	2.47	3.21	3.92	5.31	6.65	8.62	9.26	6.35	5.42
13	0.54	1.00	1.87	2.70	3.50	4.27	5.78	7.25	9.40	10.44	7.16	6.12
14	0.58	1.09	2.03	2.92	3.79	4.63	6.27	7.86	10.18	11.67	8.01	6.84
15	0.63	1.17	2.19	3.15	4.08	4.99	6.75	8.47	10.97	12.60	8.88	7.58
16	0.67	1.26	2.34	3.38	4.37	5.35	7.24	9.08	11.76	13.51	9.78	8.35
17	0.72	1.34	2.50	3.61	4.67	5.71	7.73	9.69	12.55	14.42	10.71	
18	0.76	1.43	2.66	3.83	4.97	6.07	8.22	10.31	13.35	15.34	11.67	
19	0.81	1.51	2.82	4.07	5.27	6.44	8.72	10.93	14.16	16.26	12.66	
20	0.86	1.60	2.98	4.30	5.57	6.80	9.21	11.55	14.96	17.19	13.67	
21	0.90	1.69	3.14	4.53	5.87	7.17	9.71	12.17	15.77	18.12	14.71	
22	0.95	1.77	3.31	4.76	6.17	7.54	10.21	12.80	16.58	19.05		
23	1.00	1.86	3.47	5.00	6.47	7.91	10.71	13.43	17.40	19.99		
24	1.04	1.95	3.63	5.23	6.78	8.29	11.22	14.06	18.22	20.93		
25	1.09	2.03	3.80	5.47	7.08	8.66	11.72	14.70	19.04	21.87		
26	1.14	2.12	3.96	5.70	7.39	9.03	12.23	15.33	19.86	22.82		
28	1.23	2.30	4.29	6.18	8.01	9.79	13.25	16.61	21.52			
30	1.33	2.48	4.62	6.66	8.63	10.54	14.27	17.90	23.18			
32	1.42	2.66	4.96	7.14	9.25	11.30	15.30	19.19	24.86			
35	1.57	2.93	5.46	7.86	10.19	12.45	16.86	21.14				
40	1.81	3.38	6.31	9.08	11.77	14.39	19.47	24.42				
45	2.06	3.84	7.16	10.32	13.36	16.34	22.12					

#50 O-Ring Chain - Metric Units (Kilowatts)

# of teeth in small sprocket	Revolutions Per Minute – Small Sprocket											
	50	100	200	300	400	500	700	900	1,200	1,400	1,800	2,000
9	0.27	0.50	0.94	1.35	1.75	2.14	2.90	3.64	4.71	4.49	3.08	2.62
10	0.31	0.57	1.05	1.51	1.96	2.40	3.25	4.07	5.28	5.26	3.60	3.08
11	0.34	0.63	1.16	1.68	2.18	2.66	3.60	4.52	5.85	6.06	4.16	3.55
12	0.37	0.69	1.28	1.84	2.39	2.92	3.96	4.96	6.43	6.91	4.74	4.04
13	0.40	0.75	1.39	2.01	2.61	3.18	4.31	5.41	7.01	7.79	5.34	4.56
14	0.43	0.81	1.51	2.18	2.83	3.45	4.68	5.86	7.59	8.70	5.97	5.10
15	0.47	0.87	1.63	2.35	3.04	3.72	5.03	6.32	8.18	9.40	6.62	5.65
16	0.50	0.94	1.74	2.52	3.26	3.99	5.40	6.77	8.77	10.07	7.29	6.23
17	0.54	1.00	1.86	2.69	3.48	4.26	5.76	7.23	9.36	10.75	7.99	
18	0.57	1.07	1.98	2.86	3.71	4.53	6.13	7.69	9.96	11.44	8.70	
19	0.60	1.13	2.10	3.03	3.93	4.80	6.50	8.15	10.56	12.13	9.44	
20	0.64	1.19	2.22	3.21	4.15	5.07	6.87	8.61	11.16	12.82	10.19	
21	0.67	1.26	2.34	3.38	4.38	5.35	7.24	9.08	11.76	13.51	10.97	
22	0.71	1.32	2.47	3.55	4.60	5.62	7.61	9.54	12.36	14.21		
23	0.75	1.39	2.59	3.73	4.82	5.90	7.99	10.01	12.98	14.91		
24	0.78	1.45	2.71	3.90	5.06	6.18	8.37	10.48	13.59	15.61		
25	0.81	1.51	2.83	4.08	5.28	6.46	8.74	10.96	14.20	16.31		
26	0.85	1.58	2.95	4.25	5.51	6.73	9.12	11.43	14.81	17.02		
28	0.92	1.72	3.20	4.61	5.97	7.30	9.88	12.39	16.05			
30	0.99	1.85	3.45	4.97	6.44	7.86	10.64	13.35	17.29			
32	1.06	1.98	3.70	5.32	6.90	8.43	11.41	14.31	18.54			
35	1.17	2.18	4.07	5.86	7.60	9.28	12.57	15.76				
40	1.35	2.52	4.71	6.77	8.78	10.73	14.52	18.21				
45	1.54	2.86	5.34	7.70	9.96	12.18	16.49					

RING LEADER O-Ring (XLO) Series Horsepower Tables

#60 O-Ring Chain - Imperial Units (Horsepower)

# of teeth in small sprocket	Revolutions Per Minute – Small Sprocket													
	50	100	150	200	300	400	500	600	700	900	1,000	1,200	1,400	1,500
9	0.62	1.16	1.67	2.16	3.12	4.04	4.94	5.82	6.68	8.38	9.21	8.77	6.96	6.28
10	0.70	1.30	1.87	2.43	3.49	4.53	5.53	6.52	7.49	9.39	10.32	10.27	8.15	7.35
11	0.77	1.44	2.07	2.69	3.87	5.02	6.13	7.23	8.30	10.41	11.44	11.85	9.41	8.48
12	0.85	1.58	2.28	2.95	4.25	5.51	6.74	7.94	9.12	11.43	12.57	13.51	10.72	9.66
13	0.92	1.73	2.49	3.22	4.64	6.01	7.34	8.65	9.94	12.46	13.70	15.23	12.08	10.90
14	1.00	1.87	2.69	3.49	5.02	6.51	7.96	9.37	10.77	13.50	14.85	17.02	13.51	12.18
15	1.08	2.01	2.90	3.76	5.41	7.01	8.57	10.10	11.60	14.55	15.99	18.85	14.98	13.51
16	1.16	2.16	3.11	4.03	5.80	7.52	9.19	10.83	12.44	15.60	17.15	20.21	16.50	14.88
17	1.24	2.31	3.32	4.30	6.20	8.03	9.81	11.56	13.28	16.65	18.31	21.58	18.07	
18	1.31	2.45	3.53	4.58	6.59	8.54	10.44	12.30	14.13	17.71	19.48	22.95	19.69	
19	1.39	2.60	3.74	4.85	6.99	9.05	11.06	13.04	14.98	18.78	20.65	24.33	21.35	
20	1.47	2.75	3.96	5.13	7.38	9.57	11.69	13.78	15.83	19.85	21.82	25.71	23.06	
21	1.55	2.90	4.17	5.40	7.78	10.08	12.33	14.53	16.69	20.92	23.00	27.11		
22	1.63	3.05	4.39	5.68	8.19	10.60	12.96	15.27	17.55	22.00	24.19	28.50		
23	1.71	3.19	4.60	5.96	8.59	11.13	13.60	16.03	18.41	23.08	25.38	29.90		
24	1.79	3.35	4.82	6.24	8.99	11.65	14.24	16.78	19.28	24.17	26.57	31.31		
25	1.87	3.50	5.04	6.52	9.40	12.17	14.88	17.54	20.14	25.26	27.77			
26	1.95	3.65	5.25	6.81	9.80	12.70	15.53	18.29	21.02	26.35	28.97			
28	2.12	3.95	5.69	7.37	10.62	13.76	16.82	19.82	22.77	28.55	31.39			
30	2.28	4.26	6.13	7.94	11.44	14.82	18.12	21.35	24.53	30.75				
32	2.45	4.56	6.57	8.52	12.27	15.89	19.43	22.89	26.30	32.97				
35	2.69	5.03	7.24	9.38	13.50	17.50	21.40	25.20	29.00					
40	3.11	5.81	8.37	10.80	15.60	20.20	24.70	29.10	33.50					
45	3.53	6.60	9.50	12.30	17.70	23.00	28.10	33.10						

Diamond Difference

Selection Guide

Carbon Steel

Corrosion & Moisture Resistant

Reduced Maintenance

Attachments

#60 O-Ring Chain - Metric Units (Kilowatts)

# of teeth in small sprocket	Revolutions Per Minute – Small Sprocket													
	50	100	150	200	300	400	500	600	700	900	1,000	1,200	1,400	1,500
9	0.46	0.87	1.25	1.61	2.33	3.01	3.68	4.34	4.98	6.25	6.87	6.54	5.19	4.68
10	0.52	0.97	1.39	1.81	2.60	3.38	4.12	4.86	5.59	7.00	7.70	7.66	6.08	5.48
11	0.57	1.07	1.54	2.01	2.89	3.74	4.57	5.39	6.19	7.76	8.53	8.84	7.02	6.32
12	0.63	1.18	1.70	2.20	3.17	4.11	5.03	5.92	6.80	8.52	9.37	10.07	7.99	7.20
13	0.69	1.29	1.86	2.40	3.46	4.48	5.47	6.45	7.41	9.29	10.22	11.36	9.01	8.13
14	0.75	1.39	2.01	2.60	3.74	4.85	5.94	6.99	8.03	10.07	11.07	12.69	10.07	9.08
15	0.81	1.50	2.16	2.80	4.03	5.23	6.39	7.53	8.65	10.85	11.92	14.06	11.17	10.07
16	0.87	1.61	2.32	3.01	4.33	5.61	6.85	8.08	9.28	11.63	12.79	15.07	12.30	11.10
17	0.92	1.72	2.48	3.21	4.62	5.99	7.32	8.62	9.90	12.42	13.65	16.09	13.47	
18	0.98	1.83	2.63	3.42	4.91	6.37	7.79	9.17	10.54	13.21	14.53	17.11	14.68	
19	1.04	1.94	2.79	3.62	5.21	6.75	8.25	9.72	11.17	14.00	15.40	18.14	15.92	
20	1.10	2.05	2.95	3.83	5.50	7.14	8.72	10.28	11.80	14.80	16.27	19.17	17.20	
21	1.16	2.16	3.11	4.03	5.80	7.52	9.19	10.84	12.45	15.60	17.15	20.22		
22	1.22	2.27	3.27	4.24	6.11	7.90	9.66	11.39	13.09	16.41	18.04	21.25		
23	1.28	2.38	3.43	4.44	6.41	8.30	10.14	11.95	13.73	17.21	18.93	22.30		
24	1.33	2.50	3.59	4.65	6.70	8.69	10.62	12.51	14.38	18.02	19.81	23.35		
25	1.39	2.61	3.76	4.86	7.01	9.08	11.10	13.08	15.02	18.84	20.71			
26	1.45	2.72	3.91	5.08	7.31	9.47	11.58	13.64	15.67	19.65	21.60			
28	1.58	2.95	4.24	5.50	7.92	10.26	12.54	14.78	16.98	21.29	23.41			
30	1.70	3.18	4.57	5.92	8.53	11.05	13.51	15.92	18.29	22.93				
32	1.83	3.40	4.90	6.35	9.15	11.85	14.49	17.07	19.61	24.59				
35	2.01	3.75	5.40	6.99	10.07	13.05	15.96	18.79	21.63					
40	2.32	4.33	6.24	8.05	11.63	15.06	18.42	21.70	24.98					
45	2.63	4.92	7.08	9.17	13.20	17.15	20.95	24.68						

Application Specific

Horsepower Tables

Chain Components

Tools, Troubleshooting

Ordering Information

RING LEADER O-Ring (XLO) Series Horsepower Tables

#80 O-Ring Chain - Imperial Units (Horsepower)

# of teeth in small sprocket	Revolutions Per Minute – Small Sprocket										
	50	100	150	200	300	400	500	700	900	1,000	1,100
9	1.45	2.71	3.90	5.05	7.28	9.43	11.53	15.60	17.00	14.51	12.58
10	1.63	3.03	4.37	5.66	8.16	10.57	12.92	17.48	19.91	17.00	14.74
11	1.80	3.36	4.84	6.28	9.04	11.71	14.32	19.38	22.97	19.61	17.00
12	1.98	3.69	5.32	6.89	9.93	12.87	15.73	21.29	26.17	22.35	19.37
13	2.16	4.03	5.80	7.52	10.83	14.03	17.15	23.21	29.10	25.20	21.84
14	2.34	4.36	6.29	8.14	11.73	15.20	18.58	25.15	31.53	28.16	24.41
15	2.52	4.70	6.77	8.77	12.64	16.37	20.01	27.09	33.97	31.23	27.07
16	2.70	5.04	7.26	9.41	13.55	17.55	21.46	29.05	36.42	34.41	
17	2.88	5.38	7.75	10.04	14.47	18.74	22.91	31.01	38.88	37.68	
18	3.07	5.72	8.25	10.68	15.39	19.93	24.37	32.99	41.36	41.05	
19	3.25	6.07	8.74	11.33	16.31	21.13	25.83	34.97	43.85		
20	3.44	6.41	9.24	11.97	17.24	22.34	27.31	36.96	46.34		
21	3.62	6.76	9.74	12.62	18.17	23.55	28.78	38.96			
22	3.81	7.11	10.24	13.27	19.11	24.76	30.27	40.97			
23	4.00	7.46	10.75	13.92	20.05	25.98	31.75	42.98			
24	4.19	7.81	11.25	14.58	20.99	27.20	33.25	45.01			
25	4.37	8.16	11.76	15.23	21.94	28.42	34.75	47.04			
26	4.56	8.52	12.27	15.89	22.89	29.65	36.25				
28	4.94	9.23	13.29	17.22	24.80	32.13	39.27				
30	5.33	9.94	14.32	18.55	26.72	34.61	42.31				
32	5.71	10.66	15.35	19.89	28.64	37.11	45.36				
35	6.29	11.74	16.91	21.91	31.55	40.88	49.97				
40	7.27	13.56	19.53	25.31	36.45	47.22					
45	8.25	15.40	22.18	28.74	41.39	53.63					

#80 O-Ring Chain - Metric Units (Kilowatts)

# of teeth in small sprocket	Revolutions Per Minute – Small Sprocket										
	50	100	150	200	300	400	500	700	900	1,000	1,100
9	1.08	2.02	2.91	3.77	5.43	7.03	8.60	11.63	12.68	10.82	9.38
10	1.22	2.26	3.26	4.22	6.08	7.88	9.63	13.03	14.85	12.68	10.99
11	1.34	2.51	3.61	4.68	6.74	8.73	10.68	14.45	17.13	14.62	12.68
12	1.48	2.75	3.97	5.14	7.40	9.60	11.73	15.88	19.51	16.67	14.44
13	1.61	3.01	4.33	5.61	8.08	10.46	12.79	17.31	21.70	18.79	16.29
14	1.74	3.25	4.69	6.07	8.75	11.33	13.86	18.75	23.51	21.00	18.20
15	1.88	3.50	5.05	6.54	9.43	12.21	14.92	20.20	25.33	23.29	20.19
16	2.01	3.76	5.41	7.02	10.10	13.09	16.00	21.66	27.16	25.66	
17	2.15	4.01	5.78	7.49	10.79	13.97	17.08	23.12	28.99	28.10	
18	2.29	4.27	6.15	7.96	11.48	14.86	18.17	24.60	30.84	30.61	
19	2.42	4.53	6.52	8.45	12.16	15.76	19.26	26.08	32.70		
20	2.57	4.78	6.89	8.93	12.86	16.66	20.37	27.56	34.56		
21	2.70	5.04	7.26	9.41	13.55	17.56	21.46	29.05			
22	2.84	5.30	7.64	9.90	14.25	18.46	22.57	30.55			
23	2.98	5.56	8.02	10.38	14.95	19.37	23.68	32.05			
24	3.12	5.82	8.39	10.87	15.65	20.28	24.79	33.56			
25	3.26	6.08	8.77	11.36	16.36	21.19	25.91	35.08			
26	3.40	6.35	9.15	11.85	17.07	22.11	27.03				
28	3.68	6.88	9.91	12.84	18.49	23.96	29.28				
30	3.97	7.41	10.68	13.83	19.93	25.81	31.55				
32	4.26	7.95	11.45	14.83	21.36	27.67	33.82				
35	4.69	8.75	12.61	16.34	23.53	30.48	37.26				
40	5.42	10.11	14.56	18.87	27.18	35.21					
45	6.15	11.48	16.54	21.43	30.86	39.99					

RING LEADER O-Ring (XLO) Series Horsepower Tables

#100 O-Ring Chain - Imperial Units (Horsepower)

# of teeth in small sprocket	Revolutions Per Minute – Small Sprocket									
	25	50	100	150	200	300	400	500	600	700
9	1.49	2.78	5.19	7.47	9.68	13.94	18.06	22.08	26.02	29.63
10	1.67	3.11	5.81	8.37	10.85	15.62	20.24	24.74	29.15	33.49
11	1.85	3.45	6.44	9.28	12.02	17.32	22.43	27.42	32.31	37.12
12	2.03	3.79	7.08	10.19	13.21	19.02	24.64	30.12	35.49	40.78
13	2.22	4.13	7.72	11.11	14.40	20.74	26.87	32.84	38.70	44.46
14	2.40	4.48	8.36	12.04	15.60	22.47	29.11	35.58	41.92	48.16
15	2.59	4.83	9.01	12.97	16.80	24.20	31.36	38.33	45.17	51.89
16	2.77	5.17	9.66	13.91	18.02	25.95	33.62	41.10	48.43	55.64
17	2.96	5.52	10.31	14.85	19.24	27.71	35.90	43.88	51.70	59.40
18	3.15	5.88	10.96	15.79	20.46	29.47	38.18	46.67	55.00	
19	3.34	6.23	11.62	16.74	21.69	31.24	40.48	49.48	58.30	
20	3.53	6.58	12.29	17.70	22.93	33.02	42.78	52.30	61.63	
21	3.72	6.94	12.95	18.65	24.17	34.81	45.10	55.13		
22	3.91	7.30	13.62	19.62	25.41	36.60	47.42	57.97		
23	4.10	7.66	14.29	20.58	26.66	38.40	49.75	60.82		
24	4.30	8.02	14.96	21.55	27.92	40.21	52.09	63.68		
25	4.49	8.38	15.63	22.52	29.18	42.02	54.44			
26	4.68	8.74	16.31	23.49	30.44	43.84	56.80			
28	5.07	9.47	17.67	25.45	32.97	47.50	61.53			
30	5.47	10.20	19.04	27.42	35.52	51.17	66.29			
32	5.86	10.94	20.41	29.40	38.09	54.86				
35	6.46	12.05	22.49	32.39	41.96	60.44				
40	7.46	13.92	25.97	37.41	48.47	69.81				
45	8.47	15.81	29.50	42.49	55.04					

Diamond Difference

Selection Guide

Carbon Steel

Corrosion & Moisture Resistant

Reduced Maintenance

Attachments

#100 O-Ring Chain - Metric Units (Kilowatts)

# of teeth in small sprocket	Revolutions Per Minute – Small Sprocket									
	25	50	100	150	200	300	400	500	600	700
9	1.11	2.07	3.87	5.57	7.22	10.40	13.47	16.47	19.40	22.10
10	1.25	2.32	4.33	6.24	8.09	11.65	15.09	18.45	21.74	24.97
11	1.38	2.57	4.80	6.92	8.96	12.92	16.73	20.45	24.09	27.68
12	1.51	2.83	5.28	7.60	9.85	14.18	18.37	22.46	26.46	30.41
13	1.66	3.08	5.76	8.28	10.74	15.47	20.04	24.49	28.86	33.15
14	1.79	3.34	6.23	8.98	11.63	16.76	21.71	26.53	31.26	35.91
15	1.93	3.60	6.72	9.67	12.53	18.05	23.39	28.58	33.68	38.69
16	2.07	3.86	7.20	10.37	13.44	19.35	25.07	30.65	36.11	41.49
17	2.21	4.12	7.69	11.07	14.35	20.66	26.77	32.72	38.55	44.29
18	2.35	4.38	8.17	11.77	15.26	21.98	28.47	34.80	41.01	
19	2.49	4.65	8.67	12.48	16.17	23.30	30.19	36.90	43.47	
20	2.63	4.91	9.16	13.20	17.10	24.62	31.90	39.00	45.96	
21	2.77	5.18	9.66	13.91	18.02	25.96	33.63	41.11		
22	2.92	5.44	10.16	14.63	18.95	27.29	35.36	43.23		
23	3.06	5.71	10.66	15.35	19.88	28.63	37.10	45.35		
24	3.21	5.98	11.16	16.07	20.82	29.98	38.84	47.49		
25	3.35	6.25	11.66	16.79	21.76	31.33	40.60			
26	3.49	6.52	12.16	17.52	22.70	32.69	42.36			
28	3.78	7.06	13.18	18.98	24.59	35.42	45.88			
30	4.08	7.61	14.20	20.45	26.49	38.16	49.43			
32	4.37	8.16	15.22	21.92	28.40	40.91				
35	4.82	8.99	16.77	24.15	31.29	45.07				
40	5.56	10.38	19.37	27.90	36.14	52.06				
45	6.32	11.79	22.00	31.68	41.04					

Application Specific

Horsepower Tables


Chain Components

Tools, Troubleshooting

Ordering Information

Chain Components

Chain Terminology and Single Strand Component Identification



Pitch - the distance from the center of one pin to the center of the next. General measure of the “size” of the chain.



Pin Link Plate (“PLP”) - the outside plate of a roller chain, usually stamped with the Diamond logo and ANSI size.



Roller Link Plate (“RLP”) - the inside plate of a roller chain. RLPs are slightly larger than PLPs and contain larger pitch holes for the bushings. Image includes bushings.



Roller - a short hollow cylinder that fits loosely over the bushing and rotates as it comes into contact with the sprocket.



Bushing - a hollow cylinder that is press-fit into the roller link plates. Pins in the pin link plate are free to rotate within the bushing, while rollers rotate freely outside the bushing.



Roller Link - an assembly made up of two rollers assembled over two bushings that are press-fit onto two roller link plates. Roller links are a chain subassembly component.



Pin Link - an assembly made up of two pins press fit into a pin linkplate. There are three types of pin links (riveted, cottered, grooved), dependent on the type of pins used. Pin links are a chain subassembly component.



Pin - a long solid cylinder that is press-fit into the pin linkplate. The bushing fits over the pin, allowing flexibility of the chain joint. Pins may either be riveted, cottered or grooved.

Single and Multiple Strand Component Identification

Single Strand Chain



Spring Clip Connecting Link - Standard connecting link for up to ANSI 60 chain, the cover linkplate is held in place by a spring clip, split at one end to permit easy installation and removal. Standard with slip fit cover link plates, press fit also available and recommended for heavy duty applications. Open-ended spring clip standard, closed-end spring clip optional.



Cottered Connecting Link - Standard connecting link for ANSI 80 and larger chain, the cover linkplate is held in place by cotter pins. Standard slip fit cover plates for single strand chain, standard press fit cover plates on multiple strand. Press fit cover plate also available option for single strand chain.



Riveted Connecting Link - Optional construction for all roller chain sizes. Connecting link is press-fit onto pins; pins should be riveted or peened on the ends once cover link plate installed.



Single-Pitch Offset Link - Links which can be added using a slip-fit bolt and cotter key to add a single pitch length to the chain.



Two-Pitch Offset Link - similar to a single pitch offset link except assembled into the chain. Press fit construction increases rigidity, reliability and durability and is recommended over the single pitch offset link. For single strand chain only.

Multiple Strand Chain

Slip-Fit Center Plate - designed for ease of assembly and disassembly, they are best suited for drives of moderate severity. However, drive may experience accelerated fatigue in exchange for ease of field alteration.

Press-Fit Center Plate - designed for severe drive conditions, the press-fit center plate offers significantly greater durability, ruggedness and fatigue strength. Widely accepted for use on diesel engines, heavy duty equipment, power shovels, and oil drilling and pumping units. Not able to be modified in field, should always be ordered to exact length utilizing a Bushed Center Plate Link (BCL) connecting link.



Bushes Center Link Plate (BCL) - connecting link designed for multi-strand applications that offers virtually the same durability and resistance to fatigue as press-fit center links but with slip-fit center plate ease of assembly. Each center plate utilizes precision ground hardened bushings for optimal performance.






Four-Pitch Press-Fit Offset Link Assembly - utilizing press-fit pins in offset link pitch holes, four pitch length permits use of BCL connecting links on either end, combining strength and flexibility to chain assembly.





Tools, Troubleshooting

Chain Assembly and Disassembly Tools

Connecting Tools

	<p>CT35 Connecting Tool - Small For use with ANSI 35 through 60H roller chain.</p>
	<p>CT80 Connecting Tool - Large For use with ANSI 80 through 240 single strand chain and most conveyor and engineered chains with a width of 5/8" or wider between the inside links. For multi-strand chains, a second connecting tool will aid in the alignment of the chain.</p>
	<p>CT80-Cable Cable Connecting Tool - Large For use with ANSI 80 through 240 single strand, multi-strand and double-pitch chain, and most conveyor and engineered chains with a width of 5/8" or wider between the inside links. This tool holds the ends of a chain together during the connection process.</p>

Pin Extractor Tools

	<p>PE113 Pin Extractor - Small For use with ANSI 25 through 60H roller chain.</p>
	<p>PE135 Pin Extractor - Large For use with ANSI 80 through 100H roller chain.</p>
	<p>PERE157 Pin Extractor - Extra Large For use with ANSI 120 through 160 roller chain.</p>
	<p>PE-MAX Pin Extractor - High Speed For use with with ANSI 25 through 80 or British 05B through 16B</p>

Using the Assembly and Disassembly Tools

Connecting Tools

CT35 & CT80

Hook the two arms of the connecting tool onto each end of the chain. Turn the screw clockwise to bring the two ends of chain towards each other. Insert the connecting link and complete assembly. Note: This tool is not made to stretch chain but to hold chain in place for assembly.

CT80-CABLE

Place the hooks of the connecting tool on the rollers past the link or links to be removed or replaced. The slack in the cable should be taken up with a wrench until the chain between the hooks is relieved of tension. This will allow for the removal of the link with a roller chain pin extractor. A new master or replacement link can then be inserted. The cable can then be released with the lock lever and the tool can be removed.

Pin Extractors

PE113, PE135 & PERE157

It is recommended that the "side-mashed" or "spun" pin heads be ground flush to the pin linkplate prior to pin extraction to ensure that the chain bushing will not be damaged. Place the jaws of the tool over the roller with the push-out pin centered on the chain pin. Tighten down by turning the top handle clockwise until the chain pin loosens, driving it partially through the linkplate. Follow the same procedure on the other pin. Return to the original pin and force completely through the pin linkplate. Do the same on second pin, freeing linkplate from the pins. Remove disassembled pin link from the chain.

PE MAX

Begin by grinding the desired pin heads flush with the link plate. Then, select the correct chain model on the carousel and insert the chain at the point you wish to remove the pin. Ensure that the pressure pins are resting on the center of each chain pin. Next, pull the lever down and use continuous pressure to force the pins from the chain. Once the pin has been removed, replace the lever to the upright position and disassemble the chain.

WARNING: When Assembling or Disassembling Chain:



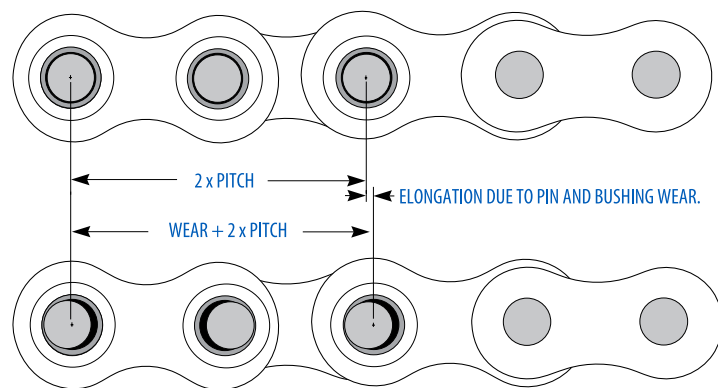
- Always use safety glasses to protect your eyes.
- Wear protective clothing, gloves, and safety shoes.
- Support the chain to prevent uncontrolled movement of chain and parts.
- Tools should be in good condition and properly used.
- Tools are not made to support total weight of chain, only to take up slack.
- Never use extension on handle which could overload device and cause possible injury.
- Do not attempt to connect or disconnect chain unless you know the chain construction, including the correct direction for pin/rivet removal or insertion.

Roller Chain Wear

Chain does not "stretch" - elongation is caused when material is removed from the pins and bushings.

The individual joints in a roller chain articulate as they enter and exit the sprockets. This articulation results in wear on the pins and bushings. As material is worn away from these surfaces, the chain will gradually elongate.

For a free chain wear gauge, please contact The Diamond Chain Company at marketing@diamondchain.com



Elongation Control

Elongation is normal and may be minimized through proper lubrication and drive maintenance. The rate of wear is dependent upon the load and the amount of bearing area between pin and bushing, the material and surface condition of the bearing surfaces, the adequacy of lubrication, and the frequency and degree of articulation between pins and bushings. The latter is determined by the quantity of sprockets in the drive, their speeds, the number of teeth, and the length of the chain in pitches.

Check Chain Wear

Roller chains should be replaced when worn (elongated beyond 3%) or when the chain rollers begin to "ride high" near the tips of the teeth on relatively large sprockets. Do not connect or splice a new section to a worn chain. Do not continue to run a chain worn in excess of 3% (or less in some applications), the chain will not engage the sprockets properly and increased damage to the sprockets may occur.

Chain Wear Elongation Limits							
ANSI Chain No.	Chain Pitch		Pitches	Measured Length			
				Nominal		At 3% Wear	
	Inch	MM		Inch	MM	Inch	MM
25	.250	6.35	48	12.00	305	12.375	314
35	.375	9.52	32	12.00	305	12.375	314
41	.500	12.70	24	12.00	305	12.375	314
40	.500	12.70	24	12.00	305	12.375	314
50	.625	15.88	20	12.50	318	12.875	327
60	.750	19.05	16	12.00	305	12.375	314
80	1.000	25.40	12	12.00	305	12.375	314
100	1.250	31.75	20	25.00	635	25.750	654
120	1.500	38.10	16	24.00	610	24.719	628
140	1.750	44.45	14	24.50	622	25.250	641
160	2.000	50.80	12	24.00	610	24.719	628
180	2.250	57.15	12	27.00	686	27.812	706
200	2.500	63.50	10	25.00	635	27.750	654
240	3.000	76.20	8	24.00	610	24.719	628

How To Measure Chain Wear

1 - As a safety precaution, shut off power and lock out gears and sprockets before attempting to measure chain wear.

2 - Determine the pitch of the chain. This is typically stamped on the outer linkplates of the chain. It can also be determined by measuring the distance from the center of one pin to the center of the next pin. Refer to the Diamond Chain product catalog for a list of ANSI standard chain models and correlating pitch measurements or visit www.diamondchain.com.

3 - For reliable linear measurement, a taut span of chain must be used. Using slack chain will result in inaccurate measurements.

4 - Choose either a 1.5% or 3% wear elongation limit to check your span of chain. Each percentage correlates to a different side of the scale. The maximum allowable wear elongation is typically 3% for most industrial applications, depending upon sprocket design. In drives having fixed center distances, chains running in parallel, or where smoother operation is required, chain wear should be limited to approximately 1.5%.

Example: Using ASME/ANSI 60 roller chain, 13 pitches would measure 9.75 inches for nominal length (13 pitches x .75 pitch). A maximum wear calculation of 3% would be 1.03 x 9.75 or 10.0425 inches. A maximum wear calculation of 1.5% would be 1.015 x 9.75 or 9.896 inches.

5 - Refer to the table on the wear gauge for the number of pitches to inspect. The more pitches (pins) included in the measurement provides the truer representation of the average amount of wear distributed throughout the chain.

Example: For ASME/ANSI 60 roller chain, 13 pitches will be measured.

ANSI	BS	No. of Pitches	ANSI	BS	No. of Pitches
25		33P	120	24B	8P
35	06B	23P	140	28B	6P
40	08B	18P	160	32B	5P
50	10B	15P	180		5P
60	12B	13P	200	40B	5P
80	16B	11P	240		4P
100	20B	9P			


6 - Place the inside corner of the wear scale around one pin, using that pin as "0", or your starting point.



Step 6

7 - Starting at "0", count the number of pins/pitches to be measured for your chain's length.

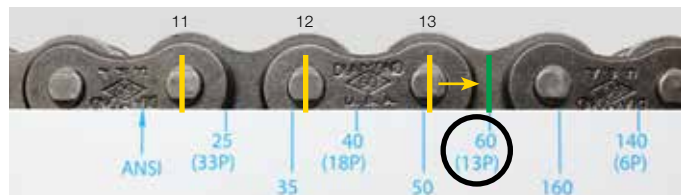
Example: Count from 0 to 13 for ASME/ANSI 60 roller chain.



Step 7

8 - If the center of the indicated pin does not reach the wear line for the corresponding chain size, the chain has not reached the wear limit.

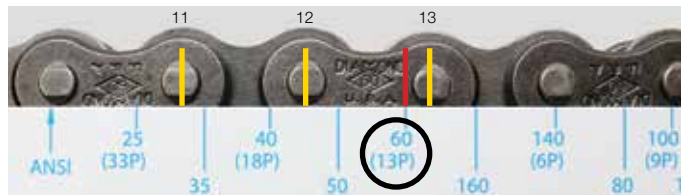
Example: For ASME/ANSI 60 roller chain, if the center of the 13th pin does not reach the # 60 wear mark, the chain remains usable.



Step 8




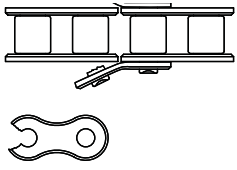

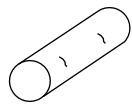
9 - If the center of the indicated pin is at or beyond the indicated line, the chain is worn to the wear limit (1.5% or 3%, depending on the scale used) and should be replaced.

Example: For ASME/ANSI 60 roller chain, if the center of the 13th pin reaches or exceeds the # 60 wear mark, the chain should be replaced.

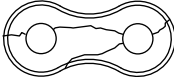
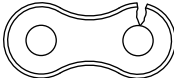

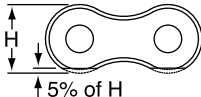


Step 9

Troubleshooting Guide

CONDITION/SYMPTOM	POSSIBLE CAUSE	WHAT TO DO
Tight Joints 	Dirt or foreign material in chain joints. Inadequate lubrication. Misalignment. Internal corrosion or rust. Overload bends pins or spreads roller linkplates.	Clean and re-lubricate chain. Replace chain. Re-establish proper lubrication. Replace sprockets and chain if needed. Realign sprockets. Replace chain. Eliminate cause of corrosion or protect chain. Replace chain. Eliminate cause of overload.
Rusted Chain	Exposed to moisture. Water in lubricant. Inadequate lubrication.	Replace chain. Protect from moisture. Change lubricant. Protect lubrication system from water. Replace chain. Provide or re-establish proper lubrication. Replace chain if needed.
Turned Pins 	Overload. Inadequate lubrication.	Replace chain. Eliminate cause of overload. Replace chain. Re-establish proper lubrication.
Enlarged Holes 	Overload.	Replace chain. Eliminate cause of overload.
Broken Pins Broken Linkplates 	Extreme Overload.	Replace chain. Replace sprockets if indicated. Eliminate cause of overload or redesign drive for larger pitch chain.
Broken, Cracked or Deformed Rollers 	Speed too high. Sprockets too small. Chain riding too high on sprocket teeth.	Replace chain. Reduce speed. Replace chain. Use larger sprockets, or possibly redesign drive for smaller pitch chain. Replace chain. Re-tension chain more often.
Pin Galling 	Speed or load too high. Inadequate lubrication.	Reduce speed or load. Possibly redesign drive for smaller pitch chain. Provide or re-establish proper lubrication.
Chain Climbs Sprocket Teeth	Excess chain slack. Excessive chain wear. Excessive sprocket wear. Excessive overload.	Re-tension chain. Replace and re-tension chain. Replace sprockets and chain. Replace chain. Eliminate cause of overload.

Troubleshooting Guide

CONDITION/SYMPTOM	POSSIBLE CAUSE	WHAT TO DO
Missing or Broken Cotter Pins	Cotter pins installed improperly. Vibration. Excessively high speed.	Install new cotter pins per manufacturer's instructions. Replace chain. Reduce vibration. Use larger sprockets. Replace chain. Reduce speed. Redesign drive for smaller pitch chain.
Exposed Chain Surfaces Corroded or Pitted	Exposure to corrosive environment.	Replace chain. Protect from hostile environment.
Cracked Linkplates (Stress Corrosion)	Exposure to corrosive environment combined with stress from press fits.	Exposure to corrosive environment combined with stress from press fits.
		
Cracked Linkplates (Fatigue)	Load is greater than chain's dynamic capacity.	Replace chain. Reduce dynamic loading or redesign drive for larger chain.
		
Battered Linkplate Edges	Chain striking an obstruction.	Replace chain. Eliminate interference.
		
Worn Linkplate Contours	Chain rubbing on casing, guide, or obstruction.	Replace chain if 5% or more of height worn away. Re-tension chain. Eliminate interference.
		
Excessive Noise	Chain striking an obstruction. Loose casing or shaft mounts. Excess chain slack. Excessive sprocket wear. Sprocket misalignment. Inadequate lubrication. Chain pitch too large Too few sprocket teeth.	Replace chain. Eliminate interference. Tighten fasteners. Re-tension chain. Replace and re-tension chain. Replace chain and sprockets, if needed. Realign sprockets. Replace chain if needed. Re-establish proper lubrication. Redesign drive for smaller pitch chain. Check to see if larger sprockets can be used. If not, redesign drive.
Wear on Inside of Roller Linkplates and One Side of Sprockets	Sprocket misalignment.	Replace sprockets and chain if needed. Realign drive. Re-tension chain.
Chain Clings to Sprocket	Excessive sprocket wear. Sprocket misalignment.	Replace sprockets and chain. Replace sprockets and chain if needed. Realign sprockets.

Diamond Chain

Diamond Difference

Selection Guide

Carbon Steel

Corrosion & Moisture Resistant

Reduced Maintenance

Attachments

Application Specific

Horsepower Tables

Chain Components

Tools, Troubleshooting

Ordering Information

Terms and Conditions

Ordering Information

Ordering Information

Important Addresses, Emails & Phone Numbers

Americas - Corporate Headquarters

402 Kentucky Avenue
Indianapolis, IN 46225 USA

quotes@diamondchain.com
customerservice@diamondchain.com

317.638.6431
800.872.4246
317.613.2243 (fax)

Europe, Asia, Middle East, Africa

Tundry Way
Chainbridge Industrial Estate
Blaydon on Tyne
Tyne & Wear
NE21 5SJ
United Kingdom

sales@diamondchain.co.uk
+44-191-414-8822

China

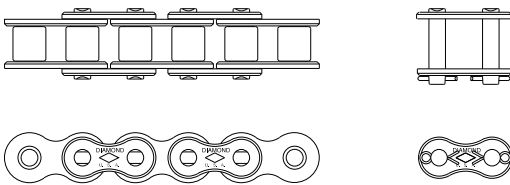
Litong Plaza Room 2204
No. 1350 North Sichuan Rd.
Hongkou District, Shanghai, 200080, China

salescn@diamondchain.com
+86-512-6265-3075


WWW.DIAMONDCHAIN.COM

Ordering Terminology

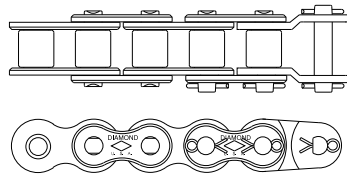
Chain-6 pitches long, including connecting link.



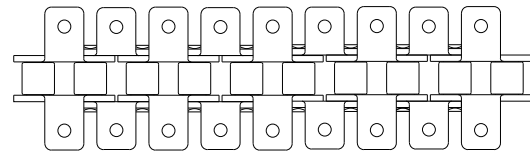
Chain-24 pitches long, riveted endless with no connecting link.



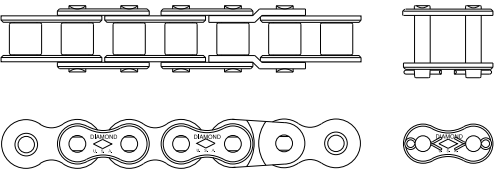
Chain-5 pitches long, including connecting link and one-pitch offset.



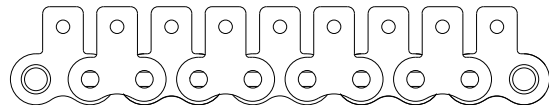
Chain-9 pitches long, with bent attachments, both sides of chain, every pitch.



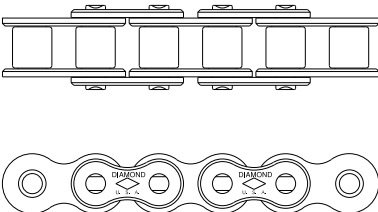
Chain-7 pitches long, including two-pitch offset and connecting link.



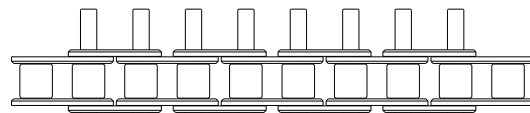
Chain-9 pitches long, with straight attachments, every pitch.



Chain-5 pitches long, roller link each end.



Chain-9 pitches long, with all pins extended.



Ordering Information

Ordering Examples

#60-2 riveted chain, press-fit center plate, 168 pitches including connecting link.

#35 riveted chain, 100 foot reel.

#60 cottered chain, 56 pitches including connecting link.

#50 riveted chain, 57 pitches including two pitch offset and connecting link.

#80 riveted chain, 36 pitches with straight attachments, one side of chain on pin links at four-pitch spacing, class 1 matched pair.

Ordering Details

All chains are furnished with connecting links unassembled unless otherwise specified.

Spring clip, slip fit, connecting links are standard for ASME/ANSI #60 and smaller. Open-ended spring clip standard, closed-end spring clip optional.

Cottered, slip-fit, connecting links are standard for ASME/ANSI #80 and larger.

Double-pitch conveyor roller chains with oversized rollers use same connecting links as standard rollers.

Duralube LIVE chains use same connecting links as standard series chain.

Pitch size does not allow ANSI #140 chain to be supplied in 10 foot lengths; instead it is provided in 10.21 foot lengths (3,112 mm) (70 pitches).

Pitch size does not allow ANSI #180 chain to be supplied in 10 foot lengths; instead it is provided in 10.13 foot lengths (3,088 mm) (54 pitches).

ASME/ANSI Number	Pitch (fraction)	Pitch (Decimal)	Pitches per foot
47		0.147	81.36
25	1/4	0.250	48
35	3/8	0.375	32
40-41	1/2	0.500	24
50	5/8	0.625	19.20
60	3/4	0.750	16
80	1	1.000	12
100	1 1/4	1.250	9.6
120	1 1/2	1.500	8
140	1 3/4	1.750	6.86
160	2	2.000	6
180	2 1/4	2.250	5.33
200	2 1/2	2.500	4.80
240	3	3.000	4

Instructions

Divide # pitches in chain by pitches per foot for length in feet
Multiple length in feet by 30.48 to convert to cm

Example

Convert 84 pitches of #160 chain to feet
 $84 \text{ pitches} \div 6 \text{ pitches/foot} = 14 \text{ feet}$
 $14 \text{ feet} * 30.48 \text{ cm/foot} = 426.7 \text{ cm}$

Standard Packaged Roller Chain Weights

The table below contain the weights of standard packaged roller chain. Additional lengths available upon request.

ASME/ANSI or Diamond Number	10 ft (3.05m) Boxes		50 ft (15.2m) Reel		100 ft (30.5m) Reel	
	lbs	kg	lbs	kg	lbs	kg
Single Strand Chain						
47 (micropitch)	0	0.2	2	0.9		
25	1.0	0.5	5	2.4	11	5.0
35	2.2	1.0	13	5.9	23	10.4
41	3.0	1.4	16	7.3	29	13.2
40	4	1.8	22	10.0	43	19.5
50	7	3.2	37	16.8	71	32.2
60	10	4.5	51	23.1	112	50.8
80	17	7.7	97	44.0	170	77.0
100	25	11.3	126	57.2	252	114.1
120	37	16.8				
140*	51	23.1				
160	66	29.9				
180**	87	39.5				
200	105	47.6				
240	170	77.1				
Double Strand Chain						
25-2						
35-2	5	2.0	23	10		
40-2	8	3.7	41	19	83	37.5
50-2	14	6.1	67	30	135	61.2
60-2	20	9.1	100	45		
80-2	34	15.4	163	74		
100-2	51	23.1				
120-2	75	34.0				
140-2*	100	45.4				
160-2	132	59.9				
180-2**	180	81.6				
200-2	215	97.5				
Triple Strand Chain						
35-3	7	3.2				
40-3	12	5.4				
50-3	20	9.1				
60-3	29	13.2				
80-3	51	23.1				
100-3	76	34.5				
120-3	112	50.8				
140-3*	148	67.1				
160-3	192	87.1				
180-3**	265	120.2				
200-3	323	146.5				
Quadruple Strand Chain						
60-4	40	18.1				
80-4	66	29.9				
100-4	100	45.4				
120-4	148	67.1				
140-4	195	88.5				
160-4	258	117.0				
Double Pitch Single Strand Chain						
2040	3	1.4				
C2040	3	1.5				
2050	5	2.3				
C2050	6	2.7				
2060	8	3.4			74	33.6
C2060H	11	5.0			107	48.5
C2080H	15	6.6				
Non-Standard Chains						
65 x 1/8	2	0.9				
867 x 5/16	4	2.0				
148 x 1/4	6	2.8				
148 x 5/16	7	3.0				
435 x 1/2	13	5.9				

*Default container for 140 chain is 10.2' (3.1m) boxes.

**Default container for 180 chain is 10.1' (3.1m) boxes.

Standard Packaged Roller Chain Parts

The table below contain the weights of standard packaged roller chain parts. Weights are for product and container only, and do not include any accompanying overpack, pallets, etc...

ASME/ANSI or Diamond Number	Connecting Links						Roller Links			Single Pitch Offset Links		
	Spring Clip Type			Cotter Pin Type			Qty/box	Wt (lbs)	Wt (kgs)	Qty/box	Wt (lbs)	Wt (kgs)
	Qty/box	Wt (lbs)	Wt (kgs)	Qty/box	Wt (lbs)	Wt (kgs)						
Single Strand Chain												
47 (micropitch)	50 ^t	0.3	0.1				50	0.3	0.1			
25	50 ^t	0.3	0.1				50	0.3	0.1	50	0.5	0.2
35	50 ^t	0.8	0.4				50	0.8	0.4	50	0.8	0.4
41	50 ^t	0.8	0.4				50	0.8	0.4	50	0.8	0.4
40	50 ^t	1.0	0.5				50	1.3	0.6	50	1.3	0.6
50	50 ^t	2.0	0.9				50	2.5	1.1	50	2.5	1.1
60	50	3.0	1.4	50	3.0	1.4	50	4.0	1.8	25	2.0	0.9
80	50	7.5	3.4	50	7.5	3.4	50	9.0	4.1	25	4.5	2.0
100				1	0.3	0.1	1	0.3	0.1	1	0.3	0.1
120				1	0.4	0.2	1	0.5	0.2	1	0.5	0.2
140				1	0.6	0.3	1	0.8	0.4	1	0.8	0.4
160				1	0.9	0.4	1	1.3	0.6	1	1.3	0.6
180				1	1.5	0.7	1	2.0	0.9	1	2.0	0.9
200				1	1.9	0.9	1	2.5	1.1	1	2.4	1.1
240												
65 x 1/8	50 ^t	0.8	0.4				50	0.8	0.4	50	0.8	0.4
867 x 5/16	50	0.4	0.2				20	0.5	0.2	20	0.5	0.2
Double Strand Chain												
25-2	50 ^t	0.5	0.2							1	0.1	0.0
35-2	50 ^t	0.5	0.2							1	0.1	0.0
40-2	50 ^t	1.5	0.7							1	0.1	0.0
50-2	50 ^t	3.0	1.4							1	0.1	0.0
60-2				25	2.5	1.1				1	0.2	0.1
80-2				25	5.5	2.5				1	0.3	0.1
100-2				1	0.5	0.2				1	0.6	0.3
120-2				1	0.8	0.4				1	1.0	0.5
140-2				1	1.2	0.5				1	1.6	0.7
160-2				1	1.8	0.8				1	2.4	1.1
180-2				1	2.8	1.3				1	3.6	1.6
200-2				1	3.7	1.7				1	4.7	2.1
Triple Strand Chain												
35-3	1	0.02	0.009							1	0.1	0.0
40-3	1	0.04	0.018							1	0.1	0.0
50-3	1	0.10	0.045							1	0.1	0.0
60-3				1	0.2	0.1				1	0.2	0.1
80-3				1	0.4	0.2				1	0.4	0.2
100-3				1	0.7	0.3				1	0.9	0.4
120-3				1	1.1	0.5				1	1.5	0.7
140-3				1	1.8	0.8				1	3.6	1.6
160-3												
180-3												
200-3				1	5.4	2.4				1	7.0	3.2
Quadruple Strand Chain												
35-4	1	0.03	0.014							1	0.1	0.0
40-4	1	0.10	0.045							1	0.1	0.0
50-4	1	0.10	0.045							1	0.2	0.1
60-4				1	0.2	0.1				1	0.3	0.1
80-4				1	0.4	0.2				1	0.6	0.3
100-4				1	0.9	0.4				1	1.1	0.5
120-4				1	1.5	0.7				1	2.0	0.9
140-4				1	2.4	1.1				1	3.1	1.4
160-4				1	3.5	1.6				1	4.8	2.2
Double Pitch Single Strand Chain												
2040	50 ^t	1.3	0.6	50 ^t	1.3	0.6	50	1.3	0.6	50	1.3	0.6
C2040	50 ^t	1.3	0.6	50 ^t	1.3	0.6				50	1.3	0.6
2050	50 ^t	2.5	1.1	50 ^t	2.5	1.1	50	2.5	1.1	50	2.5	1.1
C2050	50 ^t	3.0	1.4	50 ^t	3.0	1.4				50	3.0	1.4
2060	25	2.0	0.9	25	2.0	0.9	50	4.5	2.0	25	2.0	0.9
C2060H	25	3.3	1.5	25	3.3	1.5				25	3.3	1.5
C2080H												
Non-Standard Chains												
65 x 1/8	50 ^t	0.8	0.4				50	0.8	0.4	50	0.8	0.4
867 x 5/16	50	0.4	0.2				20	0.5	0.2	20	0.5	0.2
148 x 1/4												
148 x 5/16												
435 x 1/2												

t: One connecting link per poly bag in box of 50

Diamond Chain Company

Product Terms and Conditions/Warranty/Application Considerations

Terms and Conditions

- Unless otherwise shown here on, all terms are f.o.b. Seller's plant and net 30 days at Seller's prices in effect on the date of shipment. Shipments and deliveries shall at all times be subject to approval of the Seller. If Buyer shall fail to make any payments in accordance with the terms hereof, Seller may cancel this order as to any undelivered items, and in addition to its other rights and remedies, but not in limitation thereof, at Seller's option, defer or withhold shipments or deliveries hereunder (or under any other contract with Buyer) except upon Seller's receipt of cash before shipment or such security as Seller deems satisfactory.
- Unless otherwise shown as included in the price, such prices does not include any freight rate increases and/or added expense resulting from compliance with Buyer's shipping instructions whether or not reflected in Buyer's order; the expense of intra-city delivery to rail siding on shipments by rail; any applicable manufacturer's sales, use or value added taxes, import or export duties; the expense of special preparation for export including export packaging, consular invoices, export declarations, certificates of origin, insurance in transit or similar items; and examination or inspection charges incident to inspection by other than Seller's employees or agents. Buyer will be invoiced for those items where applicable; import licenses, foreign exchange and customs approval required in connection with the purchase, delivery or payment of goods, materials and products (hereinafter referred to as "goods") are to be obtained by and provided at Buyer's expense. In no event shall Buyer's shipping instructions waive any term or condition as to delivery herein.
- Starting costs cover in part tools, dies, and fixtures complementing equipment peculiar to the Seller's facility and would ordinarily have little use elsewhere. Title to such tooling remains with the Seller.
- Because of manufacturing allowances essential in the production of made-to-order items, the seller reserves the right to ship and Buyer agrees to accept an overrun of any quantity up to and including 10% when made-to-order items are ordered.
- Deliveries shall be considered made when the goods hereunder, or any part thereof, are either loaded on inland carriers evidenced by transportation receipts or placed in storage, whichever shall be earlier in time. At that time title to and risk of loss of the goods shall pass to Buyer. Seller shall not be responsible for delay in or failure of deliveries resulting from any cause beyond Seller's control, including without limitation: fire, act of God or force majeure, riot, civil demonstrations, insurrection, war or national emergency, strike or labor dispute, freight embargo or transportation delay, shortage of labor, inability to secure fuel, material, supplies or power at current prices or on account of shortage thereof, demands exceeding Seller's manufacturing or delivery capacity, or any governmental law, act, order, rule or regulation issued by any official or governmental agency (local, state, federal or foreign) affecting the conduct of Seller's business and with which Seller in its judgment or discretion deems it advisable to comply whether or not it may have any legal duty to do so. Buyer agrees to inspect at Buyer's expense and risk all goods before acceptance, and to refuse acceptance unless any loss or damage in transit is fully noted on the delivery bills and receipts. Seller assumes no responsibility for damage to or loss of goods occurring during shipment or delivery, and Buyer agrees to make all claims for any such damage or loss.
- Cancellation or change in any order by Buyer shall not be effective without notice received, agreed to, and confirmed in writing by Seller. In the event Seller in its discretion approves Buyer's cancellation or change of an order, Buyer agrees to pay a reasonable cancellation or inventory carrying charge. Seller's prior written consent must be obtained before returning any goods.
- Any action by Buyer under or for breach of this agreement must be commenced within two (2) years after the cause of action has accrued.
- Buyer's order is accepted on the terms and conditions stated herein and Seller's acceptance of Buyer's order is expressly made conditioned upon Buyer's assent to such terms and conditions. No agreement or understanding, oral or written, shall be binding on Seller (whether contained in Buyer's purchase forms or otherwise), other than set forth herein, if such shall in any way modify or waive the terms or conditions herein, unless hereafter made in writing and signed by Seller's authorized representative. Waived by Seller of any default hereunder shall not be deemed a waiver by Seller of any other or subsequent default which may thereafter occur.
- These terms and conditions shall be construed in accordance with the laws of the State of Illinois.

Limited Warranty Policy

SELLER EXPRESSLY EXCLUDES ALL WARRANTIES, GUARANTEES AND REPRESENTATIONS, EXPRESS OR IMPLIED, INCLUDING BUT NOT LIMITED TO WARRANTIES OF MERCHANTABILITY, MATERIALS, WORKMANSHIP, DESIGN AND SUITABILITY FOR A SPECIFIED OR INTENDED PURPOSE. In lieu thereof, any goods which upon Seller's determination are defective in due to faulty material, workmanship or design, as determined by Seller, will be repaired, or replaced, f.o.b. point of origin, or the unit purchase price refunded, at Seller's option; provided that the goods are returned (upon Seller's written consent first being given), or the same are rejected, in either event within ten (10) years of sale for the Diamond product series, five (5) years of sale for the Infinity product series, and one (1) year for the Sapphire product series, except that as to goods purchased by Seller from others and resold to Buyer or incorporated in Seller's goods, Buyer shall have remaining warranty available from Seller's supplier which shall be Buyer's sole recourse. Seller shall not be liable for Buyer's loss of profit or any special or consequential damage or loss, nor for any cost incurred by Buyer for alteration, field modification, repair or work done on the goods without Seller's express approval in writing prior to any such alteration, field modifications, repair or work. Seller's total liability shall in no event exceed the purchase price of the goods purchased.

Unless specifically stated to the contrary on the face of the order, the Buyer represents that none of the materials supplied hereunder are to be used in a motor vehicle in such a manner as to be subject to the safety standards adopted under the National Traffic and Motor Vehicle Safety Act of 1966, and Buyer agrees to indemnify the Seller against any liability under said Act if such representation is not correct. If the materials are to be subject to such standards and the Buyer specifically so state, the Seller, if it accepts the order, warrants that the material complies with all applicable standards under said Act.

Application Considerations

The proper selection and application of roller chain and roller chain components, including the related area of product safety, is the responsibility of the customer. Operating and performance requirements and potential associated issues will vary appreciably depending upon the use and application of such products and components. The scope of the technical and application information included in this publication is necessarily limited. Unusual operating environments and conditions, including lubrication, loading, and other factors, can materially affect the application and operating results of the products and components and the customer should carefully review its requirements. Any technical advice or review furnished by Diamond Chain Company and its affiliates with respect to the use of products and components is given in good faith and without charge, and Diamond Chain Company assumes no obligation or liability for the advice given, or results obtained, all such advice and review being given and accepted at customer's risk.

Notes





Diamond Chain Company is the recognized world leader in the design and manufacture of high quality, high performance roller chain. Since 1890, we've produced tens of thousands of types of roller chain for a wide variety of applications from oil field to conveyors and to combines. Our commitment to quality includes being certified by both ISO 9001:2000 and the American Petroleum Institute.



402 Kentucky Avenue Indianapolis, IN 46225
1-800 US CHAIN (872-4246)
diamondchain.com