

Self-Aligning Ball Bearings




83-92



Product Reference & Interchange Catalog

CATALOG
2008



CONSOLIDATED BEARINGS COMPANY

Ten Wing Drive, Cedar Knolls, New Jersey 07927-1099

Tel: (973) 539-8300

Toll Free: 1-877-CON-BRG4

Fax: (973) 539-5902

(266-2744)

E-mail: sales@consbrgs.com Web Site: www.consbrgs.com

The contents of this catalog are the copyright of the publisher and may not be reproduced (including extracts) unless permission is granted in writing by Consolidated Bearings Company, Cedar Knolls, New Jersey. Every care has been taken to ensure the accuracy of the data contained in this catalog. No liability can be accepted for any errors, omissions or manufacturing design changes.

Price per copy - \$75.00

© Copyright 2008, Consolidated Bearings Co.



About the Company...

Consolidated Bearings Company, founded in 1932 by William F. Meerwarth, was originally established as a bearing rebuilder and manufacturer. In 1934 **Consolidated** obtained the exclusive contract to represent the SRO Ball Bearing Company of Zürich, Switzerland for sales of its products in the United States.

During World War II, when importing from Europe became non-existent, **Consolidated** concentrated its efforts in its Bearing Rebuilding Division. This Division added many valuable contributions to the War Effort in repairing and rebuilding worn bearings on an emergency basis. For their efforts, **Consolidated** earned the Army/Navy "E" Award.

Soon after the war, **Consolidated** reactivated its Import Division by representing several major European bearing manufacturers. Selling exclusively to Bearing Distributors and OEM Accounts, **Consolidated** established a network of sales offices and district warehouses throughout the United States to provide prompt and efficient service to all its customers.

In 1969, **Consolidated** built and moved to its present location in Cedar Knolls, New Jersey, a suburb West of New York City. Since then, **Consolidated** has twice increased the size of its facilities to keep up with its expanding product line. The most recent enlargement added another 125,000 square feet of warehouse space.

Consolidated is constantly looking at new products and new technologies to meet the future needs of its customers. The goal at **Consolidated** is to provide its customers with the most reliable service possible.

Abbreviations / Brands - Manufacturers

The following is a list of abbreviation/brands we have used in this catalog to identify the manufacturers and their respective country of origin.

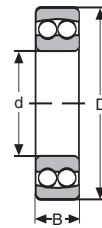
BRAND	MANUFACTURER
ADR	Les Applications du Roulement - Div. of SKF Europe - France
AETNA	Aetna Bearing Co. - U.S.A.
AMERICAN	American Roller Bearing Co. - U.S.A.
ANDREWS	Andrews Bearing Corp. – Subs. of MPB Corp. – U.S.A.
AURORA	Aurora Bearing Co. – U.S.A.
BAL	Emil Baltzer - Germany
4 BARDEN	The Barden Corp. - Div. of Industrierwerk Schaeffler-Germany & USA.
BCA	BCA Bearing Div. - Federal Mogul - U.S.A.
BERLISS	Berliss Bearing Co. - U.S.A.
BOWER	Bower Bearing Div. - Federal Mogul - U.S.A.
CFW	Carl Freudenberg - Germany
CORLETT-TURNER	Corlett-Turner Co. - U.S.A.
ELGES	Helmut Elges GmbH - Germany
3 FAF	Fafnir Bearing - Div. of The Torrington Co. - U.S.A.- Subsidiary of Timken Bearing Co.
4 FAG	FAG Kugelfischer Georg Schafer & Co. - Germany and U.S.A. Subs. of Industrierwerk Schaeffler-Germany & USA.
FBC	Fafnir Bearing Co. Ltd. - England
FED/Schatz	Schatz Federal Bearing Co. Inc. - U.S.A.
GOETZE	Goetzewerka - Germany
HEIM	Heim Bearings Div. – Roller Bearing Co. of America – U.S.A.
1 HOFF	Hoffmann Manufacturing Co. - U.S.A. - England
HYATT	New Departure Hyatt - Hyatt Bearings Div. - U.S.A.
INA	Industrierwerk Schaeffler - Germany & U.S.A.
ISC	Ishii Steel Ball Co. Ltd. – Div. of Genbearco International Corp. - Japan
KACO	Kupfer-Asbest Co. - Germany
KAYDON	Kaydon Corp. - U.S.A.
McGILL	McGill Manufacturing Co. - U.S.A.
MRC	MRC Bearings - Div. of SKF Industries - U.S.A.
NACHI	Nachi-Fujikoshi Corp. - Japan
NADELLA	Nadella Societe Anoyma - France
ND	New Departure Hyatt - U.S.A.
2 NH	Norma Hoffmann Bearing Corporation - U.S.A.
NICE	Nice Ball Bearing Co. - Div. SKF Industries - U.S.A.
NMB	Nippon Miniature Bearing Co. Ltd. – Japan
NSK	NSK Bearing Corp. - Japan
NTN	NTN-Toyo Bearing Co. Ltd. - Japan
RBC	Roller Bearing Co. of America - U.S.A.
RHP	Ransome Hoffmann Pollard Ltd. - England
1 R&M	Ransome & Marles Bearing Co. Ltd - England
RIV	RIV - SKF - Italy
RMB	Landis & Gyr, Inc. - U.S.A.
ROLLWAY	Rollway Bearing Div. - Lipe-Rollway Corp. - U.S.A.
SEALMASTER	Sealmaster Bearing Div. - Emerson Electric - U.S.A.
SKF	SKF Industries - U.S.A, Sweden, England, Germany, France
SMITH	Smith Bearing Co. - U.S.A.
SNR	Societe Nouvelle de Roulements - France
SPHERCO	Spherco Bearing Div. – Emerson Electric – U.S.A.
2 SRO	J. Schmid-Roost Ltd. - Switzerland
STAR	Deutsche Star Kugelhalter GmbH - Germany
STEYR	Steyr-Walzlager GmbH - Subs. of SKF Industries - Austria
THOMSON	Thomson Industries Inc. - U.S.A.
TORRINGTON	The Torrington Company - U.S.A.- Subsidiary of Timken Bearing Co.

¹ These manufacturers have been reorganized to form RHP - Ransome Hoffmann Pollard Ltd.

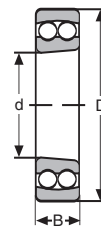
² These manufacturers have been purchased by FAG. Therefore, these brands are no longer in use.

³ These manufacturers have been reorganized to form a subsidiary of Timken Bearing Co

⁴ These manufacturers have been reorganized to form a division of Industrierwerk Schaeffler-Germany & USA.



Cylindrical Bore
Open



Tapered Bore - 1:12
Open

SELF-ALIGNING BALL BEARINGS

Consolidated No.	Dimensions (Metric)			Approx.		Interchange
	d	D	B	Wgt. lbs	ADR	
SAV-3	3	10	4	.010	V 3	
SAV-4	4	12	4	.010	V 4	
SAV-5	5	13	4	.020	V 5	
SAV-6	6	15	5	.020	V 6	
SAV-7	7	17	5	.030	V 7	
SAV-8	8	19	6	.030	V 8	
SAV-9	9	20	6	.040	V 9	

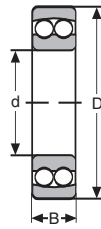
SELF-ALIGNING BALL BEARINGS

Consolidated No.	Dimensions (Metric)			Approx. Wgt. (lbs.)	Interchange					
	d	D	B		FAG	FAF	FED	MRC	SKF	STEYR
13300	5	19	6	.020	135TV	-	-	135	135	-
13301	6	19	6	.020	126TV	-	-	126	126	-
13302	7	22	7	.040	127TV	-	-	125	127	-
13303	8	22	7	.040	108TV	-	-	108	108	-
13304	9	26	8	.050	129TV	-	-	129	129	-
1200	10	30	9	.080	1200TV	-	1200 SA	1200 E	1200 E	1200 E/TG
1201	12	32	10	.090	1201TV	-	1201 SA	1201 E	1201 E	1201 E/TG
1202	15	35	11	.110	1202TV	-	1202 SA	1202 E	1202 E	1202 E/TG
1203	17	40	12	.170	1203TV	-	1203 SA	1203 E	1203 E	1203 E/TG
* 1204	20	47	14	.270	1204TV	L-204	1204 SA	1204 E	1204 E	1204 E/TG
* 1205	25	52	15	.320	1205TV	L-205	1205 SA	1205 E	1205 E	1205 E/TG
* 1206	30	62	16	.490	1206TV	L-206	1206 SA	1206 E	1206 E	1206 E/TG
* 1207	35	72	17	.720	1207TV	L-207	1207 SA	1207 E	1207 E	1207 E/TG
* 1208	40	80	18	.920	1208TV	L-208	1208 SA	1208 E	1208 E	1208 E/TG
* 1209	45	85	19	1.030	1209TV	L-209	1209 SA	1209 E	1209 E	1209 E/TG
* 1210	50	90	20	1.160	1210TV	L-210	1210 SA	1210 E	1210 E	1210 E/TG
* 1211	55	100	21	1.550	1211TV	L-211	1211 SA	1211 E	1211 E	1211 E/TG
* 1212	60	110	22	1.980	1212TV	L-212	1212 SA	1212 E	1212 E	1212 E/TG
* 1213	65	120	23	2.540	1213TV	L-213	1213 SA	1213 E	1213 E	1213 E/TG
* 1214	70	125	24	2.780	1214TV	-	1214 SA	1214	1214	1214
* 1215	75	130	25	3.000	1215TV	L-215	1215 SA	1215	1215	1215
* 1216	80	140	26	3.680	1216TV	-	1216 SA	1216	1216	1216
* 1217	85	150	28	4.560	1217TV	-	1217 SA	1217	1217	1217
* 1218	90	160	30	5.560	1218	-	1218 SA	1218	1218	1218
* 1219	95	170	32	6.840	1219	-	1219 SA	1219	1219	1219
* 1220	100	180	34	8.980	1220	-	1220 SA	1220	1220	1220
* 1221	105	190	36	10.600	1221	-	-	-	1221	1221
* 1222	110	200	38	12.540	1222	-	1222 SA	1222	1222	1222
* 1224 M	120	215	42	17.000	1224M	-	-	1224	1224	1224 M
* 1226 M	130	230	46	20.350	1226M	-	-	1226	1226	-
* 1228 M	140	250	50	26.680	1228M	-	-	-	-	-
* 1230 M	150	270	54	35.000	1230M	-	-	-	-	-

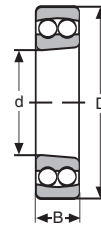
* Also available in tapered bore - suffix "K" (taper 1:12)

NOTE:

- 1.) 1201 thru 1222 also available with machined bronze cage - "M" suffix.
- 2.) 1224 not equal to SKF (U.S.A.) width.
- 3.) Above sizes also available in C/2, C/3, C/4 and C/5 internal clearances.
- 4.) Allowable misalignment 4°.



Cylindrical Bore
Open



Tapered Bore - 1:12
Open

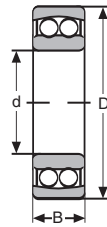
SELF-ALIGNING BALL BEARINGS

Consolidated No.	Dimensions (Metric)			Approx. Wgt. (lbs.)	Interchange			MRC SKF	STEYR
	d	D	B		FAG	FAF	FED		
2200	10	30	14	.110	2200 TV	-	2200 SA	2200 E	2200 E/TG
2201	12	32	14	.120	2201 TV	-	2201 SA	2201 E	2201 E/TG
2202	15	35	14	.140	2202 TV	-	2202 SA	2202 E	2202 E/TG
2203	17	40	16	.200	2203 TV	-	2203 SA	2203 E	2203 E/TG
2204	20	47	18	.310	2204 TV	-	2204 SA	2204 E	2204 E/TG
* 2205	25	52	18	.360	2205 TV	-	2205 SA	2205 E	2205 E/TG
* 2206	30	62	20	.580	2206 TV	-	2206 SA	2206 E	2206 E/TG
* 2207	35	72	23	.890	2207 TV	-	2207 SA	2207 E	2207 E/TG
* 2208	40	80	23	1.110	2208 TV	-	2208 SA	2208 E	2208 E/TG
* 2209	45	85	23	1.200	2209 TV	L-6209	2209 SA	2209 E	2209 E/TG
* 2210	50	90	23	1.300	2210 TV	-	2210 SA	2210 E	2210 E/TG
* 2211	55	100	25	1.790	2211 TV	-	2211 SA	2211 E	2211 E/TG
* 2212	60	110	28	2.400	2212 TV	-	2212 SA	2212 E	2212 E/TG
* 2213	65	120	31	3.220	2213 TV	-	2213 SA	2213 E	2213 E/TG
* 2214	70	125	31	3.350	2214	-	2214 SA	2214	2214
* 2215	75	130	31	3.570	2215	-	2215 SA	2215	2215
* 2216	80	140	33	4.430	2216	-	2216 SA	2216 E	2216 E/TG
* 2217	85	150	36	5.560	2217	L-6217	2217 SA	2217	2217
* 2218	90	160	40	7.500	2218	-	2218 SA	2218	2218
* 2219	95	170	43	9.040	2219	-	2219 SA	2219	2219
* 2220 M	100	180	46	11.100	2220 M	-	2220 SA	2220	2220
* 2221 M	105	190	50	15.060	-	-	2221 SA	2221	-
* 2222 M	110	200	53	17.730	2222 M	-	2222 SA	2222	2222 M
* 2224 M	120	215	58	22.410	-	-	-	-	-
* 2226 M	130	230	64	27.900	-	-	-	-	-
* 2228 M	140	250	68	35.410	-	-	-	-	-
* 2230 M	150	270	73	44.870	-	-	-	-	-

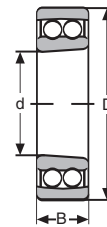
*Also available in tapered bore-suffix "K" (taper 1:12)

NOTE:

- 1.) 2203 thru 2219 also available with machined bronze cage - "M" suffix.
- 2.) Above sizes also available in C/2, C/3, C/4, and C/5 internal clearances.
- 3.) Allowable misalignment 4°.



Cylindrical Bore
Two Seals
2RS



Tapered Bore - 1:12
Two Seals
2RS

SELF-ALIGNING BALL BEARINGS - TWO SEALS

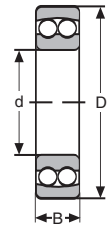
Consolidated No.	Dimensions (Metric)			Approx. Wgt. (lbs.)	Interchange				
	d	D	B		FAG	MRC	RIV	SKF (Eur.)	STEYR
2200-2RS	10	30	14	.110	2200-2RS-TVH	2200 E-2RS1	AJL 10	2200 E-2RS1TN9	2200 E/2RS1/TG
2201-2RS	12	32	14	.120	2201-2RS-TVH	2201 E-2RS1	AJL 12	2201 E-2RS1TN9	2201 E/2RS1/TG
2202-2RS	15	35	14	.130	2202-2RS-TVH	2202 E-2RS1	AJL 15	2202 E-2RS1TN9	2202 E/2RS1/TG
2203-2RS	17	40	16	.200	2203-2RS-TVH	2203 E-2RS1	AJL 17	2203 E-2RS1TN9	2203 E/2RS1/TG
2204-2RS	20	47	18	.310	2204-2RS-TVH	2204 E-2RS1	AJL 20	2204 E-2RS1TN9	2204 E/2RS1/TG
2205-2RS	25	52	18	.360	2205-2RS-TVH	2205 E-2RS1	AJL 25	2205 E-2RS1TN9	2205 E/2RS1/TG
2206-2RS	30	62	20	.570	2206-2RS-TVH	2206 E-2RS1	AJL 30	2206 E-2RS1TN9	2206 E/2RS1/TG
2207-2RS	35	72	23	.910	2207-2RS-TVH	2207 E-2RS1	AJL 35	2207 E-2RS1TN9	2207 E/2RS1/TG
2208-2RS	40	80	23	1.100	2208-2RS-TVH	2208 E-2RS1	AJL 40	2208 E-2RS1TN9	2208 E/2RS1/TG
2209-2RS	45	85	23	1.170	2209-2RS-TVH	2209 E-2RS1	AJL 45	2209 E-2RS1TN9	2209 E/2RS1/TG
2210-2RS	50	90	23	1.260	2210-2RS-TVH	2210 E-2RS1	AJL 50	2210 E-2RS1TN9	2210 E/2RS1/TG
2211-2RS	55	100	25	1.750	2211-2RS-TVH	2211 E-2RS1	AJL 55	2211 E-2RS1TN9	2211 E/2RS1/TG
2212-2RS	60	110	28	2.320	2212-2RS-TVH	2212 E-2RS1	AJL 60	2212 E-2RS1TN9	2212 E/2RS1/TG
2213-2RS	65	120	31	3.130	2213-2RS-TVH	2213 E-2RS1	AJL 65	2213 E-2RS1TN9	-
2214-2RS	70	125	31	3.350	2214-2RS-TVH	2214 E-2RS1	AJL 70	2214 E-2RS1TN9	-

TAPERED BORE - TWO SEALS

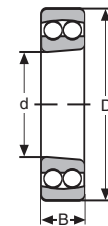
2204-K 2RS	20	47	18	.310	-	-	AJLK 20	-	-
2205-K 2RS	25	52	18	.360	2205K.2RS.TV	2205E2RS1K	AJLK 25	2205 E-2RS1K	2205 EK/2RS1/TG
2206-K 2RS	30	62	20	.570	2206K.2RS.TV	2206E2RS1K	AJLK 30	2206 E-2RS1K	2206 EK/2RS1/TG
2207-K 2RS	35	72	23	.910	2207K.2RS.TV	2207E2RS1K	AJLK 35	2207 E-2RS1K	2207 EK/2RS1/TG
2208-K 2RS	40	80	23	1.100	2208K.2RS.TV	2208E2RS1K	AJLK 40	2208 E-2RS1K	2208 EK/2RS1/TG
2209-K 2RS	45	85	23	1.170	2209K.2RS.TV	2209E2RS1K	AJLK 45	2209 E-2RS1K	2209 EK/2RS1/TG
2210-K 2RS	50	90	23	1.260	2210K.2RS.TV	2210E2RS1K	AJLK 50	2210 E-2RS1K	2210 EK/2RS1/TG
2211-K 2RS	55	100	25	1.750	2211K.2RS.TV	2211E2RS1K	AJLK 55	2211 E-2RS1K	2211 EK/2RS1/TG
2212-K 2RS	60	110	28	2.320	-	-	AJLK 60	-	-
2213-K 2RS	65	120	31	3.130	-	-	AJLK 65	-	-
2214-K 2RS	70	125	31	3.350	-	-	AJLK 70	-	-

NOTE:

- 1.) Allowable misalignment 1.5°
- 2.) Above sizes also available with high capacity design - suffix "E". (Example:2207E-2RS)



Cylindrical Bore
Open



Tapered Bore - 1:12
Open

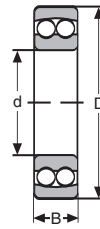
SELF-ALIGNING BALL BEARINGS

Consolidated No.	Dimensions (Metric)			Approx. Wgt. (lbs.)	Interchange				
	d	D	B		FAG	FAF	FED	MRC SKF	STEYR
1300	10	35	11	.130	1300TV	-	1300 SA	-	-
1301	12	37	12	.150	1301TV	-	1301 SA	1301 E	-
1302	15	42	13	.210	1302TV	-	1302 SA	1302 E	1302 E/TG
1303	17	47	14	.290	1303TV	-	1303 SA	1303 E	1303 E/TG
1304	20	52	15	.360	1304TV	L-304	1304 SA	1304 E	1304 E/TG
* 1305	25	62	17	.570	1305TV	L-305	1305 SA	1305 E	1305 E/TG
* 1306	30	72	19	.860	1306TV	L-306	1306 SA	1306 E	1306 E/TG
* 1307	35	80	21	1.120	1307TV	L-307	1307 SA	1307 E	1307 E/TG
* 1308	40	90	23	1.580	1308TV	L-308	1308 SA	1308 E	1308 E/TG
* 1309	45	100	25	2.110	1309TV	L-309	1309 SA	1309 E	1309 E/TG
* 1310	50	110	27	2.670	1310TV	L-310	1310 SA	1310 E	1310 E/TG
* 1311	55	120	29	3.480	1311TV	L-311	1311 SA	1311 E	1311 E/TG
* 1312	60	130	31	4.320	1312	-	1312 SA	1312 E	1312 E/TG
* 1313	65	140	33	5.400	1313	L-313	1313 SA	1313 E	1313 E/TG
* 1314	70	150	35	6.590	1314	L-314	1314 SA	1314	1314
* 1315	75	160	37	7.850	1315	L-315	1315 SA	1315	1315
* 1316	80	170	39	9.220	1316	L-316	1316 SA	1316	1316
* 1317	85	180	41	11.000	1317	-	1317 SA	1317	1317
* 1318	90	190	43	12.800	1318	-	1318 SA	1318	1318
* 1319	95	200	45	16.280	1319M	-	1319 SA	1319	1319
* 1320	100	215	47	20.130	1320M	-	1320 SA	1320	1320
* 1321 M	105	225	49	23.320	1321M	-	1321 SA	-	-
* 1322 M	110	240	50	26.950	1322	-	1322 SA	1322	1322 M
* 1324 M	120	260	55	38.810	1324	-	-	-	-
* 1326 M	130	280	58	45.840	1326	-	-	-	-
* 1328 M	140	300	62	56.750	1328	-	-	-	-

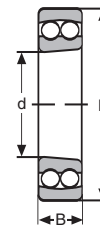
* Also available in tapered bore-suffix "K" (taper 1:12)

NOTE:

- 1.) 1304 thru 1320 also available with machined bronze cage - "M" suffix.
- 2.) Above sizes also available in C/2, C/3, C/4 and C/5 internal clearances.
- 3.) Allowable misalignment 4°.



Cylindrical Bore
Open



Tapered Bore - 1:12
Open

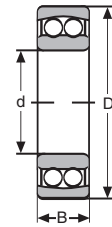
SELF-ALIGNING BALL BEARINGS

Consolidated No.	Dimensions (Metric)			Approx. Wgt. (lbs.)	Interchange					
	d	D	B		FAG	FAF	FED	MRC	SKF	STEYR
2300	10	35	17	.190	-	-	2300 SA	-	-	-
2301	12	37	17	.220	-	L-6301	2301 SA	2301	2301	-
2302	15	42	17	.260	2302	L-6302-2	2302 SA	2302	2302	-
2303	17	47	19	.350	2303	-	2303 SA	2303	2303	2303
*2304	20	52	21	.470	2304	-	2304 SA	2304	2304	2304 E/TG
*2305	25	62	24	.740	2305 TV	-	2305 SA	2305	2305	2305 E/TG
*2306	30	72	27	1.100	2306 TV	-	2306 SA	2306	2306	2306
*2307	35	80	31	1.490	2307 TV	L-6307	2307 SA	2307 E	2307 E	2307 E/TG
*2308	40	90	33	2.040	2308 TV	L-6308	2308 SA	2308 E	2308 E	2308 E/TG
*2309	45	100	36	2.710	2309 TV	L-6309	2309 SA	2309 E	2309 E	2309 E/TG
*2310	50	110	40	3.620	2310 TV	L-6310	2310 SA	2310	2310	2310
*2311	55	120	43	4.630	2311 TV	L-6311	2311 SA	2311	2311	2311
*2312	60	130	46	5.730	2312 TV	L-6312	2312 SA	2312	2312	2312
*2313	65	140	48	7.120	2313	-	2313 SA	2313	2313	2313
*2314	70	150	51	9.460	2314	L-6314	2314 SA	2314	2314	2314
*2315	75	160	55	11.440	2315	-	2315 SA	2315	2315	2315
*2316	80	170	58	14.850	2316 M	-	2316 SA	2316	2316	2316
*2317 M	85	180	60	17.050	2317 M	L-6317	2317 SA	2317	2317	2317 M
*2318 M	90	190	64	20.460	2318 M	-	2318 SA	2318	2318M	2318 M
*2319 M	95	200	67	23.760	2319 M	-	2319 SA	2319	2319M	-
*2320 M	100	215	73	30.030	2320 M	-	2320 SA	2320	2320M	-
*2321 M	105	225	77	35.890	2321	-	2321 SA	-	-	-
*2322 M	110	240	80	43.420	2322	-	2322 SA	2322	2322	-

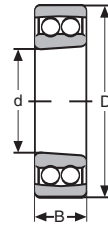
*Also available in tapered bore-suffix "K" (taper 1:12)

NOTE:

- 1.) 2304 thru 2316 also available with machined bronze cage - "M" suffix.
- 2.) Above sizes also available in C/2, C/3, C/4 and C/5 internal clearances.
- 3.) Allowable misalignment 4°.



Cylindrical Bore
Two Seals
2RS



Tapered Bore - 1:12
Two Seals
2RS

SELF-ALIGNING BALL BEARINGS - TWO SEALS

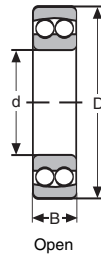
Consolidated No.	Dimensions (Metric)			Approx. Wgt. (lbs.)	Interchange				
	d	D	B		FAG	MRC	RIV	SKF	STEYR
2300-2RS	10	35	17	.190	-	-	BJL 10	-	-
2301-2RS	12	37	17	.200	-	-	BJL 12	-	-
2302-2RS	15	42	17	.250	-	2302 E2RS1	BJL 15	2302 E-2RS1	-
2303-2RS	17	47	19	.360	2303.2RS	2303 E2RS1	BJL 17	2303 E-2RS1	-
2304-2RS	20	52	21	.470	2304.2RS	2304 E2RS1	BJL 20	2304 E-2RS1	2304 E/2RS1/TG
2305-2RS	25	62	24	.750	2305.2RS.TV	2305 E2RS1	BJL 25	2305 E-2RS1	2305 E/2RS1/TG
2306-2RS	30	72	27	1.120	2306.2RS.TV	2306 E2RS1	BJL 30	2306 E-2RS1	2306 E/2RS1/TG
2307-2RS	35	80	31	1.550	2307.2RS.TV	2307 E2RS1	BJL 35	2307 E-2RS1	2307 E/2RS1/TG
2308-2RS	40	90	33	2.120	2308.2RS.TV	2308 E2RS1	BJL 40	2308 E-2RS1	2308 E/2RS1/TG
2309-2RS	45	100	36	2.830	2309.2RS.TV	2309 E2RS1	BJL 45	2309 E-2RS1	2309 E/2RS1/TG
2310-2RS	50	110	40	3.640	2310.2RS.TV	2310 E2RS1	BJL 50	2310 E-2RS1	2310 E/2RS1/TG
2311-2RS	55	120	43	4.740	2311.2RS.TV	-	BJL 55	-	-
2312-2RS	60	130	46	5.910	-	-	BJL 60	-	-
2313-2RS	65	140	48	7.190	-	-	BJL 65	-	-
2314-2RS	70	150	51	9.220	-	-	BJL 70	-	-

TAPERED BORE - TWO SEALS

2304-K 2RS	20	52	21	.470	2304 K.2RS	-	BJLK 20	-	-
2305-K 2RS	25	62	24	.750	2305 K.2RS.TV	-	BJLK 25	-	-
2306-K 2RS	30	72	27	1.120	2306 K.2RS.TV	-	BJLK 30	-	-
2307-K 2RS	35	80	31	1.550	2307 K.2RS.TV	-	BJLK 35	-	-
2308-K 2RS	40	90	33	2.120	2308 K.2RS.TV	-	BJLK 40	-	-
2309-K 2RS	45	100	36	2.830	2309 K.2RS.TV	-	BJLK 45	-	-
2310-K 2RS	50	110	40	3.640	2310 K.2RS.TV	-	BJLK 50	-	-
2311-K 2RS	55	120	43	4.740	2311 K.2RS.TV	-	BJLK 55	-	-
2312-K 2RS	60	130	46	5.910	-	-	BJLK 60	-	-
2313-K 2RS	65	140	48	7.190	-	-	BJLK 65	-	-
2314-K 2RS	70	150	51	9.220	-	-	BJLK 70	-	-

NOTE:

- 1.) Allowable misalignment 1.5°
- 2.) Above sizes also available with high capacity design - suffix "E" (Example: 2307E-2RS)



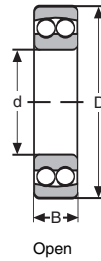
SELF-ALIGNING BALL BEARINGS

Consolidated No.	Dimensions (Metric)			Approx. Wgt. (lbs.)	Interchange			
	d	D	B		FAG SKF	FAF	FED	RHP
10403	17	62	17	.690	10403	-	-	-
10404	20	72	19	1.030	10404	-	-	-
10405	25	80	21	1.300	10405	-	1405-SA	NHJ 25
10406	30	90	23	1.830	10406	-	1406-SA	NHJ 30
10407	35	100	25	2.380	10407	-	1407-SA	NHJ 35
10408	40	110	27	2.980	10408	-	1408-SA	NHJ 40
10409	45	120	29	3.880	10409	-	1409-SA	NHJ 45
10410	50	130	31	4.850	10410	-	1410-SA	NHJ 50
* 10411	55	140	33	5.950	10411	L-411	1411-SA	NHJ 55
10412	60	150	35	7.280	10412	L-412	1412-SA	NHJ 60
* 10413	65	160	37	8.600	10413	L-413	1413-SA	NHJ 65
10414	70	180	42	12.600	10414	L-414	1414-SA	NHJ 70
* 10415	75	190	45	15.200	10415	L-415	1415-SA	NHJ 75
* 10416	80	200	48	17.400	10416	L-416	1416-SA	-
10417 M	85	210	52	21.100	10417	-	1417-SA	-
10418 M	90	225	54	29.600	10418	L-418	1418-SA	-
10419 M	95	250	55	35.000	10419	-	-	-
10420 M	100	265	60	36.310	10420	-	-	-

* Also available in suffix - "GE" (one side of outer ring beveled)

NOTE:

- 1.) 10412 thru 10420 available with C/3 clearance.
- 2.) Allowable misalignment 4°.

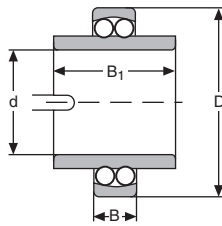


SELF-ALIGNING BALL BEARINGS

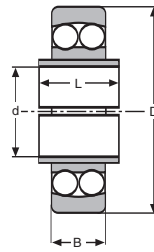
Consolidated No.	Dimensions (Metric)			Approx. Wgt. (lbs.)	Interchange	
	d	D	B		MRC	SKF
1405 M	25	80	25	1.700	-	-
1406 M	30	90	28	2.350	1406	-
1407 M	35	100	30	3.000	1407	1407
1408 M	40	110	33	3.880	1408	1408
1409 M	45	120	35	4.880	1409	1409
1410 M	50	130	37	6.020	1410	-
1411 M	55	140	40	7.330	1411	-
1412 M	60	150	42	9.000	1412	1412
1413 M	65	160	45	10.560	-	-
1414 M	70	180	50	15.630	-	1414
1415 M	75	190	53	18.630	-	-
1416 M	80	200	57	25.670	-	-
1417 M	85	210	60	30.450	-	-
1418 M	90	225	63	36.400	-	-
1419 M	95	250	67	43.400	-	-
1420 M	100	265	70	45.030	-	-

NOTE:

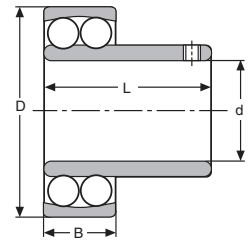
- 1.) Bearings 1405 thru 1411 balls protrude approximately 1/16" on both sides. Bearings 1412 thru 1420 balls protrude approximately 1/8" on both sides.
- 2.) Allowable misalignment 4°.



11200 Series



11500 Series



I-71200 Series

SELF-ALIGNING BALL BEARINGS - EXTENDED INNER RING

Consolidated No.	Dimensions (Metric)				Approx. Wgt. (lbs.)	Interchange			
	d	D	B	B1		FAG	MRC	SKF	STEYR
11204	20	47	14	40	.400	11204TVH	11204E	11204ETN9	11204
11205	25	52	15	44	.490	11205TVH	11205E	11205ETN9	11205
11206	30	62	16	48	.780	11206TVH	11206E	11206TN9	11206
11207	35	72	17	52	1.190	11207TVH	11207E	11207TN9	11207
11208	40	80	18	56	1.590	11208TVH	11208E	11208TN9	11208
11209	45	85	19	58	1.700	11209TVH	11209E	11209TN9	11209
11210	50	90	20	58	1.870	11210TVH	11210E	11210TN9	11210
11211	55	100	21	60	2.490	11211TVH	11211E	11211TN9	11211
11212	60	110	22	62	3.310	11212TVH	11212E	11212TN9	11212
11305	25	62	17	48	.910	-	11305E	-	11305
11306	30	72	19	52	1.340	-	11306E	-	11306
11307	35	80	21	56	1.790	-	11307E	-	11307
11308	40	90	23	58	2.380	-	11308E	-	11308
11309	45	100	25	60	3.090	-	11309E	-	11309
11310	50	110	27	62	3.880	-	11310E	-	11310

SELF-ALIGNING BALL BEARINGS - WITH TAPERED SLEEVE

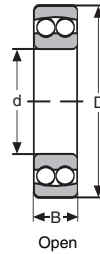
	d	D	B	L					
11504	20	47	14	23	.270	11504	-	11504	11504
11505	25	52	15	25	.320	11505	-	11505	11505
11506	30	62	16	25	.510	11506	-	11506	11506
11507	35	72	17	26	.740	11507	-	11507	11507
11508	40	80	18	27	.960	11508	-	11508	11508
11509	45	85	19	28	1.060	11509	-	11509	11509
11510	50	90	20	30	1.190	11510	-	11510	11510

NOTE:
 1.) Tapered sleeve has a 1:17 taper.
 2.) Allowable misalignment 4°.

SELF-ALIGNING BALL BEARINGS - EXTENDED INNER RING

Consolidated No.	Dimensions (Metric)				Approx. Wgt. (lbs.)	Interchange	
	d	D	B	L		FED SKF	
I-71212	.7500	47	14	1.5880	.500	I-71212	
I-71213	.8125	52	15	1.6080	.560	I-71213	
I-71214	.8750	52	15	1.6080	.500	I-71214	
I-71215	.9375	52	15	1.6080	.430	I-71215	
I-71216	1.0000	52	15	1.6080	.430	I-71216	
I-71217	1.0625	62	16	1.6900	.870	I-71217	
I-71218	1.1250	62	16	1.6900	.810	I-71218	
I-71219	1.1875	62	16	1.6900	.750	I-71219	
I-71220	1.2500	72	17	1.8350	1.180	I-71220	
I-71221	1.3125	72	17	1.8350	1.120	I-71221	
I-71222	1.3750	72	17	1.8350	1.120	I-71222	
I-71223	1.4375	72	17	1.8350	1.060	I-71223	
I-71224	1.5000	80	18	1.8540	1.560	I-71224	
I-71225	1.5625	80	18	1.8540	1.500	I-71225	
I-71226	1.6250	85	19	2.0000	1.680	I-71226	
I-71227	1.6875	85	19	2.0000	1.620	I-71227	
I-71228	1.7500	85	19	2.0000	1.560	I-71228	
I-71229	1.8125	90	20	2.1440	2.120	I-71229	
I-71230	1.8750	90	20	2.1440	2.060	I-71230	
I-71231	1.9375	90	20	2.1440	2.000	I-71231	
I-71232	2.0000	100	21	2.1630	2.870	I-71232	
I-71233	2.0625	100	21	2.1630	2.750	I-71233	
I-71234	2.1250	100	21	2.1630	2.620	I-71234	
I-71235	2.1875	100	21	2.1630	2.500	I-71235	

NOTE:
 1.) Extended inner ring equipped with two set screws 120° apart.
 2.) Allowable misalignment 4°.



SELF-ALIGNING BALL BEARINGS - INCH DIMENSIONS

Consolidated No.	Dimensions (Inch)			Approx. Wgt. (lbs.)	FAG FBC SKF	Interchange	
	d	D	B			RHP	RIV
RL-4	.5000	1.3125	.3750	.130	RL-4	NLJ- 1/2	PAJ-4
RL-5	.6250	1.5625	.4375	.160	RL-5	NLJ- 5/8	PAJ-5
RL-6	.7500	1.8750	.5625	.290	RL-6	NLJ- 3/4	PAJ-6
RL-7	.8750	2.0000	.5625	.310	RL-7	NLJ- 7/8	PAJ-7
RL-8	1.0000	2.2500	.6250	.460	RL-8	NLJ-1	PAJ-8
RL-9	1.1250	2.5000	.6250	.550	RL-9	NLJ-1 1/8	PAJ-9
RL-10	1.2500	2.7500	.6875	.740	RL-10	NLJ-1 1/4	PAJ-10
RL-11	1.3750	3.0000	.6875	.910	RL-11	NLJ-1 3/8	PAJ-11
RL-12	1.5000	3.2500	.7500	1.100	RL-12	NLJ-1 1/2	PAJ-12
RL-13	1.6250	3.5000	.7500	1.310	RL-13	NLJ-1 5/8	PAJ-13
RL-14	1.7500	3.7500	.8125	1.620	RL-14	NLJ-1 3/4	PAJ-14
RL-15	1.8750	4.0000	.8125	1.850	RL-15	NLJ-1 7/8	PAJ-15
RL-16	2.0000	4.0000	.8125	1.790	RL-16	NLJ-2	PAJ-16
RL-18	2.2500	4.5000	.8750	2.430	RL-18	NLJ-2 1/4	PAJ-18
RL-20	2.5000	5.0000	.9375	3.200	RL-20	NLJ-2 1/2	PAJ-20
RL-22	2.7500	5.2500	.9375	3.420	RL-22	NLJ-2 3/4	PAJ-22
RL-24	3.0000	5.7500	1.0625	4.670	RL-24	NLJ-3	PAJ-24
RL-26	3.2500	6.0000	1.0625	4.960	RL-26	NLJ-3 1/4	PAJ-26
RL-28	3.5000	6.5000	1.1250	6.150	RL-28	NLJ-3 1/2	PAJ-28
RL-30	3.7500	6.7500	1.1250	6.750	RL-30	NLJ-3 3/4	PAJ-30
RL-32	4.0000	7.2500	1.2500	8.820	RL-32	NLJ-4 E	PAJ-32
RM-4	.5000	1.6250	.6250	.250	RM-4	NMJ- 1/2	PBJ-4
RM-5	.6250	1.8125	.6250	.310	RM-5	NMJ- 5/8	PBJ-5
RM-6	.7500	2.0000	.6875	.420	RM-6	NMJ- 3/4	PBJ-6
RM-7	.8750	2.2500	.6875	.530	RM-7	NMJ- 7/8	PBJ-7
RM-8	1.0000	2.5000	.7500	.700	RM-8	NMJ-1	PBJ-8
RM-9	1.1250	2.8125	.8125	.940	RM-9	NMJ-1 1/8	PBJ-9
RM-10	1.2500	3.1250	.8750	1.210	RM-10	NMJ-1 1/4	PBJ-10
RM-11	1.3750	3.5000	.8750	1.610	RM-11	NMJ-1 3/8	PBJ-11
RM-12	1.5000	3.7500	.9375	1.960	RM-12	NMJ-1 1/2	PBJ-12
RM-13	1.6250	4.0000	.9375	2.230	RM-13	NMJ-1 5/8	PBJ-13
RM-14	1.7500	4.2500	1.0625	2.840	RM-14	NMJ-1 3/4	PBJ-14
RM-15	1.8750	4.5000	1.0625	3.220	RM-15	NMJ-1 7/8	PBJ-15
RM-16	2.0000	4.5000	1.0625	3.090	RM-16	NMJ-2	PBJ-16
RM-18	2.2500	5.0000	1.2500	4.410	RM-18	NMJ-2 1/4	PBJ-18
RM-20	2.5000	5.5000	1.2500	5.400	RM-20	NMJ-2 1/2	PBJ-20
RM-22	2.7500	6.2500	1.3750	7.830	RM-22	NMJ-2 3/4	PBJ-22
RM-24	3.0000	7.0000	1.5625	11.400	RM-24	NMJ-3	PBJ-24
*RM-26	3.2500	7.5000	1.5625	13.200	RM-26	NMJ-3 1/4	PBJ-26
*RM-27	3.3750	7.5000	1.5625	12.900	RM-27	NMJ-3 3/8	PBJ-27
*RM-28	3.5000	8.1250	1.7500	17.300	RM-28	NMJ-3 1/2	PBJ-28
*RM-30	3.7500	8.2500	1.7500	17.500	RM-30	NMJ-3 3/4	PBJ-30
*RM-32	4.0000	8.5000	1.7500	18.200	RM-32	NMJ-4 E	PBJ-32

*The balls on the above sizes protrude on both sides beyond the "B" dimension.

NOTE:

- 1.) The above series are also manufactured with tapered bores- suffix "K". Consult factory for availability.
- 2.) Allowable misalignment 4°.



Our Service Is...

Making our products readily available to you through a nationwide system of warehouses and sales offices. **Consolidated** is ready to fulfill your daily or long term requirements for bearings and related products. We offer the following:

Same Day Shipping Service - All orders that can be filled are shipped the same day they are received.

Emergency Shipment Service – Our staff is available to serve your requirements 24 hours a day, throughout the year including holidays. Emergency phone numbers are listed in our current price schedule.

Overseas Air Service – If stock is available, **Consolidated** will arrange airfreight shipments from our overseas suppliers. Shipments are normally delivered within 10 days.

Direct Phone Order Service – Your calls reach our order desks directly. No voice mail and no delays. WATS numbers for all warehouse locations are listed on the back page of our current price schedule.

Stock Availability Service – With our computerized inventory control system, we can provide you with an immediate answer concerning stock availability from all of our nine (9) warehouse locations. For items not available, precise delivery dates can usually be given.

Technical Service – Our engineering staff can provide you with up-to-date technical information regarding all types of bearing applications.

24-Hour Fax Service – Fax numbers for all warehouse locations are indicated on the back page of our current price schedule.

Bearing Modification Service – Our Cedar Knolls facility is equipped to modify cylindrical roller and needle bearings to various internal clearances – C/3, C/4, W/23, C/5 or custom clearances to meet your special requirements.