


Magneto, Angular Contact, Double Row Ball Bearings



93-140

Product Reference & Interchange Catalog

CATALOG
2008



CONSOLIDATED BEARINGS COMPANY

Ten Wing Drive, Cedar Knolls, New Jersey 07927-1099

Tel: (973) 539-8300

Toll Free: 1-877-CON-BRG4

Fax: (973) 539-5902

(266-2744)

E-mail: sales@consbrgs.com Web Site: www.consbrgs.com

The contents of this catalog are the copyright of the publisher and may not be reproduced (including extracts) unless permission is granted in writing by Consolidated Bearings Company, Cedar Knolls, New Jersey. Every care has been taken to ensure the accuracy of the data contained in this catalog. No liability can be accepted for any errors, omissions or manufacturing design changes.

Price per copy - \$75.00

© Copyright 2008, Consolidated Bearings Co.



About the Company...

Consolidated Bearings Company, founded in 1932 by William F. Meerwarth, was originally established as a bearing rebuilder and manufacturer. In 1934 **Consolidated** obtained the exclusive contract to represent the SRO Ball Bearing Company of Zürich, Switzerland for sales of its products in the United States.

During World War II, when importing from Europe became non-existent, **Consolidated** concentrated its efforts in its Bearing Rebuilding Division. This Division added many valuable contributions to the War Effort in repairing and rebuilding worn bearings on an emergency basis. For their efforts, **Consolidated** earned the Army/Navy "E" Award.

Soon after the war, **Consolidated** reactivated its Import Division by representing several major European bearing manufacturers. Selling exclusively to Bearing Distributors and OEM Accounts, **Consolidated** established a network of sales offices and district warehouses throughout the United States to provide prompt and efficient service to all its customers.

In 1969, **Consolidated** built and moved to its present location in Cedar Knolls, New Jersey, a suburb West of New York City. Since then, **Consolidated** has twice increased the size of its facilities to keep up with its expanding product line. The most recent enlargement added another 125,000 square feet of warehouse space.

Consolidated is constantly looking at new products and new technologies to meet the future needs of its customers. The goal at **Consolidated** is to provide its customers with the most reliable service possible.

Abbreviations / Brands - Manufacturers

The following is a list of abbreviation/brands we have used in this catalog to identify the manufacturers and their respective country of origin.

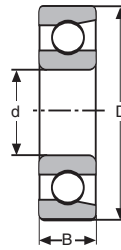
BRAND	MANUFACTURER
ADR	Les Applications du Roulement - Div. of SKF Europe - France
AETNA	Aetna Bearing Co. - U.S.A.
AMERICAN	American Roller Bearing Co. - U.S.A.
ANDREWS	Andrews Bearing Corp. – Subs. of MPB Corp. – U.S.A.
AURORA	Aurora Bearing Co. – U.S.A.
BAL	Emil Baltzer - Germany
4 BARDEN	The Barden Corp. - Div. of Industrierwerk Schaeffler-Germany & USA.
BCA	BCA Bearing Div. - Federal Mogul - U.S.A.
BERLISS	Berliss Bearing Co. - U.S.A.
BOWER	Bower Bearing Div. - Federal Mogul - U.S.A.
CFW	Carl Freudenberg - Germany
CORLETT-TURNER	Corlett-Turner Co. - U.S.A.
ELGES	Helmut Elges GmbH - Germany
3 FAF	Fafnir Bearing - Div. of The Torrington Co. - U.S.A.- Subsidiary of Timken Bearing Co.
4 FAG	FAG Kugelfischer Georg Schafer & Co. - Germany and U.S.A. Subs. of Industrierwerk Schaeffler-Germany & USA.
FBC	Fafnir Bearing Co. Ltd. - England
FED/Schatz	Schatz Federal Bearing Co. Inc. - U.S.A.
GOETZE	Goetzewerka - Germany
HEIM	Heim Bearings Div. – Roller Bearing Co. of America – U.S.A.
1 HOFF	Hoffmann Manufacturing Co. - U.S.A. - England
HYATT	New Departure Hyatt - Hyatt Bearings Div. - U.S.A.
INA	Industrierwerk Schaeffler - Germany & U.S.A.
ISC	Ishii Steel Ball Co. Ltd. – Div. of Genbearco International Corp. - Japan
KACO	Kupfer-Asbest Co. - Germany
KAYDON	Kaydon Corp. - U.S.A.
McGILL	McGill Manufacturing Co. - U.S.A.
MRC	MRC Bearings - Div. of SKF Industries - U.S.A.
NACHI	Nachi-Fujikoshi Corp. - Japan
NADELLA	Nadella Societe Anoyma - France
ND	New Departure Hyatt - U.S.A.
2 NH	Norma Hoffmann Bearing Corporation - U.S.A.
NICE	Nice Ball Bearing Co. - Div. SKF Industries - U.S.A.
NMB	Nippon Miniature Bearing Co. Ltd. – Japan
NSK	NSK Bearing Corp. - Japan
NTN	NTN-Toyo Bearing Co. Ltd. - Japan
RBC	Roller Bearing Co. of America - U.S.A.
RHP	Ransome Hoffmann Pollard Ltd. - England
1 R&M	Ransome & Marles Bearing Co. Ltd - England
RIV	RIV - SKF - Italy
RMB	Landis & Gyr, Inc. - U.S.A.
ROLLWAY	Rollway Bearing Div. - Lipe-Rollway Corp. - U.S.A.
SEALMASTER	Sealmaster Bearing Div. - Emerson Electric - U.S.A.
SKF	SKF Industries - U.S.A, Sweden, England, Germany, France
SMITH	Smith Bearing Co. - U.S.A.
SNR	Societe Nouvelle de Roulements - France
SPHERCO	Spherco Bearing Div. – Emerson Electric – U.S.A.
2 SRO	J. Schmid-Roost Ltd. - Switzerland
STAR	Deutsche Star Kugelhalter GmbH - Germany
STEYR	Steyr-Walzlager GmbH - Subs. of SKF Industries - Austria
THOMSON	Thomson Industries Inc. - U.S.A.
TORRINGTON	The Torrington Company - U.S.A.- Subsidiary of Timken Bearing Co.

¹ These manufacturers have been reorganized to form RHP - Ransome Hoffmann Pollard Ltd.

² These manufacturers have been purchased by FAG. Therefore, these brands are no longer in use.

³ These manufacturers have been reorganized to form a subsidiary of Timken Bearing Co

⁴ These manufacturers have been reorganized to form a division of Industrierwerk Schaeffler-Germany & USA.

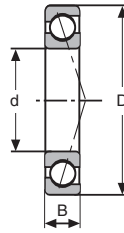


MAGNETO BEARINGS

Consolidated No.	Dimensions (Metric)			Approx. Wgt. (lbs.)	Interchange					
	d	D	B		FAG SKF STEYR	FED	MRC NH	ND	RHP	RIV
E-3	3	16	5	.020	E3	-	-	-	-	N 3
E-4	4	16	5	.020	E4	-	E-5-4	ND5-4	-	N 4
E-5	5	16	5	.020	E5	FB-5	E-5	ND 5	EN 5	N 5
E-6	6	21	7	.030	E6	-	-	-	EN 6	N 6
E-7	7	22	7	.030	E7	-	-	-	EN 7	N 7
E-8	8	24	7	.040	E8	FB-8	E-8	ND8	EN 8	N 8
E-9	9	28	8	.060	E9	FB-9	E-9	ND10-9	EN 9	N 9
E-10	10	28	8	.050	E10	FB-10	E-10	ND10	EN 10	N 10
E-11	11	32	7	.070	E11	FB-11	E-11	ND12-11	EN 11	N 11
E-12	12	32	7	.070	E12	FB-12	E-12	ND12	EN 12	N 12
E-13	13	30	7	.050	E13	FB-13	E-13	ND13	EN 13	N 13
E-14	14	35	8	.080	E14	FB-14	E-14	-	EN 14	N 14
E-15	15	35	8	.080	E15	FB-15	E-15B	ND15	EN 15	N 15
BO-15	15	40	10	.130	BO15	FBB-15	-	-	-	10 M
E-16	16	38	10	.110	E16	FB-16	E-16	ND16	EN 16	N 16
E-17	17	44	11	.190	E17	FB-17	E-17	ND17	EN 17	N 17
EA-17	17	44	10	.160	EA17	-	E-17-10	ND17F	-	2003a
BO-17	17	44	11	.170	BO17	-	M-17	-	-	N 17
L-17	17	40	10	.130	L17	FBL-17	L-17	ND17H	-	7828
E-18	18	40	9	.110	E18	-	E-18	-	EN 18	N 18
E-19	19	40	9	.110	E19	FB-19	E-19	-	EN 19	N 19
E-20	20	47	12	.200	E20	-	A-20	-	EN 20	N 20
L-20	20	47	14	.220	L20	FBL-20	L-20	ND20	-	8406
M-20	20	52	15	.310	M20	FBM-20	M-20	-	-	2046
L-25	25	52	15	.270	L25	FBL-25	L-25	ND25	-	7704
M-25	25	62	17	.490	M25	-	-	-	-	2047
L-30	30	62	16	.470	L30	-	L-30	-	-	-

NOTE:

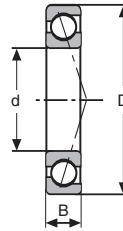
1.) These bearings are separable - outer race and inner ball assembly. Equipped with cages made from stamped brass or from glass fibre reinforced polyamide 66 material for quiet operation.



ANGULAR CONTACT BALL BEARINGS - ABEC #1

Consolidated No.	Dimensions (Metric)			Approx. Wgt. (lbs.)	Interchange		
	d	D	B		MRC	ND	SKF
116-R	80	125	22	2.000	116-KR	0L16	7016 CD
117-R	80	130	22	2.100	117-KR	0L17	7017 CD
118-R	90	140	24	2.800	118-KR	0L18	7018 CD
119-R	95	145	24	2.900	119-KR	0L19	7019 CD
120-R	100	150	24	3.000	120-KR	0L20	7020 CD
121-R	105	160	26	3.800	121-KR	0L21	7021 CD
122-R	110	170	28	4.700	122-KR	0L22	7022 CD
124-R	120	180	28	5.000	124-KR	0L24	7024 CD
126-R	130	200	33	7.600	126-KR	0L26	7026 CD
128-R	140	210	33	8.100	128-KR	0L28	7028 CD
130-R	150	225	35	9.800	130-KR	0L30	7030 CD
132-R	160	240	38	12.000	132-KR	-	7032 CD
134-R	170	260	42	16.000	134-KR	-	7034 CD
136-R	180	280	46	21.000	136-KR	0L36	7036 CD
138-R	190	290	46	22.000	138-KR	-	7038 CD
140-R	200	310	51	29.000	140-KR	-	7040 CD
142-R	210	340	50	37.000	142-KR	-	-
144-R	220	340	56	38.000	144-KR	-	7044 CD
146-R	230	370	53	39.000	146-KR	-	-
148-R	240	360	56	40.000	148-KR	-	7048 CD
150-R	250	410	57	58.000	150-KR	-	-
152-R	260	400	65	60.000	152-KR	-	-
156-R	280	420	65	64.000	156-KR	-	-
160-R	300	460	74	90.000	160-KR	-	-
164-R	320	480	74	95.000	164-KR	-	-

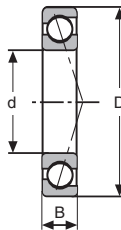
- 1) Angle of contact 15°.
- 2) SKF & MRC bearings in this series are ABEC #7



ANGULAR CONTACT BALL BEARINGS - ABEC #1

Consolidated No.	Dimensions (Metric)			Approx. Wgt. (lbs.)	Interchange		
	d	D	B		MRC	ND	SKF
6216-R	80	140	26	3.400	216-R	20216	-
6217-R	85	150	28	4.300	217-R	20217	-
6218-R	90	160	30	5.200	218-R	20218	-
6219-R	95	170	32	6.400	219-R	20219	-
6220-R	100	180	34	7.600	220-R	20220	-
6221-R	105	190	36	9.000	221-R	20221	-
6222-R	110	200	38	11.000	222-R	20222	-
6224-R	120	215	40	13.000	224-R	20224	-
6226-R	130	230	40	15.000	226-R	20226	-
6228-R	140	250	42	19.000	228-R	20228	-
6230-R	150	270	45	25.000	230-R	20230	-
6232-R	160	290	48	30.000	232-R	-	-
6234-R	170	310	52	38.000	234-R	-	-
6236-R	180	320	52	39.000	236-R	-	-
6238-R	190	340	55	47.000	238-R	-	-
6240-R	200	360	58	56.000	240-R	-	-
6242-R	210	380	61	66.000	242-R	-	-
6244-R	220	400	65	79.000	244-R	-	-
6246-R	230	420	68	91.000	246-R	-	-
6248-R	240	440	72	106.000	248-R	-	-
6250-R	250	460	76	123.000	250-R	-	-
6252-R	260	480	80	141.000	252-R	-	-
6256-R	280	500	80	148.000	256-R	-	-
6260-R	300	540	85	185.000	260-R	-	-
6264-R	320	580	92	226.000	264-R	-	-

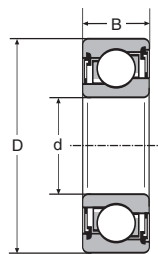
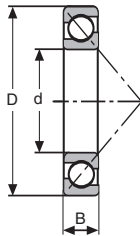
- 1) Angle of contact 15°
- 2) SKF & MRC bearings in this series are ABEC #7



ANGULAR CONTACT BALL BEARINGS - ABEC #1

Consolidated No.	Dimensions (Metric)			Approx. Wgt. (lbs.)	Interchange		
	d	D	B		MRC	ND	SKF
6316-R	80	170	39	8.800	316-R	20316	-
6317-R	85	140	41	10.000	317-R	20317	-
6318-R	90	190	43	12.000	318-R	20318	-
6319-R	95	200	45	14.000	319-R	20319	-
6320-R	100	215	47	17.000	320-R	20320	-
6321-R	105	225	49	20.000	321-R	20321	-
6322-R	110	240	50	23.000	322-R	20322	-
6323-R	115	250	53	27.500	-	-	-
6324-R	120	260	55	32.000	324-R	-	-
6326-R	130	280	58	38.000	326-R	-	-
6328-R	140	300	62	47.000	328-R	-	-
6330-R	150	320	65	56.000	330-R	-	-
6332-R	160	340	68	66.000	332-R	-	-
6334-R	170	360	72	78.000	334-R	-	-
6336-R	180	380	75	91.000	336-R	-	-
6338-R	190	400	78	105.000	338-R	-	-
6340-R	200	420	80	118.000	340-R	-	-
6342-R	210	440	84	146.000	342-R	-	-
6344-R	220	460	88	155.000	344-R	-	-
6348-R	240	500	95	198.000	348-R	-	-
6352-R	260	540	102	247.000	352-R	-	-
6356-R	280	580	108	302.000	356-R	-	-
6416-R	80	200	48	16.000	416-R	20416	-
6417-R	85	210	52	18.000	417-R	20417	-
6418-R	90	225	54	23.000	418-R	20418	-
6419-R	95	250	55	32.000	419-R	-	-
6420-R	100	265	60	38.000	420-R	-	-
6421-R	105	290	65	49.000	421-R	-	-
6422-R	110	320	70	62.000	422-R	-	-

- 1) Angle of contact 15°.
- 2) SKF & MRC bearings in this series are ABEC #7



ANGULAR CONTACT BALL BEARINGS - FLUSH GROUND, 30° CONTACT ANGLE

Consolidated No.	Dimensions (Metric)			Approx. Wgt. (lbs.)	Interchange				
	d	D	B		FAG	MRC	New Departure	RHP	Torrington
7024 MG	120	180	28	5.510	7024 MP.UA	7124-KR	QOL24	7024	120 BA 10
7026 MG	130	200	33	8.370	7026 MP.UA	7126-KR	QOL26	7026	130 BA 10
7028 MG	140	210	33	8.860	7028 MP.UA	7128-KR	QOL28	7028	140 BA 10
7030 MG	150	225	35	10.820	7030 MP.UA	7130-KR	QOL30	-	150 BA 10
7032 MG	160	240	38	13.360	7032 MP.UA	7132-KR	-	-	160 BA 10
7034 MG	170	260	42	17.420	7034 MP.UA	7134-KR	-	-	170 BA 10
7036 MG	180	280	46	23.150	7036 MP.UA	7136-KR	-	-	180 BA 10
7038 MG	190	290	46	24.250	7038 MP.UA	7138-KR	-	-	190 BA 10
7040 MG	200	310	51	31.310	7040 MP.UA	7140-KR	-	-	200 BA 10
7044 MG	220	340	56	41.230	7044 MP.UA	7144-KR	-	-	220 BA 10
7048 MG	240	360	56	44.310	7048 MP.UA	7148-KR	-	-	240 BA 10
7052 MG	260	400	65	65.700	7052 MP.UA	7152-KR	-	-	260 BA 10
7056 MG	280	420	65	69.670	7056 MP.UA	7156-KR	-	-	280 BA 10
7060 MG	300	460	74	99.000	7060 MP.UA	7160-KR	-	-	300 BA 10
7064 MG	320	480	74	103.840	7064 MP.UA	7164-KR	-	-	
7068 MG	340	520	82	140.000	7068 MP.UA	-	-	-	
7072 MG	360	540	82	146.610	7072 MP.UA	-	-	-	
7076 MG	380	560	82	160.000	7076 MP.UA	-	-	-	
7080 MG	400	600	90	198.200	7080 MP.UA	-	-	-	
7084 MG	420	620	90	205.910	7084 MP.UA	-	-	-	
7088 MG	440	650	94	235.900	7088 MP.UA	-	-	-	
7092 MG	460	680	100	275.580	7092 MP.UA	-	-	-	
7096 MG	480	700	100	284.400	7096 MP.UA	-	-	-	
70/500 MG	500	720	100	295.420	70/500 MP.UA	-	-	-	
70/530 MG	530	780	112	414.465	70/530 MP.UA	-	-	-	
70/560 MG	560	820	115	469.580	70/560 MP.UA	-	-	-	
70/600 MG	600	870	118	531.309	70/600 MP.UA	-	-	-	
70/630 MG	630	920	128	654.766	70/630 MP.UA	-	-	-	
70/670 MG	670	980	136	795.861	70/670 MP.UA	-	-	-	
70/710 MG	710	1030	140	886.249	70/710 MP.UA	-	-	-	
70/750 MG	750	1090	150	1067.000	70/750 MP.UA	-	-	-	
70/800 MG	800	1150	155	1204.000	70/800 MP.UA	-	-	-	
70/850 MG	850	1220	165	1435.000	70/850 MP.UA	-	-	-	
70/900 MG	900	1280	170	1598.000	70/900 MP.UA	-	-	-	
70/950 MG	950	1360	180	1942.000	70/950 MP.UA	-	-	-	
70/1000 MG	1000	1420	185	2141.000	70/1000 MP.UA	-	-	-	

NOTE:

- 1.) Suffix "M" indicates machined bronze cage.
- 2.) New Departure is 15°.

ANGULAR CONTACT BALL BEARINGS - 40° CONTACT ANGLE - TWO SEALS

Consolidated No.	Dimensions (Metric)			Approx. Wgt. (lbs.)	INA	Interchange	
	d	D	B			New Departure	RHP
7004 B-2RS	20	42	12	.154	7004BE2RS	-	-
7005 B-2RS	25	47	12	.176	7005BE2RS	-	-
7006 B-2RS	30	55	13	.243	7006BE2RS	-	-
7007 B-2RS	35	62	14	.309	7007BE2RS	-	-
7008 B-2RS	40	68	15	.375	7008BE2RS	-	-



ANGULAR CONTACT BALL BEARINGS - FLUSH GROUND, 40° CONTACT ANGLE

Consolidated No.	Dimensions (Metric)			Approx. Wgt. (lbs.)	FAF	FAG	MRC
	d	D	B				
*7200 BG	10	30	9	.070	-	7200 B.U (A/O)	-
*7201 BG	12	32	10	.100	7201K SU	7201 B.U (A/O)	-
*7202 BG	15	35	11	.110	7202W SU	7202 B.U (A/O)	-
*7203 BG	17	40	12	.160	7203W SU	7203 B.U (A/O)	-
*7204 BG	20	47	14	.250	7204W SU	7204 B.U (A/O)	-
*7205 BG	25	52	15	.300	7205W SU	7205 B.U (A/O)	7205 PJDU
*7206 BG	30	62	16	.460	7206W SU	7206 B.U (A/O)	7206 PJDU
*7207 BG	35	72	17	.650	7207WN SU	7207 B.U (A/O)	7207 PJDU
*7208 BG	40	80	18	.850	7208WN SU	7208 B.U (A/O)	7208 PJDU
*7209 BG	45	85	19	.950	7209WN SU	7209 B.U (A/O)	7209 PJDU
*7210 BG	50	90	20	1.070	7210WN SU	7210 B.U (A/O)	7210 PJDU
*7211 BG	55	100	21	1.400	7211WN SU	7211 B.U (A/O)	7211 PJDU
*7212 BG	60	110	22	1.810	7212WN SU	7212 B.U (A/O)	7212 PJDU
*7213 BG	65	120	23	2.250	7213WN SU	7213 B.U (A/O)	7213 PJDU
*7214 BG	70	125	24	2.470	7214WN SU	7214 B.U (A/O)	7214 PJDU
*7215 BG	75	130	25	2.710	7215WN SU	7215 B.U (A/O)	7215 PJDU
7216 BG	80	140	26	3.310	7216WN SU	7216 B.U (A/O)	7216 PJDU
7217 BG	85	150	28	4.120	7217WN SU	7217 B.M.P.U (A/O)	7217 PJDU
7218 BG	90	160	30	5.070	7218WN SU	7218 B.M.P.U (A/O)	7218 PJDU
7219 BMG	95	170	32	6.130	7219WN MBRSU	7219 B.M.P.U (A/O)	-
7220 BMG	100	180	34	7.320	7220WN MBRSU	7220 B.M.P.U (A/O)	-
7221 BMG	105	190	36	9.590	-	7221 B.M.P.U (A/O)	-
7222 BMG	110	200	38	11.220	7222WN MBRSU	7222 B.M.P.U (A/O)	-
7224 BMG	120	215	40	14.080	7224WN MBRSU	7224 B.M.P.U (A/O)	-
7226 BMG	130	230	40	15.950	7226WN MBRSU	7226 B.M.P.U (A/O)	-
7228 BMG	140	250	42	19.910	7228WN MBRSU	7228 B.M.P.U (A/O)	-
7230 BMG	150	270	45	24.420	7230WN MBRSU	7230 B.M.P.U (A/O)	-
7232 BMG	160	290	48	31.350	-	7232 B.M.P.U (A/O)	-
7234 BMG	170	310	52	36.960	-	7234 B.M.P.U (A/O)	-
7236 BMG	180	320	52	40.150	-	7236 B.M.P.U (A/O)	-
7238 BMG	190	340	55	50.700	-	7238 B.M.P.U (A/O)	-
7240 BMG	200	360	58	62.200	-	7240 B.M.P.U (A/O)	-
7242 BMG	210	380	61	69.000	-	-	-
7244 BMG	220	400	65	76.100	-	7244 B.M.P.U (A/O)	-
7246 BMG	230	420	68	89.500	-	-	-
7248 BMG	240	440	72	103.000	-	7248 B.M.P.U (A/O)	-
7250 BMG	250	460	76	120.000	-	-	-
7252 BMG	260	480	80	137.000	-	7252 B.M.P.U (A/O)	-
7256 BMG	280	500	80	144.000	-	7256 B.M.P.U (A/O)	-
7260 BMG	300	540	85	180.000	-	7260 B.M.P.U (A/O)	-
7264 BMG	320	580	92	226.000	-	7264 B.M.P.U (A/O)	-
7268 BMG	340	620	92	280.000	-	7268 B.M.P.U (A/O)	-
7272 BMG	360	650	95	318.000	-	7272 B.M.P.U (A/O)	-
7276 BMG	380	680	95	346.000	-	7276 B.M.P.U (A/O)	-
7280 BMG	400	720	103	430.000	-	7280 B.M.P.U (A/O)	-
7284 BMG	420	760	109	510.000	-	7284 B.M.P.U (A/O)	-
7288 BMG	440	790	112	560.000	-	7288 B.M.P.U (A/O)	-
7292 BMG	460	830	118	655.000	-	7292 B.M.P.U (A/O)	-
7296 BMG	480	870	125	765.000	-	7296 B.M.P.U (A/O)	-
72/500 BMG	500	920	136	948.000	-	72/500 B.M.P.U (A/O)	-
72/530 BMG	530	980	145	1153.000	-	72/530 B.M.P.U (A/O)	-
72/560 BMG	560	1030	150	1310.000	-	72/560 B.M.P.U (A/O)	-
72/600 BMG	600	1090	155	1510.000	-	72/600 B.M.P.U (A/O)	-
72/630 BMG	630	1150	165	1779.000	-	72/630 B.M.P.U (A/O)	-
72/670 BMG	670	1220	175	2123.000	-	72/670 B.M.P.U (A/O)	-
72/710 BMG	710	1280	180	2381.000	-	72/710 B.M.P.U (A/O)	-
72/750 BMG	750	1360	195	2954.000	-	72/750 B.M.P.U (A/O)	-

*These sizes are also available in suffix "B" - not flush ground.

NOTE:

- 1.) The degree of contact angle varies between domestic manufacturers within a manufacturer's range; such as Fafnir - 20° up to and including 30 mm. bore, MRC-30°, New Departure - 35° for the entire range.
- 2.) Suffix "M" indicates machined bronze cage.
- 3.) Suffix "G" indicates that the bearings are universally flush ground suitable for Back-to-Back, Face-to-Face, or Tandem mounting.
- 4.) Sizes 7200 BG thru 7218 BG may be equipped with steel retainers or with cages made from glass fiber reinforced polyamide 66 material.



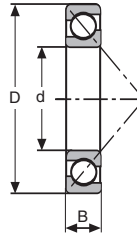
ANGULAR CONTACT BALL BEARINGS - FLUSH GROUND, 40° CONTACT ANGLE

Consolidated No.	Dimensions (Metric)			Approx. Wgt. (lbs.)	Interchange		
	d	D	B		FAF	FAG	MRC
* 7300 BG	10	35	11	.130	-	7300 B.U (A/O)	-
* 7301 BG	12	37	12	.150	-	7301 B.U (A/O)	-
* 7302 BG	15	42	13	.200	-	7302 B.U (A/O)	-
* 7303 BG	17	47	14	.270	7303W SU	7303 B.U (A/O)	-
* 7304 BG	20	52	15	.340	7304WN SU	7304 B.U (A/O)	7304 PJDU
* 7305 BG	25	62	17	.540	7305WN SU	7305 B.U (A/O)	7305 PJDU
* 7306 BG	30	72	19	.800	7306WN SU	7306 B.U (A/O)	7306 PJDU
* 7307 BG	35	80	21	1.050	7307WN SU	7307 B.U (A/O)	7307 PJDU
* 7308 BG	40	90	23	1.450	7308WN SU	7308 B.U (A/O)	7308 PJDU
* 7309 BG	45	100	25	1.930	7309WN SU	7309 B.U (A/O)	7309 PJDU
* 7310 BG	50	110	27	2.510	7310WN SU	7310 B.U (A/O)	7310 PJDU
* 7311 BG	55	120	29	3.200	7311WN SU	7311 B.U (A/O)	7311 PJDU
* 7312 BG	60	130	31	3.990	7312WN SU	7312 B.U (A/O)	7312 PJDU
7313 BMG	65	140	33	4.900	7313WN SU	7313 B.U (A/O)	7313 PJDU
7314 BMG	70	150	35	5.950	7314WN SU	7314 B.U (A/O)	7314 PJDU
7315 BMG	75	160	37	6.950	7315WN SU	7315 B.U (A/O)	7315 PJDU
7316 BMG	80	170	39	8.490	7316WN SU	7316 B.MP.U (A/O)	7316 PJDU
7317 BMG	85	180	41	9.990	7317WN SU	7317 B.MP.U (A/O)	7317 PJDU
7318 BMG	90	190	43	11.700	7318WN SU	7318 B.MP.U (A/O)	7318 PJDU
7319 BMG	95	200	45	13.500	7319WN MBRSU	7319 B.MP.U (A/O)	7319 PJDU
7320 BMG	100	215	47	16.600	7320WN MBRSU	7320 B.MP.U (A/O)	-
7321 BMG	105	225	49	20.900	7321WN MBRSU	7321 B.MP.U (A/O)	-
7322 BMG	110	240	50	24.530	7322WN MBRSU	7322 B.MP.U (A/O)	-
7323 BMG	115	250	53	28.100	-	-	-
7324 BMG	120	260	55	31.680	7324WN MBRSU	7324 B.MP.U (A/O)	-
7326 BMG	130	280	58	38.610	7326WN MBRSU	7326 B.MP.U (A/O)	-
7328 BMG	140	300	62	47.190	7328WN MBRSU	7328 B.MP.U (A/O)	-
7330 BMG	150	320	65	56.210	7330WN MBRSU	7330 B.MP.U (A/O)	-
7332 BMG	160	340	68	70.280	-	7332 B.MP.U (A/O)	-
7334 BMG	170	360	72	83.000	-	7334 B.MP.U (A/O)	-
7336 BMG	180	380	75	96.470	-	7336 B.MP.U (A/O)	-
7338 BMG	190	400	78	110.990	-	7338 B.MP.U (A/O)	-
7340 BMG	200	420	80	125.330	-	7340 B.MP.U (A/O)	-
7342 BMG	210	440	84	145.000	-	-	-
7344 BMG	220	460	88	165.000	-	7344 B.MP.U (A/O)	-
7348 BMG	240	500	95	209.900	-	7348 B.MP.U (A/O)	-
7352 BMG	260	530	102	262.000	-	7352 B.MP.U (A/O)	-
7356 BMG	280	580	108	321.000	-	7356 B.MP.U (A/O)	-
7360 BMG	300	620	109	360.000	-	7360 B.MP.U (A/O)	-
7364 BMG	320	670	112	441.000	-	7364 B.MP.U (A/O)	-
7368 BMG	340	710	118	533.000	-	7368 B.MP.U (A/O)	-
7372 BMG	360	750	125	633.000	-	7372 B.MP.U (A/O)	-
7376 BMG	380	780	128	692.000	-	7376 B.MP.U (A/O)	-
7380 BMG	400	820	136	811.000	-	7380 B.MP.U (A/O)	-
7384 BMG	420	850	136	871.000	-	7384 B.MP.U (A/O)	-
7388 BMG	440	900	145	1050.000	-	7388 B.MP.U (A/O)	-
7392 BMG	460	950	155	1261.000	-	7392 B.MP.U (A/O)	-
7396 BMG	480	980	160	1362.000	-	7396 B.MP.U (A/O)	-
73/500 BMG	500	1030	170	1610.000	-	73/500 B.MP.U (A/O)	-

*These sizes are also available in suffix "B" - not flush ground.

NOTE:

- 1.) The degree of contact angle varies between domestic manufacturers within a manufacturer's range, such as Fafnir - 20° up to and including 17 mm. bore, MRC-30°, New Departure - 35° for the entire range.
- 2.) Suffix "M" indicates machined bronze cage.
- 3.) Suffix "G" indicates that the bearings are universally flush ground suitable for Back-to-Back, Face-to-Face, or Tandem mounting.
- 4.) Sizes 7300 BG thru 7315 BG may be equipped with steel retainers or with cages made from glass fiber reinforced polyamide 66 material.



ANGULAR CONTACT BALL BEARINGS - FLUSH GROUND, 40° CONTACT ANGLE

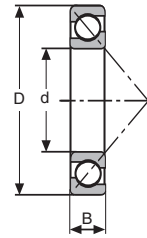
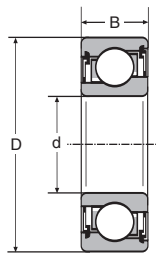
Consolidated No.	Dimensions (Metric)			Approx. Wgt. (lbs.)	Interchange					
	d	D	B		FAF	FAG	MRC	ND	NSK	SKF
7403 BMG	17	62	17	.600	-	7403 B.MP.UA	-	-	-	-
7404 BMG	20	72	19	.930	-	7404 B.MP.UA	7404 PJDU	-	-	-
7405 BMG	25	80	21	1.120	7405W SU	7405 B.MP.UA	7405 PJDU	U-30405	7405 BMG	7405 BMG
7406 BMG	30	90	23	1.520	7406W SU	7406 B.MP.UA	7406 PJDU	U-30406	7406 BMG	7406 BMG
7407 BMG	35	100	25	2.050	7407W SU	7407 B.MP.UA	7407 PJDU	U-30407	7407 BMG	7407 BMG
7408 BMG	40	110	27	2.660	7408W SU	7408 B.MP.UA	7408 PJDU	U-30408	7408 BMG	7408 BMG
7409 BMG	45	120	29	3.450	7409W SU	7409 B.MP.UA	7409 PJDU	U-30409	7409 BMG	7409 BMG
7410 BMG	50	130	31	4.180	7410PW SU	7410 B.MP.UA	7410 PJDU	U-30410	7410 BMG	7410 BMG
7411 BMG	55	140	33	5.220	7411PW SU	7411 B.MP.UA	7411 PJDU	U-30411	7411 BMG	7411 BMG
7412 BMG	60	150	35	6.320	7412WN SU	7412 B.MP.UA	7412 PJDU	U-30412	7412 BMG	7412 BMG
7413 BMG	65	160	37	7.540	7413PW SU	7413 B.MP.UA	7413 PJDU	U-30413	7413 BMG	7413 BMG
7414 BMG	70	180	42	10.980	7414PW SU	7414 B.MP.UA	7414 PJDU	U-30414	7414 BMG	7414 BMG
7415 BMG	75	190	45	12.960	7415WN SU	7415 B.MP.UA	7415 PJDU	U-30415	7415 BMG	7415 BMG
7416 BMG	80	200	48	17.600	7416PW SU	7416 B.MP.UA	7416 PJDU	U-30416	7416 BMG	7416 BMG
7418 BMG	90	225	54	25.000	7418PW SU	7418 B.MP.UA	7418 PJDU	U-30418	-	7418 BMG
7419 BMG	95	250	55	33.000	-	*7419 B.MP.UA	7419 PJDU	-	-	*7419 BMG
7420 XBMG	100	250	58	34.000	-	7420 XB.MP.UA	-	-	7420 BMG	7420 XBMG
7420 BMG	100	265	60	41.000	7420PW SU	*7420 B.MP.UA	7420 PJDU	-	A 7420 BMG	*7420 BMG
7421 BMG	105	290	65	54.180	-	*7421 B.MP.UA	7421 PJDU	-	-	-
7422 BMG	110	320	70	68.000	-	*7422 B.MP.UA	-	-	-	-
7424 BMG	120	310	72	66.000	-	7424 B.MP.UA	-	-	-	-
7426 BMG	130	340	78	86.000	-	7426 B.MP.UA	-	-	-	-
7428 BMG	140	360	82	102.000	-	7428 B.MP.UA	-	-	-	-
7430 BMG	150	380	85	117.000	-	7430 B.MP.UA	-	-	-	-

* Sizes 7419 BMG through 7422 BMG of FAG and SKF European manufacture do not conform to ABMA standards as to O.D. and width. European dimensions are as follows for these sizes:

- 7419 BMG 95 x 240 x 55 mm
- 7420 BMG 100 x 250 x 58 mm
- 7421 BMG 105 x 260 x 60 mm
- 7422 BMG 110 x 280 x 65 mm

NOTE:

- 1.) The degree of contact angle varies between domestic manufacturers within a manufacturer's range; such as Fafnir - 20° to 35° for the entire range, MRC - 30°, New Departure - 35° for the entire range.
- 2.) Suffix "M" indicates machined bronze cage.
- 3.) Suffix "G" indicates that the bearings are universally flush ground suitable for Back-to-Back, Face-to-Face, or Tandem mounting.



Two Seals
2RS

ANGULAR CONTACT BALL BEARINGS - 40° CONTACT ANGLE - TWO SEALS

Consolidated No.	Dimensions (Metric)			Approx. Wgt. (lbs.)	Interchange INA
	d	D	B		
7200 B-2RS	10	30	9	.066	7200BE2RS
7201 B-2RS	12	32	10	.088	7201BE2RS
7202 B-2RS	15	35	11	.110	7202BE2RS
7203 B-2RS	17	40	12	.154	7203BE2RS
7204 B-2RS	20	47	14	.220	7204BE2RS
7205 B-2RS	25	52	15	.243	7205BE2RS
7206 B-2RS	30	62	16	.375	7206BE2RS
7207 B-2RS	35	72	17	.551	7207BE2RS
7208 B-2RS	40	80	18	.772	7208BE2RS
7210 B-2RS	50	90	20	.926	7210BE2RS
7212 B-2RS	60	110	22	1.742	7212BE2RS
7214 B-2RS	70	125	24	2.337	7214BE2RS

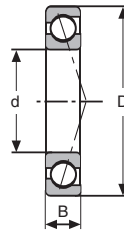
ANGULAR CONTACT BALL BEARINGS - 40° CONTACT ANGLE - TWO SEALS

Consolidated No.	Dimensions (Metric)			Approx. Wgt. (lbs.)	Interchange INA
	d	D	B		
7302 B-2RS	15	42	13	.176	7302BE2RS
7304 B-2RS	20	52	15	.309	7304BE2RS
7305 B-2RS	25	62	17	.397	7305BE2RS
7306 B-2RS	30	72	19	.772	7306BE2RS
7308 B-2RS	40	90	23	1.345	7308BE2RS

ANGULAR CONTACT BALL BEARINGS

Consolidated No.	Dimensions (Metric)			Approx. Wgt. (lbs.)	Interchange	
	d	D	B		ELGES	INA
71800	10	19	5	.001	-	-
71801	12	21	5	.001	-	-
71802	15	24	5	.002	-	-
71803	17	26	5	.002	-	-
71804	20	32	7	.004	71804 TNH	-
71805	25	37	7	.005	71805 TNH	-
71806	30	42	7	.057	71806 TNH	71806
71807	35	47	7	.064	71807 TNH	71807
71808	40	52	7	.073	71808 TNH	71808
71809	45	58	7	.090	71809 TNH	71809
71810	50	65	7	.121	71810 TNH	71810
71811	55	72	9	.185	71811 TNH	71811
71812	60	78	10	.243	71812 TNH	71812
71813	65	85	10	.287	71813 TNH	71813
71814	70	90	10	.309	71814 TNH	71814
71815	75	95	10	.331	71815 TNH	71815
71816	80	100	10	.342	71816 TNH	71816

This series has a contact angle of 40°



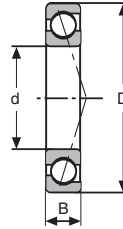
ANGULAR CONTACT BALL BEARINGS - PHENOLIC CAGE - ABEC #7 PRECISION

Consolidated No.	Dimensions (Metric)			Approx. Wgt. (lbs.)	Interchange				
	d	D	B		Barден	FAF	FAG	MRC	SKF
71900 TG P/4	10	22	6	.030	1900HCDUL	2MM9300 WI-CR	B71900C.TPA.P4.UL	-	71900 CDP4GA
71901 TG P/4	12	24	6	.030	1901HCDUL	2MM9301 WI-CR	B71901C.TPA.P4.UL	1901-RDU#7BKE	71901 CDP4GA
71902 TG P/4	15	28	7	.040	1902HCDUL	2MM9302 WI-CR	B71902C.TPA.P4.UL	1902-RDU#7BKE	71902 CDP4GA
71903 TG P/4	17	30	7	.040	1903HCDUL	2MM9303 WI-CR	B71903C.TPA.P4.UL	1903-RDU#7BKE	71903 CDP4GA
71904 TG P/4	20	37	9	.080	1904HCDUL	2MM9304 WI-CR	B71904C.TPA.P4.UL	1904-RDU#7BKE	71904 CDP4GA
71905 TG P/4	25	42	9	.090	1905HCDUL	2MM9305 WI-CR	B71905C.TPA.P4.UL	1905-RDU#7BKE	71905 CDP4GA
71906 TG P/4	30	47	9	.110	1906HCDUL	2MM9306 WI-CR	B71906C.TPA.P4.UL	1906-RDU#7BKE	71906 CDP4GA
71907 TG P/4	35	55	10	.170	1907HCDUL	2MM9307 WI-CR	B71907C.TPA.P4.UL	1907-RDU#7BKE	71907 CDP4GA
71908 TG P/4	40	62	12	.240	1908HCDUL	2MM9308 WI-CR	B71908C.TPA.P4.UL	1908-RDU#7BKE	71908 CDP4GA
71909 TG P/4	45	68	12	.280	1909HCDUL	2MM9309 WI-CR	B71909C.TPA.P4.UL	1909-RDU#7BKE	71909 CDP4GA
71910 TG P/4	50	72	12	.290	1910HCDUL	2MM9310 WI-CR	B71910C.TPA.P4.UL	1910-RDU#7BKE	71910 CDP4GA
71911 TG P/4	55	80	13	.390	1911HCDUL	2MM9311 WI-CR	B71911C.TPA.P4.UL	1911-RDU#7BKE	71911 CDP4GA
71912 TG P/4	60	85	13	.420	1912HCDUL	2MM9312 WI-CR	B71912C.TPA.P4.UL	1912-RDU#7BKE	71912 CDP4GA
71913 TG P/4	65	90	13	.450	1913HCDUL	2MM9313 WI-CR	B71913C.TPA.P4.UL	1913-RDU#7BKE	71913 CDP4GA
71914 TG P/4	70	100	16	.730	1914HCDUL	2MM9314 WI-CR	B71914C.TPA.P4.UL	1914-RDU#7BKE	71914 CDP4GA
71915 TG P/4	75	105	16	.780	1915HCDUL	2MM9315 WI-CR	B71915C.TPA.P4.UL	1915-RDU#7BKE	71915 CDP4GA
71916 TG P/4	80	110	16	.820	1916HCDUL	2MM9316 WI-CR	B71916C.TPA.P4.UL	1916-RDU#7BKE	71916 CDP4GA
71917 TG P/4	85	120	18	1.180	1917HCDUL	2MM9317 WI-CR	B71917C.TPA.P4.UL	1917-RDU#7BKE	71917 CDP4GA
71918 TG P/4	90	125	18	1.250	1918HCDUL	2MM9318 WI-CR	B71918C.TPA.P4.UL	1918-RDU#7BKE	71918 CDP4GA
71919 TG P/4	95	130	18	1.300	1919HCDUL	-	B71919C.TPA.P4.UL	-	71919 CDP4GA
71920 TG P/4	100	140	20	1.810	1920HCDUL	2MM9320 WI-CR	B71920C.TPA.P4.UL	1920-RDU#7BKE	71920 CDP4GA
71921 TG P/4	105	145	20	1.850	1921HCDUL	-	-	-	71921 CDP4GA
71922 TG P/4	110	150	20	1.860	1922HCDUL	2MM9322 WI-CR	B71922C.TPA.P4.UL	-	71922 CDP4GA
71924 TG P/4	120	165	22	2.560	1924HCDUL	2MM9324 WI-CR	B71924C.TPA.P4.UL	1924-RDU#7BKE	71924 CDP4GA
71926 TG P/4	130	180	24	3.400	1926HCDUL	2MM9326 WI-CR	B71926C.TPA.P4.UL	-	71926 CDP4GA
71928 TG P/4	140	190	24	3.570	1928HCDUL	2MM9328 WI-CR	B71928C.TPA.P4.UL	-	71928 CDP4GA
71930 TG P/4	150	210	28	5.600	1930HCDUL	2MM9330 WI-CR	B71930C.TPA.P4.UL	-	71930 CDP4GA
71932 TG P/4	160	220	28	5.890	1932HCDUL	-	B71932C.TPA.P4.UL	-	71932 CDP4GA
71934 TG P/4	170	230	28	6.240	1934HCDUL	2MM9334 WI-CR	B71934C.TPA.P4.UL	-	71934 CDP4GA
71936 TG P/4	180	250	33	9.390	1936HCDUL	2MM9336 WI-CR	B71936C.TPA.P4.UL	-	71936 CDP4GA
71938 TG P/4	190	260	33	9.630	1938HCDUL	2MM9338 WI-CR	B71938C.TPA.P4.UL	-	71938 CDP4GA
71940 TG P/4	200	280	38	13.600	-	2MM9340 WI-CR	B71940C.TPA.P4.UL	-	71940 CDP4GA
*71944 TG P/4	220	300	38	14.600	-	-	B71944E.TPA.P4.UL	-	71944 CDP4GA
71948 TG P/4	240	320	38	15.600	-	-	B71948C.TPA.P4.UL	-	71948 CDP4GA
71952 TG P/4	260	360	46	26.670	1952HCDUL	-	B71952C.TPA.P4.UL	-	71952 CDP4GA
71956 TG P/4	280	380	46	28.419	1956HCDUL	-	B71956C.TPA.P4.UL	-	71956 CDP4GA
71960 TG P/4	300	420	56	44.974	1960HCDUL	-	B71960C.TPA.P4.UL	-	-
71964 TG P/4	320	440	56	47.619	1964HCDUL	-	B71964C.TPA.P4.UL	-	-
71968 TG P/4	340	460	56	50.044	1968HCDUL	-	B71968C.TPA.P4.UL	-	-
71972 TG P/4	360	480	56	52.690	1972HCDUL	-	B71972C.TPA.P4.UL	-	-

* This size has a 25° contact angle and a light preload.

NOTE:

- 1.) Suffix "TG" - Phenolic cage, land riding on the outer ring and universally flush-ground faces for back-to-back, face-to-face or tandem mounting.
- 2.) Angle of contact - 15° counterbored outer ring - light preload.
- 3.) High point of eccentricity available only on a special order basis.
- 4.) This series is available with ceramic balls - Prefix "CB". Consult factory for availability.



ANGULAR CONTACT BALL BEARINGS - HIGH SPEED - PHENOLIC CAGE - ABEC #7

Consolidated No.	Dimensions (Metric)			Approx. Wgt. (lbs.)	Interchange	
	d	D	B		FAG	
* HS71900 TG P/4	10	22	6	.022	HS71900 C.T.P4S	
* HS71901 TG P/4	12	24	6	.022	HS71901 C.T.P4S	
* HS71902 TG P/4	15	28	7	.044	HS71902 C.T.P4S	
* HS71903 TG P/4	17	30	7	.044	HS71903 C.T.P4S	
* HS71904 TG P/4	20	37	9	.088	HS71904 C.T.P4S	
* HS71905 TG P/4	25	42	9	.110	HS71905 C.T.P4S	
* HS71906 TG P/4	30	47	9	.110	HS71906 C.T.P4S	
* HS71907 TG P/4	35	55	10	.176	HS71907 C.T.P4S	
* HS71908 TG P/4	40	62	12	.287	HS71908 C.T.P4S	
* HS71909 TG P/4	45	68	12	.309	HS71909 C.T.P4S	
* HS71910 TG P/4	50	72	12	.331	HS71910 C.T.P4S	
* HS71911 TG P/4	55	80	13	.441	HS71911 C.T.P4S	
* HS71912 TG P/4	60	85	13	.463	HS71912 C.T.P4S	
* HS71913 TG P/4	65	90	13	.507	HS71913 C.T.P4S	
* HS71914 TG P/4	70	100	16	.816	HS71914 C.T.P4S	
* HS71915 TG P/4	75	105	16	.882	HS71915 C.T.P4S	
* HS71916 TG P/4	80	110	16	.904	HS71916 C.T.P4S	
* HS71917 TG P/4	85	120	18	1.345	HS71917 C.T.P4S	
* HS71918 TG P/4	90	125	18	1.389	HS71918 C.T.P4S	
* HS71919 TG P/4	95	130	18	1.455	HS71919 C.T.P4S	
* HS71920 TG P/4	100	140	20	1.984	HS71920 C.T.P4S	
* HS71921 TG P/4	105	145	20	2.072	HS71921 C.T.P4S	
* HS71922 TG P/4	110	150	20	2.094	HS71922 C.T.P4S	
* HS71924 TG P/4	120	165	22	2.954	HS71924 C.T.P4S	
* HS71926 TG P/4	130	180	24	3.902	HS71926 C.T.P4S	

* These sizes are available for high speed spindle applications; add prefix "HS".

ANGULAR CONTACT BALL BEARINGS - CERAMIC BALLS - PHENOLIC CAGE - ABEC #7

Consolidated No.	Dimensions (Metric)			Approx. Wgt. (lbs.)	Interchange		
	d	D	B		Barden	FAG	SKF
HC71900 TG P/4	10	22	6	.022	C 1900 HCUL	HC71900 C.T.P4S	71900CX HC P4A
HC71901 TG P/4	12	24	6	.022	C 1901 HCUL	HC71901 C.T.P4S	71901CX HC P4A
HC71902 TG P/4	15	28	7	.044	C 1902 HCUL	HC71902 C.T.P4S	71902CX HC P4A
HC71903 TG P/4	17	30	7	.044	C 1903 HCUL	HC71903 C.T.P4S	71903CX HC P4A
HC71904 TG P/4	20	37	9	.088	C 1904 HCUL	HC71904 C.T.P4S	71904CX HC P4A
HC71905 TG P/4	25	42	9	.110	C 1905 HCUL	HC71905 C.T.P4S	71905CX HC P4A
HC71906 TG P/4	30	47	9	.110	C 1906 HCUL	HC71906 C.T.P4S	71906CX HC P4A
HC71907 TG P/4	35	55	10	.176	C 1907 HCUL	HC71907 C.T.P4S	71907CX HC P4A
HC71908 TG P/4	40	62	12	.287	C 1908 HCUL	HC71908 C.T.P4S	71908CX HC P4A
HC71909 TG P/4	45	68	12	.309	C 1909 HCUL	HC71909 C.T.P4S	71909CX HC P4A
HC71910 TG P/4	50	72	12	.309	C 1910 HCUL	HC71910 C.T.P4S	71910CX HC P4A
HC71911 TG P/4	55	80	13	.419	C 1911 HCUL	HC71911 C.T.P4S	71911CX HC P4A
HC71912 TG P/4	60	85	13	.441	C 1912 HCUL	HC71912 C.T.P4S	71912CX HC P4A
HC71913 TG P/4	65	90	13	.463	C 1913 HCUL	HC71913 C.T.P4S	71913CX HC P4A
HC71914 TG P/4	70	100	16	.772	C 1914 HCUL	HC71914 C.T.P4S	71914CX HC P4A
HC71915 TG P/4	75	105	16	.838	C 1915 HCUL	HC71915 C.T.P4S	71915CX HC P4A
HC71916 TG P/4	80	110	16	.860	C 1916 HCUL	HC71916 C.T.P4S	71916CX HC P4A
HC71917 TG P/4	85	120	18	1.279	C 1917 HCUL	HC71917 C.T.P4S	71917CX HC P4A
HC71918 TG P/4	90	125	18	1.323	C 1918 HCUL	HC71918 C.T.P4S	71918CX HC P4A
HC71919 TG P/4	95	130	18	1.389	C 1919 HCUL	HC71919 C.T.P4S	71919CX HC P4A
HC71920 TG P/4	100	140	20	1.896	C 1920 HCUL	HC71920 C.T.P4S	71920CX HC P4A
HC71921 TG P/4	105	145	20	1.962	C 1921 HCUL	HC71921 C.T.P4S	71921CX HC P4A
HC71922 TG P/4	110	150	20	1.962	C 1922 HCUL	HC71922 C.T.P4S	71922CX HC P4A
HC71924 TG P/4	120	165	22	2.800	C 1924 HCUL	HC71924 C.T.P4S	71924CX HC P4A
HC71926 TG P/4	130	180	24	3.726	C 1926 HCUL	HC71926 C.T.P4S	71926CX HC P4A



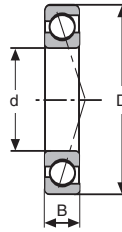
ANGULAR CONTACT BALL BEARINGS - PHENOLIC CAGE - ABEC #7 PRECISION

Consolidated No.	Dimensions (Metric)			Approx. Wgt. (lbs.)	Interchange		
	d	D	B		Barden	FAF	FAG
** 706 TG P/4	6	17	6	.011	10M6HC	-	B706C.T.P4S
** 707 TG P/4	7	19	6	.017	10M7HC	-	B707C.T.P4S
** 708 TG P/4	8	22	7	.022	10M8HC	-	B708C.T.P4S
** 709 TG P/4	9	23	7	.033	10M9HC	-	B709C.T.P4S
7000 TG P/4	10	26	8	.040	100HCDUL	2MM9100WI-CRDU	B7000C.TPA.P4S
7001 TG P/4	12	28	8	.050	101HCDUL	2MM9101WI-CRDU	B7001C.TPA.P4S
7002 TG P/4	15	32	9	.080	102HCDUL	-	B7002C.TPA.P4S
7003 TG P/4	17	35	10	.100	103HCDUL	2MM9103WI-CRDU	B7003C.TPA.P4S
7004 TG P/4	20	42	12	.160	104HCDUL	2MM9104WI-CRDU	B7004C.TPA.P4S
7005 TG P/4	25	47	12	.180	105HCDUL	2MM9105WI-CRDU	B7005C.TPA.P4S
7006 TG P/4	30	55	13	.260	106HCDUL	2MM9106WI-CRDU	B7006C.TPA.P4S
7007 TG P/4	35	62	14	.350	107HCDUL	2MM9107WI-CRDU	B7007C.TPA.P4S
7008 TG P/4	40	68	15	.430	108HCDUL	2MM9108WI-CRDU	B7008C.TPA.P4S
7009 TG P/4	45	75	16	.550	109HCDUL	2MM9109WI-CRDU	B7009C.TPA.P4S
7010 TG P/4	50	80	16	.600	110HCDUL	2MM9110WI-CRDU	B7010C.TPA.P4S
7011 TG P/4	55	90	18	.860	111HCDUL	2MM9111WI-CRDU	B7011C.TPA.P4S
7012 TG P/4	60	95	18	.920	112HCDUL	2MM9112WI-CRDU	B7012C.TPA.P4S
7013 TG P/4	65	100	18	.980	113HCDUL	2MM9113WI-CRDU	B7013C.TPA.P4S
7014 TG P/4	70	110	20	1.390	114HCDUL	2MM9114WI-CRDU	B7014C.TPA.P4S
7015 TG P/4	75	115	20	1.500	115HCDUL	2MM9115WI-CRDU	B7015C.TPA.P4S
7016 TG P/4	80	125	22	1.950	116HCDUL	2MM9116WI-CRDU	B7016C.TPA.P4S
7017 TG P/4	85	130	22	2.130	117HCDUL	2MM9117WI-CRDU	B7017C.TPA.P4S
7018 TG P/4	90	140	24	2.550	118HCDUL	2MM9118WI-CRDU	B7018C.TPA.P4S
7019 TG P/4	95	145	24	2.900	119HCDUL	2MM9119WI-CRDU	B7019C.TPA.P4S
7020 TG P/4	100	150	24	3.020	120HCDUL	2MM9120WI-CRDU	B7020C.TPA.P4S
7021 TG P/4	105	160	26	3.800	121HDL	-	B7021C.TPA.P4S
7022 TG P/4	110	170	28	4.100	122HDL	2MM9122WI-CRDU	B7022C.TPA.P4S
7024 TG P/4	120	180	28	4.850	124HDL	2MM9124WI-CRDU	B7024C.TPA.P4S
7026 TG P/4	130	200	33	7.390	126HDL	2MM9126WI-CRDU	B7026C.TPA.P4S
7028 TG P/4	140	210	33	7.900	128HDL	2MM9128WI-CRDU	B7028C.TPA.P4S
7030 TG P/4	150	225	35	8.600	130HDL	2MM9130WI-CRDU	B7030C.TPA.P4S
7032 TG P/4	160	240	38	11.600	-	2MM9132WI-CRDU	B7032C.TPA.P4S
* 7034 TG P/4	170	260	42	15.400	-	2MM9134WI-CRDU	B7034E.TPA.P4S
* 7036 TG P/4	180	280	46	20.100	-	-	B7036E.TPA.P4S
* 7038 TG P/4	190	290	46	20.900	-	-	B7038E.TPA.P4S
* 7040 TG P/4	200	310	51	27.100	-	2MM9140WI-CRDU	B7040C.TPA.P4S
* 7044 TG P/4	220	340	56	36.200	-	-	B7044E.TPA.P4S
* 7048 TG P/4	240	360	56	43.320	-	-	B7048E.TPA.P4S

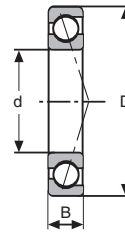
* These sizes have a 25° contact angle and a medium preload.
 **This series has ABEC #7 boundary tolerances with ABEC #9 running accuracies.

NOTE:

- 1.) Suffix "TG" - Phenolic cage, land-riding on the outer ring and universally flush-ground faces for Back-to-Back, Face-to-Face or Tandem mounting.
- 2.) Angle of contact - 15° counterbored outer ring - light preload.
- 3.) High point of eccentricity available only on a special order basis.



MRC	ND	SKF
-	-	-
-	-	-
-	-	708 CX P4GA
-	-	709 CX P4GA
100-KRDU #7 BKE	UQ OL00 DTL7	7000 CD P4GA
101-KRDU #7 BKE	UQ OL01 DTL7	7001 CD P4GA
102-KRDU #7 BKE	UQ OL02 DTL7	7002 CD P4GA
103-KRDU #7 BKE	UQ OL03 DTL7	7003 CD P4GA
104-KRDU #7 BKE	UQ OL04 DTL7	7004 CD P4GA
105-KRDU #7 BKE	UQ OL05 DTL7	7005 CD P4GA
106-KRDU #7 BKE	UQ OL06 DTL7	7006 CD P4GA
107-KRDU #7 BKE	UQ OL07 DTL7	7007 CD P4GA
108-KRDU #7 BKE	UQ OL08 DTL7	7008 CD P4GA
109-KRDU #7 BKE	UQ OL09 DTL7	7009 CD P4GA
110-KRDU #7 BKE	UQ OL10 DTL7	7010 CD P4GA
111-KRDU #7 BKE	UQ OL11 DTL7	7011 CD P4GA
112-KRDU #7 BKE	UQ OL12 DTL7	7012 CD P4GA
113-KRDU #7 BKE	UQ OL13 DTL7	7013 CD P4GA
114-KRDU #7 BKE	UQ OL14 DTL7	7014 CD P4GA
115-KRDU #7 BKE	UQ OL15 DTL7	7015 CD P4GA
116-KRDU #7 BKE	UQ OL16 DTL7	7016 CD P4GA
117-KRDU #7 BKE	UQ OL17 DTL7	7017 CD P4GA
118-KRDU #7 BKE	UQ OL18 DTL7	7018 CD P4GA
119-KRDU #7 BKE	UQ OL19 DTL7	7019 CD P4GA
120-KRDU #7 BKE	UQ OL20 DTL7	7020 CD P4GA
121-KRDU #7 BKE	UQ OL21 DTL7	7021 CD P4GA
122-KRDU #7 BKE	UQ OL22 DTL7	7022 CD P4GA
-	UQ OL24 DTL7	7024 CD P4GA
-	UQ OL26 DTL7	7026 CD P4GA
-	UQ OL28 DTL7	7028 CD P4GA
-	UQ OL30 DTL7	7030 CD P4GA
-	-	7032 CD P4GA
-	-	7034 ACD P4GB
-	-	7036 ACD P4GB
-	-	7038 ACD P4GB
-	-	7040 CD P4GB
-	-	7044 ACD P4GB
-	-	7048 ACD P4GB



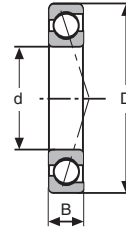
ANGULAR CONTACT BALL BEARINGS - HIGH SPEED - PHENOLIC CAGE - ABEC #7 PRECISION

Consolidated No.	Dimensions (Metric)			Approx. Wgt. (lbs.)	Interchange		
	d	D	B		FAG	NTN	SKF
HS7000 TG P/4	10	26	8	.044	HS7000 C.T.P4S	BNT000	-
HS7001 TG P/4	12	28	8	.044	HS7001 C.T.P4S	BNT001	-
HS7002 TG P/4	15	32	9	.066	HS7002 C.T.P4S	BNT002	-
HS7003 TG P/4	17	35	10	.088	HS7003 C.T.P4S	BNT003	-
HS7004 TG P/4	20	42	12	.176	HS7004 C.T.P4S	BNT004	-
HS7005 TG P/4	25	47	12	.198	HS7005 C.T.P4S	BNT005	-
HS7006 TG P/4	30	55	13	.287	HS7006 C.T.P4S	BNT006	-
HS7007 TG P/4	35	62	14	.375	HS7007 C.T.P4S	BNT007	-
HS7008 TG P/4	40	68	15	.485	HS7008 C.T.P4S	BNT008	-
HS7009 TG P/4	45	75	16	.595	HS7009 C.T.P4S	BNT009	-
HS7010 TG P/4	50	80	16	.639	HS7010 C.T.P4S	BNT010	-
HS7011 TG P/4	55	90	18	.948	HS7011 C.T.P4S	BNT011	-
HS7012 TG P/4	60	95	18	1.014	HS7012 C.T.P4S	BNT012	-
HS7013 TG P/4	65	100	18	1.058	HS7013 C.T.P4S	BNT013	-
HS7014 TG P/4	70	110	20	1.477	HS7014 C.T.P4S	BNT014	-
HS7015 TG P/4	75	115	20	1.565	HS7015 C.T.P4S	BNT015	-
HS7016 TG P/4	80	125	22	2.116	HS7016 C.T.P4S	BNT016	-
HS7017 TG P/4	85	130	22	2.205	HS7017 C.T.P4S	BNT017	-
HS7018 TG P/4	90	140	24	2.888	HS7018 C.T.P4S	BNT018	-
HS7019 TG P/4	95	145	24	2.976	HS7019 C.T.P4S	BNT019	-
HS7020 TG P/4	100	150	24	3.086	HS7020 C.T.P4S	BNT020	-
HS7021 TG P/4	105	160	26	3.858	HS7021 C.T.P4S	-	-
HS7022 TG P/4	110	170	28	4.916	HS7022 C.T.P4S	-	-
HS7024 TG P/4	130	180	28	5.137	HS7024 C.T.P4S	-	-
HS7026 TG P/4	140	200	33	8.091	HS7026 C.T.P4S	-	-

* These sizes are available for high speed spindle applications; add prefix "HS".

ANGULAR CONTACT BALL BEARINGS - CERAMIC BALLS - PHENOLIC CAGE - ABEC #7 PRECISION

Consolidated No.	Dimensions (Metric)			Approx. Wgt. (lbs.)	Interchange		
	d	D	B		FAG	Barden	SKF
HC706 TG P/4	6	17	6	.009	HC706 C.T.P4S	C 10M6 HCUL	706 CX HC P4A
HC707 TG P/4	7	19	6	.015	HC707 C.T.P4S	C 10M7 HCUL	707 CX HC P4A
HC708 TG P/4	8	22	7	.020	HC708 C.T.P4S	C 10M8 HCUL	708 CX HC P4A
HC709 TG P/4	9	24	8	.029	HC709 C.T.P4S	C 10M9 HCUL	709 CX HC P4A
HC7000 TG P/4	10	26	8	.044	HCB7000 C.T.P4S	C 100 HCUL	7000 CX HC P4A
HC7001 TG P/4	12	28	8	.044	HCB7001 C.T.P4S	C 101 HCUL	7001 CX HC P4A
HC7002 TG P/4	15	32	9	.066	HCB7002 C.T.P4S	C 102 HCUL	7002 CX HC P4A
HC7003 TG P/4	17	35	10	.088	HCB7003 C.T.P4S	C 103 HCUL	7003 CX HC P4A
HC7004 TG P/4	20	42	12	.132	HCB7004 C.T.P4S	C 104 HCUL	7004 CX HC P4A
HC7005 TG P/4	25	47	12	.154	HCB7005 C.T.P4S	C 105 HCUL	7005 CX HC P4A
HC7006 TG P/4	30	55	13	.243	HCB7006 C.T.P4S	C 106 HCUL	7006 CX HC P4A
HC7007 TG P/4	35	62	14	.309	HCB7007 C.T.P4S	C 107 HCUL	7007 CX HC P4A
HC7008 TG P/4	40	68	15	.397	HCB7008 C.T.P4S	C 108 HCUL	7008 CX HC P4A
HC7009 TG P/4	45	75	16	.573	HC7009 C.T.P4S	C 109 HCUL	7009 CX HC P4A
HC7010 TG P/4	50	80	16	.617	HC7010 C.T.P4S	C 110 HCUL	7010 CX HC P4A
HC7011 TG P/4	55	90	18	.904	HC7011 C.T.P4S	C 111 HCUL	7011 CX HC P4A
HC7012 TG P/4	60	95	18	.970	HC7012 C.T.P4S	C 112 HCUL	7012 CX HC P4A
HC7013 TG P/4	65	100	18	1.014	HC7013 C.T.P4S	C 113 HCUL	7013 CX HC P4A
HC7014 TG P/4	70	110	20	1.411	HC7014 C.T.P4S	C 114 HCUL	7014 CX HC P4A
HC7015 TG P/4	75	115	20	1.499	HC7015 C.T.P4S	C 115 HCUL	7015 CX HC P4A
HC7016 TG P/4	80	125	22	2.006	HC7016 C.T.P4S	C 116 HCUL	7016 CX HC P4A
HC7017 TG P/4	85	130	22	2.094	HC7017 C.T.P4S	C 117 HCUL	7017 CX HC P4A
HC7018 TG P/4	90	140	24	2.756	HC7018 C.T.P4S	C 118 HCUL	7018 CX HC P4A
HC7019 TG P/4	95	145	24	2.822	HC7019 C.T.P4S	C 119 HCUL	7019 CX HC P4A
HC7020 TG P/4	100	150	24	2.910	HC7020 C.T.P4S	C 120 HCUL	7020 CX HC P4A
HC7021 TG P/4	105	160	26	3.660	HC7021 C.T.P4S	C 121 HCUL	7021 CX HC P4A
HC7022 TG P/4	110	170	28	4.696	HC7022 C.T.P4S	C 122 HCUL	7022 CX HC P4A
HC7024 TG P/4	120	180	28	4.828	HC7024 C.T.P4S	C 124 HCUL	7024 CX HC P4A
HC7026 TG P/4	130	200	33	5.952	HC7026 C.T.P4S	C 126 HCUL	7026 CX HC P4A
HC7028 TG P/4	140	210	33	6.173	HC7028 C.T.P4S	C 128 HCUL	7028 CX HC P4A
HC7030 TG P/4	150	225	35	7.275	HC7030 C.T.P4S	C 130 HCUL	7030 CX HC P4A
HC7032 TG P/4	160	240	38	9.480	HC7032 C.T.P4S	C 132 HCUL	7032 CX HC P4A

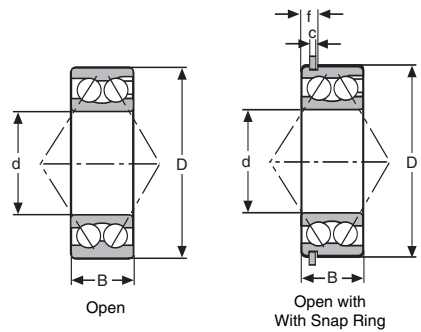


ANGULAR CONTACT BALL BEARINGS - PHENOLIC CAGE - ABEC #7 PRECISION

Consolidated No.	Dimensions (Metric)			Approx. Wgt. (lbs.)	Interchange					
	d	D	B		Barden	FAF	FAG	MRC	ND	SKF
7200 TG P/4	10	30	9	.070	200HCDUL	-	B7200C.TPA.P4S	200RDU #7 BKE	-	-
7201 TG P/4	12	32	10	.100	201HCDUL	-	B7201C.TPA.P4S	201RDU #7 BKE	-	7201 CD P4GA
7202 TG P/4	15	35	11	.120	202HCDUL	2MM202WI-CRDU	B7202C.TPA.P4S	202RDU #7 BKE	UQ 20202 DTL7	7202 CD P4GA
7203 TG P/4	17	40	12	.150	203HCDUL	2MM203WI-CRDU	B7203C.TPA.P4S	203RDU #7 BKE	UQ 20203 DTL7	7203 CD P4GA
7204 TG P/4	20	47	14	.250	204HCDUL	2MM204WI-CRDU	B7204C.TPA.P4S	204RDU #7 BKE	UQ 20204 DTL7	7204 CD P4GA
7205 TG P/4	25	52	15	.300	205HCDUL	2MM205WI-CRDU	B7205C.TPA.P4S	205RDU #7 BKE	UQ 20205 DTL7	7205 CD P4GA
7206 TG P/4	30	62	16	.500	206HCDUL	2MM206WI-CRDU	B7206C.TPA.P4S	206RDU #7 BKE	UQ 20206 DTL7	7206 CD P4GA
7207 TG P/4	35	72	17	.700	207HCDUL	2MM207WI-CRDU	B7207C.TPA.P4S	207RDU #7 BKE	UQ 20207 DTL7	7207 CD P4GA
7208 TG P/4	40	80	18	.900	208HCDUL	2MM208WI-CRDU	B7208C.TPA.P4S	208RDU #7 BKE	UQ 20208 DTL7	7208 CD P4GA
7209 TG P/4	45	85	19	.960	209HCDUL	2MM209WI-CRDU	B7209C.TPA.P4S	209RDU #7 BKE	UQ 20209 DTL7	7209 CD P4GA
7210 TG P/4	50	90	20	1.100	210HCDUL	2MM210WI-CRDU	B7210C.TPA.P4S	210RDU #7 BKE	UQ 20210 DTL7	7210 CD P4GA
7211 TG P/4	55	100	21	1.500	211HCDUL	2MM211WI-CRDU	B7211C.TPA.P4S	211RDU #7 BKE	UQ 20211 DTL7	7211 CD P4GA
7212 TG P/4	60	110	22	1.900	212HCDUL	2MM212WI-CRDU	B7212C.TPA.P4S	212RDU #7 BKE	UQ 20212 DTL7	7212 CD P4GA
7213 TG P/4	65	120	23	2.400	213HCDUL	2MM213WI-CRDU	B7213C.TPA.P4S	213RDU #7 BKE	UQ 20213 DTL7	7213 CD P4GA
7214 TG P/4	70	125	24	2.500	214HCDUL	2MM214WI-CRDU	B7214C.TPA.P4S	214RDU #7 BKE	UQ 20214 DTL7	7214 CD P4GA
7215 TG P/4	75	130	25	2.700	215HCDUL	2MM215WI-CRDU	B7215C.TPA.P4S	215RDU #7 BKE	UQ 20215 DTL7	7215 CD P4GA
7216 TG P/4	80	140	26	3.100	216HCDUL	2MM216WI-CRDU	B7216C.TPA.P4S	216RDU #7 BKE	UQ 20216 DTL7	7216 CD P4GA
7217 TG P/4	85	150	28	4.000	217HCDUL	2MM217WI-CRDU	B7217C.TPA.P4S	217RDU #7 BKE	UQ 20217 DTL7	7217 CD P4GA
7218 TG P/4	90	160	30	4.900	218HCDUL	2MM218WI-CRDU	B7218C.TPA.P4S	218RDU #7 BKE	UQ 20218 DTL7	7218 CD P4GA
7219 TG P/4	95	170	32	5.600	219HCDUL	2MM219WI-CRDU	B7219C.TPA.P4S	219RDU #7 BKE	UQ 20219 DTL7	7219 CD P4GA
7220 TG P/4	100	180	34	7.200	220HCDUL	2MM220WI-CRDU	B7220C.TPA.P4S	220RDU #7 BKE	UQ 20220 DTL7	7220 CD P4GA
7221 TG P/4	105	190	36	11.700	221HCDUL	-	B7221C.TPA.P4S	221RDU #7 BKE	UQ 20221 DTL7	7221 CD P4GA
7222 TG P/4	110	200	38	15.000	222HCDUL	2MM222WI-CRDU	B7222C.TPA.P4S	222RDU #7 BKE	UQ 20222 DTL7	7222 CD P4GA
7224 TG P/4	120	215	40	16.000	224HCDUL	2MM224WI-CRDU	B7224C.TPA.P4S	224RDU #7 BKE	UQ 20224 DTL7	7224 CD P4GA
7226 TG P/4	130	230	40	21.000	226HCDUL	2MM226WI-CRDU	B7226C.TPA.P4S	226RDU #7 BKE	UQ 20226 DTL7	7226 CD P4GA
7228 TG P/4	140	250	42	17.100	228HCDUL	-	B7228C.TPA.P4S	-	-	-
7230 TG P/4	150	270	45	21.500	230HCDUL	2MM230WI-CRDU	B7230C.TPA.P4S	-	-	-
7232 TG P/4	160	290	48	26.700	232HCDUL	-	B7232C.TPA.P4S	-	-	-
7234 TG P/4	170	310	52	33.100	234HCDUL	-	B7234C.TPA.P4S	-	-	-
7236 TG P/4	180	320	52	34.500	236HCDUL	-	B7236C.TPA.P4S	-	-	-
7238 TG P/4	190	340	55	43.500	236HCDUL	-	B7238C.TPA.P4S	-	-	-
7240 TG P/4	200	360	58	52.500	240HCDUL	-	B7240C.TPA.P4S	-	-	-
7244 TG P/4	220	400	65	74.000	244HCDUL	-	B7244C.TPA.P4S	-	-	-
7301 TG P/4	12	37	12	.150	-	2MM301WI-CRDU	-	301RDU #7 BKE	-	-
7302 TG P/4	15	42	13	.200	-	2MM302WI-CRDU	-	302RDU #7 BKE	UQ20302 DTL7	-
7303 TG P/4	17	47	14	.250	-	2MM303WI-CRDU	-	303RDU #7 BKE	UQ20303 DTL7	-
7304 TG P/4	20	52	15	.350	304HCDL	2MM304WI-CRDU	-	304RDU #7 BKE	UQ20304 DTL7	-
7305 TG P/4	25	62	17	.520	305HCDL	2MM305WI-CRDU	-	305RDU #7 BKE	UQ20305 DTL7	-
7306 TG P/4	30	72	19	.780	306HCDL	2MM306WI-CRDU	-	306RDU #7 BKE	UQ20306 DTL7	-
7307 TG P/4	35	80	21	1.010	307HCDL	2MM307WI-CRDU	-	307RDU #7 BKE	UQ20307 DTL7	-
7308 TG P/4	40	90	23	1.420	308HCDL	2MM308WI-CRDU	-	308RDU #7 BKE	UQ20308 DTL7	-
7309 TG P/4	45	100	25	1.900	309HCDL	2MM309WI-CRDU	-	309RDU #7 BKE	UQ20309 DTL7	-
7310 TG P/4	50	110	27	2.480	310HCDL	2MM310WI-CRDU	-	310RDU #7 BKE	UQ20310 DTL7	-
7311 TG P/4	55	120	29	3.140	-	2MM311WI-CRDU	-	311RDU #7 BKE	UQ20311 DTL7	-
7312 TG P/4	60	130	31	3.890	-	2MM312WI-CRDU	-	312RDU #7 BKE	UQ20312 DTL7	-
7313 TG P/4	65	140	33	4.780	-	2MM313WI-CRDU	-	313RDU #7 BKE	UQ20313 DTL7	-
7314 TG P/4	70	150	35	5.770	-	2MM314WI-CRDU	-	314RDU #7 BKE	UQ20314 DTL7	-
7315 TG P/4	75	160	37	7.400	-	-	-	315RDU #7 BKE	UQ20315 DTL7	-
7316 TG P/4	80	170	39	8.800	-	-	-	316RDU #7 BKE	UQ20316 DTL7	-
7319 TG P/4	95	200	45	13.500	-	2MM319WI-CRDU	-	-	-	-

NOTE:

- 1.) Suffix "TG" - Phenolic cage, land-riding on the outer ring and universally flush-ground faces for Back-to-Back, Face-to-Face or Tandem mounting.
- 2.) Angle contact - 15° counterbored outer ring - light preload.
- 3.) High point of eccentricity available only on special order basis.
- 4.) This series is available with ceramic balls - Prefix "CB". Consult factory for availability.



DOUBLE ROW ANGULAR CONTACT BALL BEARINGS - MAX TYPE - AMERICAN WIDTH

Consolidated No.	Dimensions (Metric)			Approx. Wgt. (lbs.)	Interchange					
	d	D	B		FAF	FAG SKF STEYR	FED SKF	MRC	ND	RIV
* 5200	10	30	14.0	.120	-	3200	5200	-	-	04 AANOn
5200 W	10	30	14.3	.125	-	-	-	-	5200	-
* 5201	12	32	15.9	.140	-	3201	5201	-	-	03 AANOn
* 5202	15	35	15.9	.160	-	3202	5202	-	-	02 AANOn
* 5203	17	40	17.5	.230	-	3203	5203	-	-	01 AANOn
* 5204	20	47	20.6	.370	-	3204	5204	-	-	1 ANNOn20
* 5205	25	52	20.6	.430	-	3205	5205	-	5205	2 AANOn25
* 5206	30	62	23.8	.700	5206W	3206	5206	-	5206	3 AANOn30
* 5207	35	72	27.0	1.070	5207W	3207	5207	5207-K	5207	4 AANOn
* 5208	40	80	30.2	1.440	5208W	3208	5208	5208-K	5208	5 AANOn
* 5209	45	85	30.2	1.560	5209W	3209	5209	5209-K	5209	6 AANOn
* 5210	50	90	30.2	1.680	5210W	3210	5210	5210-K	5210	7 AANOn
* 5211	55	100	33.3	2.320	5211W	3211	5211	5211-K	5211	8 AANOn
* 5212	60	110	36.5	3.090	5212W	3212	5212	5212-K	5212	9 AANOn
* 5213	65	120	38.1	3.860	5213W	3213	5213	5213-K	5213	10 AANOn
* 5214	70	125	39.7	4.230	5214W	3214	5214	5214-K	-	11 AANOn
5215	75	130	41.3	4.630	-	3215	5215	5215-K	5215	12 AANOn
5216	80	140	44.4	5.820	-	3216	5216	5216-K	5216	13 AANOn
5217	85	150	49.2	7.470	-	3217	5217	5217-K	5217	14 AANOn
5218	90	160	52.4	9.130	5218WBR	3218	5218	5218-K	5218	15 AANOn
5219 M	95	170	55.6	11.000	5219W	3219	5219	5219	5219	16 AANOn
5220	100	180	60.3	13.500	5220WBR	3220	5220	5220	5220	17 AANOn
5221 M	105	190	65.1	16.070	-	3221	5221	5221	-	18 AANOn
5222 M	110	200	69.8	20.430	-	3222	5222	5222	5222	19 AANOn
5224 M	120	215	76.0	24.692	-	3224	-	-	-	-
5226 M	130	230	80.0	29.101	-	3226	-	-	-	-
5228 M	140	250	88.0	38.360	-	3228	-	-	-	-

WITH SNAP RING**

Consolidated No.	Dimensions (Metric)			Dimensions (Inch)		Approx. Wgt. (lbs.)	Interchange		
	d	D	B	f	c		MRC	ND	SKF
* 5202 NR	15	35	15.9	.1340	.0530	.160	-	45202	-
5203 NR	17	40	17.5	.1340	.0530	.230	-	45203	-
* 5204 NR	20	47	20.6	.1490	.0530	.370	5204-SBKG	45204	5204 ENR
5205 NR	25	52	20.6	.2030	.0750	.430	5205-SBKG	45205	5205 ENR
5206 NR	30	62	23.8	.2030	.0750	.700	5206-SBKG	45206	5206 ENR
* 5207 NR	35	72	27.0	.2030	.0750	1.070	5207-SBKG	45207	5207 ENR
* 5208 NR	40	80	30.2	.2030	.0750	1.440	5208-SBKG	45208	5208 ENR
5209 NR	45	85	30.2	.2030	.0750	1.560	5209-KG	45209	5209 ENR
* 5210 NR	50	90	30.2	.2350	.1060	1.680	5210-KG	45210	5210 ENR
* 5211 NR	55	100	33.3	.2350	.1060	2.320	5211-KG	45211	5211 ENR
* 5212 NR	60	110	36.5	.2350	.1060	3.090	5212-KG	45212	5212 ENR
5213 NR	65	120	38.1	.2810	.1220	3.860	5213-KG	45213	5213 ENR
5214 NR	70	125	39.7	.2810	.1220	4.230	5214-KG	45214	5214 ENR
5215 NR	75	130	41.3	.2810	.1220	4.630	5215-KG	45215	5215 ENR
5216 NR	80	140	44.4	.3150	.1220	5.820	5216-KG	45216	5216 ENR

* Available Conrad Design (no filling slot) suffix "B" - angle of contact 25°

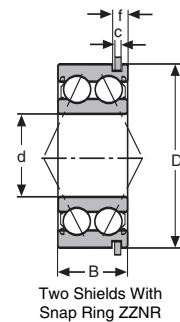
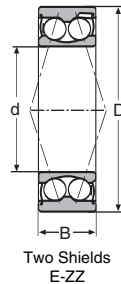
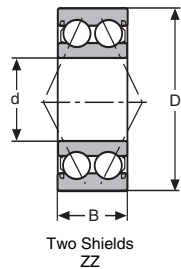
** Consult factory for availability of larger sizes.

NOTE:

1.) Maximum capacity-filling slot type, angle of contact 35°.

2.) Angle of contact may vary between domestic manufacturers. Also, certain smaller domestic sizes not listed in this interchange are furnished only in the Conrad type (no filling slots-lower capacity).

3.) C/3 fits available on certain sizes. Consult factory for availability.



DOUBLE ROW ANGULAR CONTACT BALL BEARINGS - TWO SHIELDS - AMERICAN WIDTH

Consolidated No.	Dimensions (Metric)			Approx. Wgt. (lbs.)	Interchange				
	d	D	B		FAF	FAG	MRC	ND	SKF
5200-ZZ	10	30	14.3	.115	-	-	-	-	-
5201-ZZ	12	32	15.9	.132	5201KDD	3200B.2ZR	5201-SBKFF	55500	5200A-2Z
5202-ZZ	15	35	15.9	.154	-	3201B.2ZR	5201-SBKFF	55501	5201A-2Z
5203-ZZ	17	40	17.5	.220	5203KDD3	3202B.2ZR	5202-SBKFF	55502	5202A-2Z
5204-ZZ	20	47	20.6	.353	-	3203B.2ZR	5203-SBKFF	55503	5203A-2Z
5205-ZZ	25	52	20.6	.413	-	3204B.2ZR	5204-SBKFF	55504	5204A-2Z
5206-ZZ	30	62	23.8	.683	-	3205B.2ZR	5205-SBKFF	55505	5205A-2Z
5207-ZZ	35	72	27.0	1.036	-	3206B.2ZR	5206-SBKFF	55506	5206A-2Z
5208-ZZ	40	80	30.2	1.400	-	3207B.2ZR	5207-SBKFF	55507	5207A-2Z
5209-ZZ	45	85	30.2	1.521	-	3208B.2ZR	5208-SBKFF	55508	5208A-2Z
5210-ZZ	50	90	30.2	1.620	-	3209B.2ZR	5209-SBKFF	55509	5209A-2Z
5211-ZZ	55	100	33.3	2.310	-	3210B.2ZR	5210-KFF	55510	5210A-2Z
5212-ZZ	60	110	36.5	2.987	-	3211B.2ZR	-	55511	5211A-2Z
5213-ZZ	65	120	38.1	3.858	-	3212B.2ZR	-	55512	5212A-2Z
5214-ZZ	70	125	39.7	4.200	-	3213B.2ZR	-	55513	5213A-2Z
5215-ZZ	75	130	41.3	4.630	-	3214B.2ZR	-	55514	5214A-2Z
5216-ZZ	80	140	44.5	5.820	-	3215B.2ZR	5215-KFF	55515	5215A-2Z
5217-ZZ	85	150	49.2	7.500	-	-	-	55516	5216A-2Z
5218-ZZ	90	160	52.4	9.150	-	-	-	-	5217A-2Z
5219-ZZ	95	170	55.6	11.020	-	-	-	-	5218A-2Z
5220-ZZ	100	180	60.3	13.450	-	-	-	-	5219A-2Z
									5220A-2Z

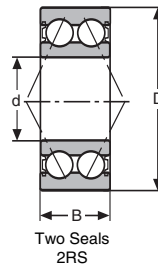
DOUBLE ROW ANGULAR CONTACT BALL BEARINGS - TWO SHIELDS - AMERICAN WIDTH

Consolidated No.	Dimensions (Metric)			Approx. Wgt. (lbs.)	Interchange
	d	D	B		SKF
5200-E-ZZ	10	30	14.3	.108	-
5201-E-ZZ	12	32	15.9	.125	-
5202-E-ZZ	15	35	15.9	.141	-
5203-E-ZZ	17	40	17.5	.187	-
5204-E-ZZ	20	47	20.6	.306	-
5205-E-ZZ	25	52	20.6	.350	-
5206-E-ZZ	30	62	23.8	.584	-
5207-E-ZZ	35	72	27.0	.908	-
5208-E-ZZ	40	80	30.2	1.212	3208 E-ZZ
5209-E-ZZ	45	85	30.2	1.285	3209 E-ZZ
5210-E-ZZ	50	90	30.2	1.388	3210 E-ZZ
5211-E-ZZ	55	100	33.3	2.310	-

TWO SHIELDS AND SNAP RING

Consolidated No.	Dimensions (Metric)			Dimensions (Inch)		Approx. Wgt. (lbs.)	Interchange				
	d	D	B	f	c		FAF	FAG	MRC	ND	SKF
5200-ZZNR	10	30	14.3	.1340	.0530	.115	-	-	-	-	-
5201-ZZNR	12	32	15.9	.1340	.0530	.132	-	-	-	-	-
5202-ZZNR	15	35	15.9	.1340	.0530	.160	-	-	-	-	-
5203-ZZNR	17	40	17.5	.1340	.0530	.230	-	-	-	-	-
5204-ZZNR	20	47	20.6	.1490	.0530	.370	-	-	5204-SBKFFG	-	5204A-2ZNR
5205-ZZNR	25	52	20.6	.2030	.0750	.430	-	-	-	-	5205A-2ZNR
5206-ZZNR	30	62	23.8	.2030	.0750	.700	-	-	-	-	5206A-2ZNR
5207-ZZNR	35	72	27.0	.2030	.0750	1.070	-	-	-	-	5207A-2ZNR
5208-ZZNR	40	80	30.2	.2030	.0750	1.440	-	-	-	-	5208A-2ZNR
5209-ZZNR	45	85	30.2	.2030	.0750	1.560	-	-	-	-	5209A-2ZNR
5210-ZZNR	50	90	30.2	.2350	.1060	1.680	-	-	-	-	5210A-2ZNR
5211-ZZNR	55	100	33.3	.2350	.1060	2.320	-	-	-	-	5211A-2ZNR
5212-ZZNR	60	110	36.5	.2350	.1060	3.090	-	-	-	-	5212A-2ZNR
5213-ZZNR	65	120	38.1	.2810	.1220	3.860	-	-	-	-	5213A-2ZNR
5214-ZZNR	70	125	39.7	.2810	.1220	4.230	-	-	-	-	5214A-2ZNR
5215-ZZNR	75	130	41.3	.2810	.1220	4.630	-	-	-	-	5215A-2ZNR
5216-ZZNR	80	140	44.5	.3150	.1220	5.820	-	-	-	-	5216A-2ZNR

NOTE:
1.) This series is Conrad design (no filling slot) angle of contact 25°.



DOUBLE ROW ANGULAR CONTACT BALL BEARINGS - CONRAD TYPE - TWO SEALS

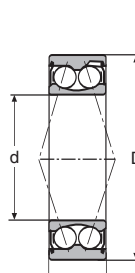
Consolidated No.	Dimensions (Metric)			Approx. Wgt. (lbs.)	Interchange
	d	D	B		
					INA
3800-2RS	10	19	7	.018	3800-2RS
3801-2RS	12	21	7	.018	3801 2RS
3802-2RS	15	24	7	.020	3802 2RS
3803-2RS	17	26	7	.033	3803 2RS
3804-2RS	20	32	10	.044	3804 2RS
3805-2RS	25	37	10	.055	3805 2RS
3806-2RS	30	42	10	.066	3806 2RS
3807-2RS	35	47	10	.077	3807 2RS
3808-2RS	40	52	10	.088	3808 2RS
3809-2RS	45	58	12	.117	3809 2RS
3810-2RS	50	65	12	.154	3810 2RS
3811-2RS	55	72	13	.198	3811 2RS
3812-2RS	60	78	14	.309	3812 2RS
3814-2RS	70	90	15	.419	3814 2RS
3816-2RS	80	100	15	.507	3816 2RS
3818-2RS	90	115	19	1.008	3818 2RS
3820-2RS	100	125	19	1.102	3820-2RS

DOUBLE ROW ANGULAR CONTACT BALL BEARINGS - CONRAD TYPE - TWO SEALS

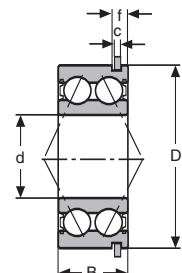
30/5-2RS	5	14	7	.018	30/5 2RS
30/6-2RS	6	17	9	.022	30/6 2RS
30/7-2RS	7	19	10	.026	30/7 2RS
30/8-2RS	8	22	11	.044	30/8 2RS
3000-2RS	10	26	12	.049	3000 2RS
3001-2RS	12	28	12	.055	3001 2RS
3002-2RS	15	32	13	.079	3002 2RS
3003-2RS	17	35	14	.093	3003 2RS
3004-2RS	20	42	16	.176	3004 2RS
3005-2RS	25	47	16	.220	3005 2RS
3006-2RS	30	55	19	.353	3006 2RS
3007-2RS	35	62	20	.441	3007 2RS
3008-2RS	40	68	21	.551	3008 2RS

DOUBLE ROW ANGULAR CONTACT BALL BEARINGS - TWO SEALS - AMERICAN WIDTH

Consolidated No.	Dimensions (Metric)			Approx. Wgt. (lbs.)	Interchange			
	d	D	B		FAG	MRC	ND	SKF
5200-2RS	10	30	14.3	.115	3200B.2RSR	5200-SBKZZ	-	5200A-2RS
5201-2RS	12	32	15.9	.132	3201B.2RSR	5201-SBKZZ	-	5201A-2RS
5202-2RS	15	35	15.9	.154	3202B.2RSR	5202-SBKZZ	-	5202A-2RS
5203-2RS	17	40	17.5	.220	3203B.2RSR	5203-SBKZZ	-	5203A-2RS
W 5203-2RS	17	40	20.6	.253	-	-	Z995203	-
5204-2RS	20	47	20.6	.353	3204B.2RSR	-	-	5204A-2RS
W 5204-2RS	20	47	23.8	.396	-	-	Z995204	-
5205-2RS	25	52	20.6	.413	3205B.2RSR	-	-	5205A-2RS
W 5205-2RS	25	52	23.8	.507	-	-	Z995205	-
5206-2RS	30	62	23.8	.683	3206B.2RSR	-	-	5206A-2RS
W 5206-2RS	30	62	27.0	.716	-	-	Z995206	-
5207-2RS	35	72	27.0	1.036	3207B.2RSR	-	-	5207A-2RS
5208-2RS	40	80	30.2	1.400	3208B.2RSR	-	-	5208A-2RS
5209-2RS	45	85	30.2	1.521	3209B.2RSR	-	-	5209A-2RS
5210-2RS	50	90	30.2	1.620	3210B.2RSR	-	-	5210A-2RS
5211-2RS	55	100	33.3	2.310	3211B.2RSR	-	-	5211A-2RS
5212-2RS	60	110	36.5	2.987	3212B.2RSR	-	-	5212A-2RS
5213-2RS	65	120	38.1	3.858	3213B.2RSR	-	-	5213A-2RS
5214-2RS	70	125	39.7	4.200	3214B.2RSR	-	-	5214A-2RS
5215-2RS	75	130	41.3	4.630	3215B.2RSR	-	-	5215A-2RS
5216-2RS	80	140	44.5	5.820	-	-	-	5216A-2RS



Two Seals
E-2RS



Two Seals With Snap Ring
2RSNR

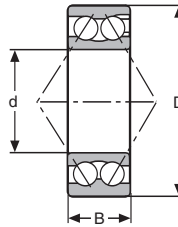
DOUBLE ROW ANGULAR CONTACT BALL BEARINGS - MAX TYPE - TWO SEALS - AMERICAN WIDTH

Consolidated No.	Dimensions (Metric)			Approx. Wgt. (lbs.)	Interchange
	d	D	B		
5200 E-2RS	10	30	14.3	.108	-
5201 E-2RS	12	32	15.9	.125	-
5202 E-2RS	15	35	15.9	.141	-
5203 E-2RS	17	40	17.5	.187	-
5204 E-2RS	20	47	20.6	.306	-
5205 E-2RS	25	52	20.6	.350	-
5206 E-2RS	30	62	23.8	.584	-
5207 E-2RS	35	72	27.0	.908	-
5208 E-2RS	40	80	30.2	1.212	3208 E-2RS1
5209 E-2RS	45	85	30.2	1.285	3209 E-2RS1
5210 E-2RS	50	90	30.2	1.388	3210 E-2RS1
5211 E-2RS	55	100	33.3	2.248	-

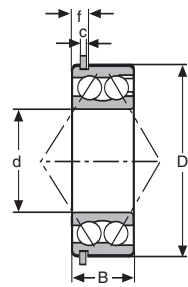
CONRAD TYPE - TWO SEALS AND SNAP RING - AMERICAN WIDTH

Consolidated No.	Dimensions					Approx. Wgt. (lbs.)	Interchange			
	(Metric)			(Inch)			FAG	MRC	ND	SKF
	d	D	B	f	c					
5200-2RSNR	10	30	14.3	.1340	.0530	.115	-	-	-	
5201-2RSNR	12	32	15.9	.1340	.0530	.132	-	-	-	
5202-2RSNR	15	35	15.9	.1340	.0530	.160	-	-	-	
5203-2RSNR	17	40	17.5	.1340	.0530	.230	-	-	-	
5204-2RSNR	20	47	20.6	.1490	.0530	.370	-	5204-CZZG	-	5204 A-2RSNR
5205-2RSNR	25	52	20.6	.2030	.0750	.430	-	5205-CZZG	-	5205 A-2RSNR
5206-2RSNR	30	62	23.6	.2030	.0750	.700	-	5206-CZZG	-	5206 A-2RSNR
5207-2RSNR	35	72	27.0	.2030	.0750	1.070	-	5207-CZZG	-	5207 A-2RSNR
5208-2RSNR	40	80	30.2	.2030	.0750	1.440	-	5208-CZZG	-	5208 A-2RSNR
5209-2RSNR	45	85	30.2	.2030	.0750	1.560	-	5209-CZZG	-	5209 A-2RSNR
5210-2RSNR	50	90	30.2	.2350	.1060	1.680	-	5210-CZZG	-	5210 A-2RSNR
5211-2RSNR	55	100	33.3	.2350	.1060	2.320	-	5211-CZZG	-	5211 A-2RSNR
5212-2RSNR	60	110	36.5	.2350	.1060	3.090	-	5212-CZZG	-	5212 A-2RSNR
5213-2RSNR	65	120	38.1	.2810	.1220	3.860	-	5213-CZZG	-	5213 A-2RSNR
5214-2RSNR	70	125	39.7	.2810	.1220	4.230	-	5214-CZZG	-	5214 A-2RSNR
5215-2RSNR	75	130	41.3	.2810	.1220	4.630	-	5215-CZZG	-	5215 A-2RSNR
5216-2RSNR	80	140	44.5	.3150	.1220	5.820	-	5216-CZZG	-	5216 A-2RSNR

NOTE: 1.) This series is Conrad design (no filling slot) angle of contact 25°.



Open



Open with Snap Ring

DOUBLE ROW ANGULAR CONTACT BALL BEARINGS - MAX TYPE - AMERICAN WIDTH

Consolidated No.	Dimensions (Metric)			Approx. Wgt. (lbs.)	Interchange						
	d	D	B		FAF	FAG SKF	FED	MRC	ND	RIV	STEYR
5300	10	35	19.0	.210	-	-	5300	5300-SB	-	-	3300
5301	12	37	19.0	.230	-	-	5301	5301-SB	-	-	3301
*5302	15	42	19.0	.300	-	3302	5302	5302-SB	-	3 BBNO	3302
*5303	17	47	22.2	.430	-	3303	5303	5303-SB	-	4 BBNO	3303
*5304	20	52	22.2	.510	-	3304	5304	5304-C	-	5 BBNO 20	3304
*5305	25	62	25.4	.820	-	3305	5305	5305-C	5305	6 BBNO 25	3305
*5306	30	72	30.2	1.290	5306W	3306	5306	5306-C	5306	7 BBNO 30	3306
*5307	35	80	34.9	1.800	5307W	3307	5307	5307-C	5307	8 BBNO	3307
*5308	40	90	36.5	2.360	5308W	3308	5308	5308-C	5308	9 BBNO	3308
*5309	45	100	39.7	3.130	5309W	3309	5309	5309-C	5309	10 BBNO	3309
*5310	50	110	44.4	4.260	5310W	3310	5310	5310-C	5310	11 BBNO	3310
*5311	55	120	49.2	5.580	5311W	3311	5311	5311-C	5311	12 BBNO	3311
*5312	60	130	54.0	7.140	5312W	3312	5312	5312-C	5312	13 BBNO	3312
*5313	65	140	58.7	9.000	5313W	3313	5313	5313-C	5313	14 BBNO	3313
*5314	70	150	63.5	11.100	5314W	3314	5314	5314-C	5314	15 BBNO	3314
5315	75	160	68.3	13.600	5315W	3315	5315	5315-C	5315	16 BBNO	3315
5316	80	170	68.3	15.300	5316W	3316	5316	5316-C	5316	17 BBNO	3316
5317	85	180	73.0	18.300	5317W	3317	5317	5317-C	5317	18 BBNO	3317
5318	90	190	73.0	20.400	5318W	3318	5318	5318-C	5318	19 BBNO	3318
5319 M	95	200	77.8	25.100	-	3319	5319	5319-C	-	20 BBNO	3319
5320 M	100	215	82.6	31.300	5320W	3320	5320	5320-C	5320	21 BBNO	3320
5321 M	105	225	87.3	38.000	-	3321	5321	5321-C	-	22 BBNO	3321
5322 M	110	240	92.1	50.000	5322W	3322	5322	5322-C	5322	23 BBNO	3322
5324 M	120	260	104.8	66.140	5324W	3324 M	-	-	-	-	3324 M
5328 M	140	300	114.3	88.180	5328W	3328 M	-	-	-	-	3328 M

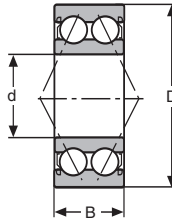
WITH SNAP RING

Consolidated No.	Dimensions					Approx. Wgt. (lbs.)	Interchange			
	(Metric)			(Inch)			FAF	MRC	ND	SKF
	d	D	B	f	c					
5304 NR	20	52	22.2	.1490	.0530	.510	-	5304-CG	45304	5304 ENR
*5305 NR	25	62	25.4	.2030	.0740	.820	-	5305-CG	45305	5305 ENR
*5306 NR	30	72	30.2	.2030	.0740	1.290	5306-WG	5306-CG	45306	5306 ENR
*5307 NR	35	80	34.9	.2030	.0740	1.800	5307-WG	5307-CG	45307	5307 ENR
*5308 NR	40	90	36.5	.2350	.1060	2.360	5308-WG	5308-CG	45308	5308 ENR
*5309 NR	45	100	39.7	.2350	.1060	3.130	5309-WG	5309-CG	45309	5309 ENR
*5310 NR	50	110	44.4	.2350	.1060	4.260	5310-WG	5310-CG	45310	5310 ENR
*5311 NR	55	120	49.2	.2810	.1220	5.580	5311-WG	5311-CG	45311	5311 ENR
*5312 NR	60	130	54.0	.2810	.1220	7.140	5312-WG	5312-CG	45312	5312 ENR
*5313 NR	65	140	58.7	.3140	.1220	9.000	5313-WG	5313-CG	45313	5313 ENR
5314 NR	70	150	63.5	.3140	.1220	11.100	5314-WG	5314-CG	45314	5314 ENR
5315 M NR	75	160	68.3	.3140	.1220	13.600	-	5315-CG	45315	5315 ENR
5316 NR	80	170	68.3	.3610	.1370	15.300	-	5316-CG	45316	5316 ENR

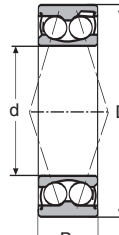
* Available Conrad design (no filling slot) suffix "B" angle of contact 25°.
 * Consult factory for availability of larger sizes.

NOTE:

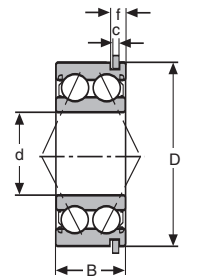
- 1.) Maximum capacity - filling slot type, angle of contact 35°.
- 2.) Angle of contact may vary between manufacturers. Also certain small domestic sizes not listed in this interchange are furnished only in the Conrad type (no filling slots - lower capacity).
- 3.) C/3 fits available on certain sizes. Consult factory for availability.



Two Shields
ZZ



Two Shields
E-ZZ



Two Shields With Snap Ring
ZZNR

DOUBLE ROW ANGULAR CONTACT BALL BEARING - CONRAD TYPE - TWO SHIELDS - AMERICAN WIDTH

Consolidated No.	Dimensions (Metric)			Approx. Wgt. (lbs.)	Interchange			
	d	D	B		FAG	MRC	ND	SKF
5301-ZZ	12	37	19.0	.225	-	-	55601	-
5302-ZZ	15	42	19.0	.291	-	-	55602	-
5303-ZZ	17	47	22.2	.423	-	5303-SBKFF	55603	-
5304-ZZ	20	52	22.2	.507	3304B.2Z	5304-CFF	55604	5304A-2Z
5305-ZZ	25	62	25.4	.805	3305B.2Z	5305-CFF	55605	5305A-2Z
5306-ZZ	30	72	30.2	1.265	3306B.2Z	5306-CFF	55606	5306A-2Z
5307-ZZ	35	80	34.9	1.713	3307B.2Z	5307-CFF	55607	5307A-2Z
5308-ZZ	40	90	36.5	2.359	3308B.2Z	5308-CFF	55608	5308A-2Z
5309-ZZ	45	100	39.7	3.086	3309B.2Z	5309-CFF	55609	5309A-2Z
5310-ZZ	50	110	44.4	4.189	3310B.2Z	5310-CFF	55610	5310A-2Z
5311-ZZ	55	120	49.2	5.379	3311B.2Z	5311-CFF	55611	5311A-2Z
5312-ZZ	60	130	54.0	6.834	-	5312-CFF	55612	5312A-2Z
5313-ZZ	65	140	58.7	8.642	-	5313-CFF	55613	5313A-2Z
5314-ZZ	70	150	63.5	11.100	-	5314-CFF	-	5314A-2Z
5315-ZZ	75	160	68.3	13.600	-	5315-CFF	-	5315A-2Z
5316-ZZ	80	170	68.3	15.300	-	5316-CFF	-	5316A-2Z

DOUBLE ROW ANGULAR CONTACT BALL BEARING - TWO SHIELDS - MAX TYPE - AMERICAN WIDTH

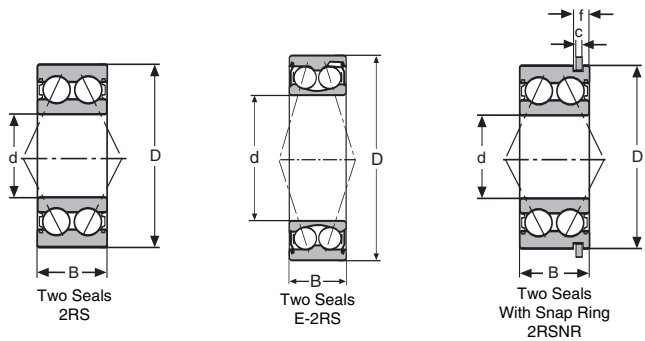
Consolidated No.	d	D	B	Approx. Wgt. (lbs.)	FAG	MRC	ND	SKF
5300 E-ZZ	10	35	19.0	.215	-	-	-	-
5301 E-ZZ	12	37	19.0	.240	-	-	-	-
5302 E-ZZ	15	42	19.0	.291	-	-	-	-
5303 E-ZZ	17	47	22.2	.399	-	-	-	-
5304 E-ZZ	20	52	22.2	.478	-	-	-	-
5305 E-ZZ	25	62	25.4	.798	-	-	-	-
5306 E-ZZ	30	72	30.2	1.219	-	-	-	3306 E-2Z
5307 E-ZZ	35	80	34.9	1.688	-	-	-	3307 E-2Z
5308 E-ZZ	40	90	36.5	2.226	-	-	-	3308 E-2Z
5309 E-ZZ	45	100	39.7	2.954	-	-	-	-
5310 E-ZZ	50	110	44.4	3.990	-	-	-	-

TWO SHIELDS AND SNAP RING

Consolidated No.	Dimensions (Metric)			Dimensions (Inch)		Approx. Wgt. (lbs.)	Interchange			
	d	D	B	f	c		FAG	MRC	ND	SKF
5303-ZZNR	17	47	22.2	.1490	.0530	.423	-	5303-SBKFFG	-	-
5304-ZZNR	20	52	22.2	.1490	.0530	.507	-	5304-CFFG	-	5304A-2ZNR
5305-ZZNR	25	62	25.4	.2030	.0740	.805	-	5305-CFFG	-	5305A-2ZNR
5306-ZZNR	30	72	30.2	.2030	.0740	1.265	-	5306-CFFG	-	5306A-2ZNR
5307-ZZNR	35	80	34.9	.2030	.0740	1.713	-	5307-CFFG	-	5307A-2ZNR
5308-ZZNR	40	90	36.5	.2350	.1060	2.359	-	5308-CFFG	-	5308A-2ZNR
5309-ZZNR	45	100	39.7	.2350	.1060	3.086	-	5309-CFFG	-	5309A-2ZNR
5310-ZZNR	50	110	44.4	.2350	.1060	4.189	-	5310-CFFG	-	5310A-2ZNR
5311-ZZNR	55	120	49.2	.2810	.1220	5.379	-	5311-CFFG	-	5311A-2ZNR
5312-ZZNR	60	130	54.0	.2810	.1220	6.834	-	5312-CFFG	-	5312A-2ZNR
5313-ZZNR	65	140	58.7	.3140	.1220	8.642	-	5313-CFFG	-	5313A-2ZNR

NOTE:

1.) These are Conrad design (no filling slot). Angle of contact 25°.



DOUBLE ROW ANGULAR CONTACT BALL BEARINGS - TWO SEALS - AMERICAN WIDTH

Consolidated No.	Dimensions (Metric)			Approx. Wgt. (lbs.)	Interchange		
	d	D	B		FAG	MRC	SKF
5302-2RS	15	42	19.0	.291	-	5302-SBKZZ	-
5303-2RS	17	47	22.2	.423	-	5303-SBKZZ	-
5304-2RS	20	52	22.2	.507	3304B.2RSR	5304-CZZ	5304A-2RS
5305-2RS	25	62	25.4	.805	3305B.2RSR	5305-CZZ	5305A-2RS
5306-2RS	30	72	30.2	1.265	3306B.2RSR	5306-CZZ	5306A-2RS
5307-2RS	35	80	34.9	1.713	3307B.2RSR	5307-CZZ	5307A-2RS
5308-2RS	40	90	36.5	2.359	3308B.2RSR	5308-CZZ	5308A-2RS
5309-2RS	45	100	39.7	3.086	3309B.2RSR	5309-CZZ	5309A-2RS
5310-2RS	50	110	44.4	4.189	3310B.2RSR	5310-CZZ	5310A-2RS
5311-2RS	55	120	49.2	5.379	3311B.2RSR	5311-CZZ	5311A-2RS
5312-2RS	60	130	54.0	6.834	3312B.2RSR	5312-CZZ	5312A-2RS
5313-2RS	65	140	58.7	8.642	-	5313-CZZ	5313A-2RS
5314-2RS	70	150	63.5	11.100	-	5314-CZZ	5314A-2RS

DOUBLE ROW ANGULAR CONTACT BALL BEARINGS - TWO SEALS - MAX TYPE - AMERICAN WIDTH

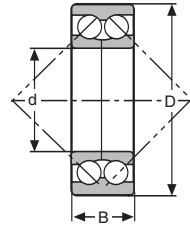
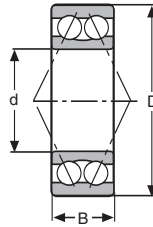
5300 E-2RS	10	35	19.0	.215	-	-	-
5301 E-2RS	12	37	19.0	.240	-	-	-
5302 E-2RS	15	42	19.0	.291	-	-	-
5303 E-2RS	17	47	22.2	.399	-	-	-
5304 E-2RS	20	52	22.2	.478	-	-	-
5305 E-2RS	25	62	25.4	.798	-	-	-
5306 E-2RS	30	72	30.2	1.219	-	-	3306 E-2RS1
5307 E-2RS	35	80	34.9	1.688	-	-	3307 E-2RS1
5308 E-2RS	40	90	36.5	2.226	-	-	3308 E-2RS1
5309 E-2RS	45	100	39.7	2.954	-	-	-
5310 E-2RS	50	110	44.4	3.990	-	-	-

TWO SEALS AND SNAP RING

Consolidated No.	Dimensions (Metric)			Dimensions (Inch)		Approx. Wgt. (lbs.)	Interchange		
	d	D	B	f	c		FAG	MRC	SKF
5302-2RSNR	15	42	19.0	.1340	.0530	.291	-	-	-
5303-2RSNR	17	47	22.2	.1490	.0530	.423	-	-	-
5304-2RSNR	20	52	22.2	.1490	.0530	.507	-	5304-CZZG	-
5305-2RSNR	25	62	25.4	.2030	.0740	.805	-	5305-CZZG	5305A-2RSNR
5306-2RSNR	30	72	30.2	.2030	.0740	1.265	-	5306-CZZG	5306A-2RSNR
5307-2RSNR	35	80	34.9	.2030	.0740	1.713	-	5307-CZZG	5307A-2RSNR
5308-2RSNR	40	90	36.5	.2350	.1060	2.359	-	5308-CZZG	5308A-2RSNR
5309-2RSNR	45	100	39.7	.2350	.1060	3.086	-	5309-CZZG	5309A-2RSNR
5310-2RSNR	50	110	44.4	.2350	.1060	4.189	-	5310-CZZG	5310A-2RSNR
5311-2RSNR	55	120	49.2	.2810	.1220	5.379	-	5311-CZZG	5311A-2RSNR
5312-2RSNR	60	130	54.0	.2810	.1220	6.834	-	5312-CZZG	5312A-2RSNR
5313-2RSNR	65	140	58.7	.3140	.1220	8.642	-	5313-CZZG	-

NOTE:

1.) This series is Conrad design (no filling slots). Angle of contact 25°.



With Split Inner Race

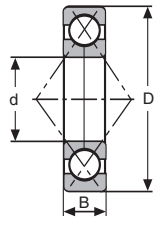
DOUBLE ROW ANGULAR CONTACT BALL BEARINGS - AMERICAN WIDTH

Consolidated No.	Dimensions (Metric)			Approx. Wgt. (lbs.)	Interchange		
	d	D	B		FAF	MRC	SKF
5403	17	62	30.16	1.100	-	5403-C	-
5404	20	72	34.93	1.700	5404	5404-C	-
5405	25	80	34.93	2.100	5405	5405-C	-
5406 W	30	90	36.69	3.000	-	-	-
5406	30	90	36.69	3.100	5406	5406-C	-
5407	35	100	44.45	4.200	5407	5407-C	-
5408	40	110	49.21	5.600	5408	5408-C	5408A
5409	45	120	53.98	7.200	5409	5409-C	5409A
5410	50	130	58.74	8.900	5410	5410-C	5410A
5411	55	140	63.50	11.000	5411	5411-C	5411A
5412	60	150	66.68	13.000	5412	5412-C	5412A
5413	65	160	71.44	16.000	5413	5413-C	5413A
5414	70	180	79.38	23.000	5414	5414-C	5414A
5415	75	190	82.55	26.000	5415	5415-C	5415A
5416	80	200	87.31	31.000	5416	5416-C	5416A
5417	85	210	92.08	34.000	5417	5417-C	-
5418	90	225	98.43	44.000	5418	5418-C	-

DOUBLE ROW ANGULAR CONTACT BALL BEARINGS WITH SPLIT INNER RACE - AMERICAN WIDTH

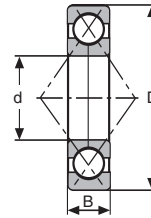
Consolidated No.	Dimensions (Metric)			Approx. Wgt. (lbs.)	Interchange		
	d	D	B		FAG	SKF	STEYR
3305-DA	25	62	25.40	.850	3305 DA.TVP	-	3305 D
3306-DA	30	72	30.20	1.340	3306 DA	-	3306 D
3307-DA	35	80	34.90	1.810	3307 DA	-	3307 D
3308-DA M	40	90	36.50	2.400	3308 DA.MA	3308 DMA	3308 D
3309-DA M	45	100	39.70	3.200	3309 DA	3309 DMA	3309 D
3310-DA M	50	110	44.40	4.390	3310 DA.MA	3310 DMA	3310 D
3311-DA M	55	120	49.20	5.730	3311 DA.MA	3311 DMA	3311 D
3312-DA M	60	130	54.00	7.230	3312 DA	-	3312 D
3313-DA M	65	140	58.70	9.080	3313 DA	-	3313 D
3314-DA M	70	150	63.50	11.200	3314 DA	-	3314 D
3316-DA M	80	170	68.30	16.645	-	3316 DMA	-
3318-DA M	90	190	73.00	22.046	-	3318 DMA	-
3319-DA M	95	200	77.80	26.455	-	3319 DMA	-

NOTE:
1.) Angle of contact 45°.



ANGULAR CONTACT BALL BEARINGS WITH SPLIT INNER RACE

Consolidated No.	Dimensions (Metric)			Approx. Wgt. (lbs.)	Interchange		
	d	D	B		FAG	MRC	SKF
QJ-1000	10	26	8	.051	-	9100-UK	-
QJ-1001	12	28	8	.057	-	9101-UK	-
QJ-1002	15	32	9	.082	-	9102-UK	-
QJ-1003	17	35	10	.110	-	9103-UK	-
QJ-1004	20	42	12	.187	-	9104-UK	-
QJ-10/22	22	44	12	.201	-	-	-
QJ-1005	25	47	12	.220	-	9105-UK	-
QJ-10/28	28	52	12	.262	-	-	-
QJ-1006	30	55	13	.320	-	9106-UK	-
QJ-10/32	32	58	13	.353	-	-	-
QJ-1007	35	62	14	.421	-	9107-UK	-
QJ-1008	40	68	15	.527	-	9108-UK	-
QJ-1009	45	75	16	.668	-	9109-UK	-
QJ-1010	50	80	16	.723	-	9110-UK	-
QJ-1011	55	90	18	1.056	-	9111-UK	-
QJ-1012	60	95	18	1.135	-	9112-UK	-
QJ-1013	65	100	18	1.199	-	9113-UK	-
QJ-1014	70	110	20	1.653	-	9114-UK	-
QJ-1015	75	115	20	1.746	-	9115-UK	-
QJ-1016	80	125	22	2.337	-	9116-UK	-
QJ-1017	85	130	22	2.447	-	9117-UK	QJ 1017 N2MA
QJ-1018	90	140	24	3.153	-	9118-UK	-
QJ-1019	95	145	24	3.307	-	9119-UK	QJ 1019 N2MA
QJ-1020	100	150	24	3.439	-	9120-UK	-
QJ-1021	105	160	26	4.365	-	9121-UK	QJ 1021 N2MA
QJ-1022	110	170	28	5.357	-	9122-UK	-
QJ-1024	120	180	28	5.754	-	-	-
QJ-1026	130	200	33	8.818	-	-	-
QJ-1028	140	210	33	9.370	-	-	-
QJ-1030	150	225	35	11.354	-	-	QJ 1030 N2MA
QJ-1032	160	240	38	14.043	-	-	QJ 1032 N2MA
QJ-1034	170	260	42	18.717	-	-	-
QJ-1036	180	280	46	24.251	-	-	-
QJ-1038	190	290	46	25.353	-	-	QJ 1038 N2MA
QJ-1040	200	310	51	32.849	-	-	QJ 1040 N2MA
QJ-1044	220	340	56	43.210	QJ 1044 N2MPA	-	-
QJ-1048	240	360	56	46.297	-	-	-
QJ-1052	260	400	65	69.224	-	-	-
QJ-1056	280	420	65	73.413	-	-	QJ 1056 N2MA
QJ-1060	300	460	74	103.616	QJ 1060 MPA	-	QJ 1060 MA
QJ-1064	320	480	74	108.907	QJ 1064 MPA	-	QJ 1064 MA
QJ-1068	340	520	82	146.385	-	-	QJ 1068 N2MA
QJ-1072	360	540	82	153.220	-	-	-
QJ-1076	380	560	82	160.054	-	-	-
QJ-1080	400	600	90	207.012	-	-	-
QJ-1084	420	620	90	215.169	-	-	-
QJ-1088	440	650	94	246.915	-	-	-
QJ-1092	460	680	100	288.803	-	-	-
QJ-1096	480	700	100	297.621	-	-	-
QJ-10/500	500	720	100	308.644	-	-	-
QJ-10/530	530	780	112	421.079	-	-	-
QJ-10/560	560	820	115	471.784	-	-	-
QJ-10/600	600	870	118	535.718	-	-	-
QJ-10/630	630	920	128	659.175	-	-	-
QJ-10/670	670	980	136	795.861	-	-	-
QJ-10/710	710	1030	140	890.658	-	-	-
QJ-10/750	750	1090	150	1073.640	-	-	-
QJ-10/850	850	1220	165	1461.650	-	-	-
QJ-10/900	900	1280	170	1622.586	-	-	-

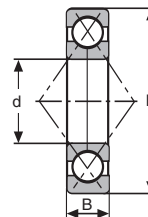


ANGULAR CONTACT BALL BEARINGS WITH SPLIT INNER RACE

Consolidated No.	Dimensions (Metric)			Approx. Wgt. (lbs.)	Interchange				
	d	D	B		FAG	HOFF	MRC	SKF	STEYR
QJ-205	25	52	15	.350	QJ 205	125-CDS	9205-U	QJ 205	QJ 205
QJ-206	30	62	16	.570	QJ 206	130-CDS	9206-U	QJ 206	QJ 206
QJ-207	35	72	17	.780	QJ 207	135-CDS	9207-U	QJ 207	QJ 207
QJ-208	40	80	18	.990	QJ 208	140-CDS	9208-U	QJ 208 MA	QJ 208
QJ-209	45	85	19	1.150	QJ 209	145-CDS	9209-U	QJ 209 MA	QJ 209
QJ-210	50	90	20	1.310	QJ 210	150-CDS	9210-U	QJ 210 MA	QJ 210
QJ-211	55	100	21	1.700	QJ 211	155-CDS	9211-U	QJ 211 MA	QJ 211
QJ-212	60	110	22	2.190	QJ 212	160-CDS	9212-U	QJ 212 MA	QJ 212
QJ-213	65	120	23	2.690	QJ 213	165-CDS	9213-U	QJ 213 MA	QJ 213
QJ-214	70	125	24	2.910	QJ 214	170-CDS	9214-U	QJ 214 MA	QJ 214
QJ-215	75	130	25	3.240	QJ 215	175-CDS	9215-U	QJ 215 MA	QJ 215
QJ-216	80	140	26	4.060	QJ 216	180-CDS	9216-U	QJ 216 MA	QJ 216
QJ-217	85	150	28	4.980	QJ 217	185-CDS	9217-U	QJ 217 MA	QJ 217
QJ-218	90	160	30	6.060	QJ 218	190-CDS	9218-U	QJ 218 N2MA	QJ 218
QJ-219	95	170	32	7.430	QJ 219	195-CDS	9219-U	QJ 219 N2MA	QJ 219
QJ-220	100	180	34	8.890	QJ 220	200-CDS	9220-U	QJ 220 N2MA	QJ 220
QJ-221	105	190	36	10.600	QJ 221	205-CDS	9221-U	QJ 221 N2MA	QJ 221
QJ-222	110	200	38	12.300	QJ 222	210-CDS	9222-U	QJ 222 N2MA	QJ 222
QJ-224	120	215	40	15.300	QJ 224	220-CDS	-	QJ 224 N2MA	QJ 224
QJ-226	130	230	40	17.100	QJ 226	230-CDS	-	QJ 226 N2MA	-
QJ-228	140	250	42	21.700	QJ 228	240-CDS	-	QJ 228 N2MA	-
QJ-230	150	270	45	27.300	QJ 230	250-CDS	-	QJ 230 N2MA	-
QJ-232	160	290	48	34.000	QJ 232	260-CDS	-	QJ 232 N2MA	-
QJ-234	170	310	52	38.000	QJ 234	270-CDS	-	-	-
QJ-236	180	320	52	39.000	QJ 236	280-CDS	-	QJ 236 N2MA	-
QJ-238	190	340	55	50.700	QJ 238	-	-	-	-
QJ-240	200	360	58	62.000	QJ 240	-	-	QJ 240 N2MA	-
QJ-242	210	380	61	72.350	-	-	-	-	-
QJ-244	220	400	66	82.700	QJ 244	-	-	-	-
QJ-246	230	420	68	96.350	-	-	-	-	-
QJ-248	240	440	72	110.000	QJ 248	-	-	QJ 248 N2MA	-
QJ-250	250	460	76	125.500	-	-	-	-	-
QJ-252	260	480	80	141.000	-	-	-	-	-

NOTE:

1.) These bearings are also available flush ground - Suffix "D".

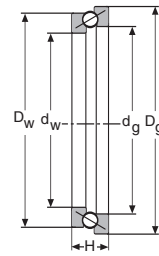


ANGULAR CONTACT BALL BEARINGS WITH SPLIT INNER RACE

Consolidated No.	Dimensions (Metric)			Approx. Wgt. (lbs.)	Interchange				
	d	D	B		FAG	HOFF	MRC	SKF	STEYR
QJ-303	17	47	14	.300	-	-	9303-U	QJ 303 MA	QJ 303
QJ-304	20	52	15	.430	QJ 304	320-CDS	9304-U	QJ 304 MA	QJ 304
QJ-305	25	62	17	.650	QJ 305	325-CDS	9305-U	QJ 305 MA	QJ 305
QJ-306	30	72	19	.930	QJ 306	330-CDS	9306-U	QJ 306 MA	QJ 306
QJ-307	35	80	21	1.260	QJ 307	335-CDS	9307-U	QJ 307 MA	QJ 307
QJ-308	40	90	23	1.720	QJ 308	340-CDS	9308-U	QJ 308 MA	QJ 308
QJ-309	45	100	25	2.290	QJ 309	345-CDS	9309-U	QJ 309 MA	QJ 309
QJ-310	50	110	27	3.020	QJ 310	350-CDS	9310-U	QJ 310 MA	QJ 310
QJ-311	55	120	29	3.840	QJ 311	355-CDS	9311-U	QJ 311 MA	QJ 311
QJ-312	60	130	31	4.720	QJ 312	360-CDS	9312-U	QJ 312 MA	QJ 312
QJ-313	65	140	33	5.980	QJ 313	365-CDS	9313-U	QJ 313 MA	QJ 313
QJ-314	70	150	35	6.970	QJ 314	370-CDS	9314-U	QJ 314 MA	QJ 314
QJ-315	75	160	37	8.560	QJ 315	375-CDS	9315-U	QJ 315 N2MA	QJ 315
QJ-316	80	170	39	10.100	QJ 316	380-CDS	9316-U	QJ 316 N2MA	QJ 316
QJ-317	85	180	41	12.100	QJ 317	385-CDS	9317-U	QJ 317 N2MA	QJ 317
QJ-318	90	190	43	14.200	QJ 318	390-CDS	9318-U	QJ 318 N2MA	QJ 318
QJ-319	95	200	45	16.400	QJ 319	395-CDS	9319-U	QJ 319 N2MA	QJ 319
QJ-320	100	215	47	20.500	QJ 320	400-CDS	9320-U	QJ 320 N2MA	QJ 320
QJ-321	105	225	49	22.700	QJ 321	405-CDS	9321-U	QJ 321 N2MA	-
QJ-322	110	240	50	27.600	QJ 322	410-CDS	9322-U	QJ 322 N2MA	-
QJ-324	120	260	55	35.300	QJ 324	420-CDS	-	QJ 324 N2MA	-
QJ-326	130	280	58	43.400	QJ 326	430-CDS	-	QJ 326 N2MA	-
QJ-328	140	300	62	52.800	QJ 328	440-CDS	-	QJ 328 N2MA	-
QJ-330	150	320	65	64.200	QJ 330	450-CDS	-	QJ 330 N2MA	-
QJ-332	160	340	68	68.130	QJ 332	-	-	-	-
QJ-334	170	360	72	78.000	QJ 334	-	-	QJ 334 N2MA	-
QJ-336	180	380	75	91.000	QJ 336	-	-	QJ 336 N2MA	-
QJ-338	190	400	78	108.240	QJ 338	-	-	QJ 338	-
QJ-340	200	420	80	121.910	-	-	-	QJ 340	-
QJ-342	210	440	84	141.000	-	-	-	-	-
QJ-344	220	460	88	160.270	QJ 344	-	-	QJ 344	-
QJ-348	240	500	95	198.000	QJ 348	-	-	-	-
QJ-352	260	540	102	255.750	QJ 352	-	-	-	-
QJ-356	280	580	108	313.000	QJ 356	-	-	-	-
QJ-406	30	90	23	1.930	-	530-CDS	-	-	-
QJ-407	35	100	25	2.600	-	535-CDS	-	-	-
QJ-408	40	110	27	3.330	-	540-CDS	-	-	-
QJ-409	45	120	29	4.340	-	545-CDS	-	-	-
QJ-410	50	130	31	5.250	-	550-CDS	-	-	-
QJ-411	55	140	33	6.460	-	555-CDS	-	-	-
QJ-413	65	160	37	9.310	-	565-CDS	-	-	-
QJ-414	70	180	42	13.800	-	570-CDS	-	-	-
QJ-415	75	190	45	16.560	-	575-CDS	-	-	-
QJ-416	80	200	48	19.350	-	580-CDS	-	-	-
QJ-417	85	210	52	23.300	-	585-CDS	-	-	-
QJ-418	90	225	54	28.000	-	590-CDS	-	-	-

NOTE:

1.) These bearings are also available flush ground - Suffix "D".

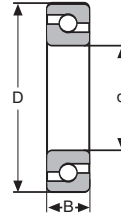


ANGULAR CONTACT THRUST BALL BEARINGS - SINGLE DIRECTION - ABEC #5 PRECISION

Consolidated No.	Dimensions (Metric)					Approx. Wgt. (lbs.)	Interchange FAG SKF
	dw	dg	Dw	Dg	H		
751112 MS P/5	60	67	78	85	17	.628	751112 MP.P5
751113 MS P/5	65	71	84	90	18	.720	751113 MP.P5
751114 MS P/5	70	76	89	95	18	.770	751114 MP.P5
751115 MS P/5	75	81	94	100	19	.860	751115 MP.P5
751116 MS P/5	80	86	99	105	19	.910	751116 MP.P5
751117 MS P/5	85	91	104	110	19	.960	751117 MP.P5
751118 MS P/5	90	98	112	120	22	1.430	751118 MP.P5
751120 MS P/5	100	110	126	135	25	1.990	751120 MA.P5
751122 MS P/5	110	120	136	145	25	2.160	751122 MA.P5
751124 MS P/5	120	130	146	155	25	2.340	751124 MA.P5
751126 MS P/5	130	141	160	170	30	3.510	751126 MA.P5
751128 MS P/5	140	151	170	180	31	3.860	751128 MA.P5
751130 MS P/5	150	161	180	190	31	4.100	751130 MA.P5
751132 MS P/5	160	171	190	200	31	4.320	751132 MA.P5
751134 MS P/5	170	182	203	215	34	5.640	751134 MA.P5
751136 MS P/5	180	192	213	225	34	5.930	751136 MA.P5
751138 MS P/5	190	203	227	240	37	7.570	751138 MA.P5
751140 MS P/5	200	213	237	250	37	7.960	751140 MA.P5
751144 MS P/5	220	233	257	270	37	8.670	751144 MA.P5
751148 MS P/5	240	256	284	300	45	14.030	751148 MA.P5
751152 MS P/5	260	276	304	320	45	15.040	751152 MA.P5
751156 MS P/5	280	298	332	350	53	22.490	751156 MA.P5
751160 MS P/5	300	322	359	380	62	32.850	751160 MA.P5
751164 MS P/5	320	341	379	400	63	35.280	751164 MA.P5
751168 MS P/5	340	361	400	420	64	37.700	751168 MA.P5
751172 MS P/5	360	381	420	440	65	40.570	751172 MA.P5
751176 MS P/5	380	401	440	460	65	42.550	751176 MA.P5
751180 MS P/5	400	421	460	480	65	44.760	751180 MA.P5
751184 MS P/5	420	441	480	500	65	46.740	751184 MA.P5
751188 MS P/5	440	467	514	540	80	76.940	751188 MA.P5
751192 MS P/5	460	487	534	560	80	80.240	751192 MA.P5
751196 MS P/5	480	507	554	580	80	83.340	751196 MA.P5
7511/500 MS P/5	500	527	574	600	80	86.640	7511/500 MA.P5

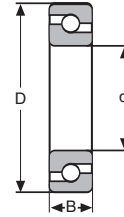
NOTE:

- 1.) These bearings are also available in ABEC #7 precision.
- 2.) The boundary dimensions of these bearings are equal to the 51100 P/5 series and may be substituted.



ANGULAR CONTACT BALL SCREW SUPPORT BEARINGS - ABEC #7 PRECISION

Consolidated No.	Dimensions (Metric)			Approx. Wgt. (lbs.)	Interchange									
	d	D	B		FAF	NSK	Nachi	FAG	RHP	SKF	SKF (Old No.)	Barden		
MM12BS32 P/4	12	32	10	.088	-	-	-	7602012 TVP	-	BSA 201 G	BDAB 634216	-		
MM15BS35 P/4	15	35	11	.110	-	-	-	7602015 TVP	-	BSA 202 G	BDAB 634215	-		
MM17BS40 P/4	17	40	12	.170	-	-	-	7602017 TVP	-	-	-	-		
MM17BS47 P/4	17	47	15	.287	MM17BS47	17 TAC 47B	17TAB04	-	BSB 017047	-	-	-		
MM20BS47/14 P/4	20	47	14	.309	-	-	-	7602020 TVP	-	BSA 204 G	BDAB 634222	-		
MM20BS47 P/4	20	47	15	.309	MM20BS47	20 TAC 47B	20TAB04	-	BSB 020047	BSD 2047 CGA	BDAB 634207	L2047HDF		
MM20BS52 P/4	20	52	15	.390	-	-	-	7603020 TVP	-	-	-	-		
MM25BS52 P/4	25	52	15	.485	-	-	-	7602025 TVP	-	BSA 205 G	BDAB 634217	-		
MM25BS62 P/4	25	62	15	.595	MM25BS62	25 TAC 62B	25TAB06	-	BSB 025062	BSD 2562 G	BDAB 634208	L2562HDF		
MM25BS62/17 P/4	25	62	17	.595	-	-	-	7603025 TVP	-	-	-	-		
MM30BS62 P/4	30	62	15	.551	MM30BS62	30 TAC 62B	30TAB06	-	BSB 030062	BSD 3062 G	BDAB 634209	L3062HDF		
MM30BS62/16 P/4	30	62	16	.551	-	-	-	7602030 TVP	-	BSA 206 G	BDAB 634218	-		
MM30BS62/17 P/4	30	62	17	.570	-	-	-	-	-	BSA 305 G	BDAB 634223	-		
MM30BS72 P/4	30	72	15	.705	MM30BS72	-	-	-	BSB 030072	-	-	-		
MM30BS72/19 P/4	30	72	19	.705	-	-	-	7603030 TVP	-	-	-	-		
MM35BS72 P/4	35	72	15	.639	MM35BS72	35 TAC 72B	35TAB07	-	BSB 035072	BSD 3572 G	BDAB 634210	L3572HDF		
MM35BS72/17 P/4	35	72	17	.750	-	-	-	7602035 TVP	-	BSA 207 G	BDAB 634219	-		
MM35BS72/19 P/4	35	72	19	.880	-	-	-	-	-	BSA 306 G	BDAB 634224	-		
MM35BS80 P/4	35	80	21	1.150	-	-	-	7603035 TVP	-	BSA 307 G	BDAB 634225	-		
MM35BS100 P/4	35	100	20	2.315	MM35BS100	-	-	-	BSB 035100	-	-	-		
MM40BS72 P/4	40	72	15	.617	MM40BS72	40 TAC 72B	40TAB07	-	BSB 040072	BSD 4072 CGA	BDAB 634211	L4072HDF		
MM40BS80 P/4	40	80	18	.980	-	-	-	7602040 TVP	-	-	-	-		
MM40BS90 P/4	40	90	15	.800	MM40BS90	40 TAC 90B	-	-	-	-	-	-		
MM40BS90/20 P/4	40	90	20	1.400	-	-	40TAB09	-	-	BSD 4090 G	BDAB 634212	-		
MM40BS90/23 P/4	40	90	23	1.600	-	-	-	7603040 TVP	-	BSA 308 G	BDAB 634226	-		
MM40BS100 P/4	40	100	20	2.205	MM40BS100	-	-	-	BSB 040100	-	-	-		
MM45BS75 P/4	45	75	15	.639	MM45BS75	45 TAC 75B	45TAB07	-	BSB 045075	BSD 4575 G	BDAB 634213	-		
MM45BS85 P/4	45	85	19	1.110	-	-	-	7602045 TVP	-	-	-	-		
MM45BS100 P/4	45	100	20	2.094	MM45BS100	45 TAC 100B	45TAB10	-	BSB 045100	BSD 45100 G	BDAB 634214	-		
MM45BS100/25 P/4	45	100	25	2.250	-	-	-	7603045 TVP	-	-	-	-		
MM50BS90 P/4	50	90	15	1.500	MM50BS90	-	-	-	-	-	-	-		
MM50BS90/20 P/4	50	90	20	1.270	-	-	-	7602050 TVP	-	-	-	-		
MM50BS100 P/4	50	100	20	1.500	MM50BS100	50 TAC 100B	50TAB10	-	BSB 050100	BSD 50100 G	-	-		
MM55BS100/21 P/4	55	100	21	1.650	-	-	-	7602055 TVP	-	-	-	-		
MM50BS110 P/4	55	110	27	2.930	-	-	-	7603050 TVP	-	-	-	-		
MM55BS90 P/4	55	90	15	.926	MM55BS90	-	-	-	BSB 055090	-	-	-		
MM55BS100 P/4	55	100	20	2.750	-	55 TAC 100B	-	-	-	-	-	-		
MM55BS100/21 P/4	55	100	21	1.650	-	-	-	7602055 TVP	-	-	-	-		
MM55BS120 P/4	55	120	20	3.153	MM55BS120	55 TAC 120B	55TAB12	-	BSB 055120	-	-	-		
MM55BS120/29 P/4	55	120	29	3.730	-	-	-	7603055 TVP	-	-	-	-		
MM60BS110 P/4	60	110	22	2.120	-	-	-	7602060 TVP	-	-	-	-		
MM60BS120 P/4	60	120	20	2.998	MM60BS120	60 TAC 120B	60TAB12	-	BSB 060120	-	-	-		
MM60BS130 P/4	60	130	31	4.670	-	-	-	7603060 TVP	-	-	-	-		
MM65BS120 P/4	65	120	23	2.650	-	-	-	7602065 TVP	-	-	-	-		
MM65BS140 P/4	65	140	33	5.730	-	-	-	7603065 TVP	-	-	-	-		
MM70BS125 P/4	70	125	24	2.910	-	-	-	7602070 TVP	-	-	-	-		
MM70BS150 P/4	70	150	35	6.970	-	-	-	7603070 TVP	-	-	-	-		
MM75BS110 P/4	75	110	15	1.058	MM75BS110	-	-	-	BSB 075110	-	-	-		
MM75BS130 P/4	75	130	25	3.200	-	-	-	7602075 TVP	-	-	-	-		
MM75BS160 P/4	75	160	37	8.360	-	-	-	7603075 TVP	-	-	-	-		
MM80BS140 P/4	80	140	26	3.880	-	-	-	7602080 TVP	-	-	-	-		

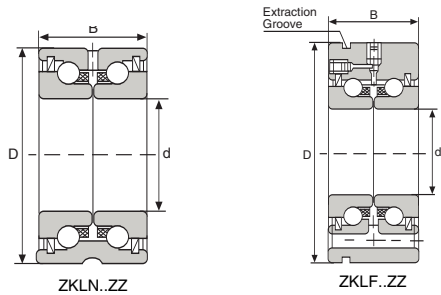


ANGULAR CONTACT BALL SCREW SUPPORT BEARINGS - ABEC #7 PRECISION (cont'd)

Consolidated No.	Dimensions			Approx. Wgt. (lbs.)	Interchange						
	d	D	B		FAF	NSK	MRC	FAG	RHP	SKF (Old No.)	Barden
MM80BS170 P/4	80	170	39.0	9.920	-	-	-	7603080 TVP	-	-	-
MM85BS150 P/4	85	150	28.0	4.830	-	-	-	7602085 TVP	-	-	-
MM85BS180 P/4	85	180	41.0	11.700	-	-	-	7603085 TVP	-	-	-
MM90BS160 P/4	90	160	30.0	5.930	-	-	-	7602090 TVP	-	-	-
MM90BS190 P/4	90	190	43.0	13.600	-	-	-	7603090 TVP	-	-	-
MM95BS170 P/4	95	170	32.0	7.190	-	-	-	7602095 TVP	-	-	-
MM95BS200 P/4	95	200	45.0	15.800	-	-	-	7603095 TVP	-	-	-
MM100BS180 P/4	100	180	34.0	8.620	-	-	-	7602100 TVP	-	-	-
MM100BS215 P/4	100	215	47.0	19.200	-	-	-	7603100 TVP	-	-	-
MM100BS150 P/4	100	150	22.5	2.205	MM100BS150	-	-	-	BSB 100150	-	-
MM127BS180 P/4	5.0000	180	.8750	2.734	MM9326WI-6H	-	-	-	-	-	-
MM9306WI P/4	20	47	.6250	.309	MM9306WI-2H DU	20 TAC 47XB	J 078 D	-	BSB 078	-	L078HDF
MM9306-1WI P/4	.9385	47	.6250	.310	-	-	-	-	-	BDAB 634200	-
MM9308WI P/4	.9375	62	.6250	.551	MM9308WI-2H DU	23 TAC 62B	J 093 D	-	BSB 093	-	L093HDF
MM9308-1WI P/4	.9843	62	.6250	.570	-	-	-	-	-	BDAB 634201	-
MM9310WI P/4	1.5000	72	.6250	.617	MM9310WI-2H DU	38 TAC 72B	J 150 D	-	BSB 150	BDAB 634202	L150HDF
MM9311WI P/4	1.7510	3	.6250	.661	MM9311WI-3H DU	44 TAC 76B	J 175 D	-	BSB 175	BDAB 634203	L175HDF
MM9313WI P/4	2.2500	90	.6250	.838	MM9313WI-5H DU	57 TAC 90B	J 225 D	-	BSB 225	BDAB 634204	L225HDF
MM9316WI P/4	3.0000	110	.6250	1.058	MM9316WI-3H DU	76 TAC 110B	J 300 D	-	BSB 300	BDAB 634205	L300HDF
MM9321WI P/4	4.0000	145	.8750	2.205	MM9321WI-3H DU	101 TAC 145B	J 400 D	-	BSB 400	BDAB 634206	L400HDF

NOTE:

- 1.) This series has a 60° contact angle and a heavy preload.
- 2.) This series is equipped with cages made of glass fibre reinforced polyamide.
- 3.) This series is universally flush ground suitable for Back-to-Back, Face-to-Face or Tandem mounting.

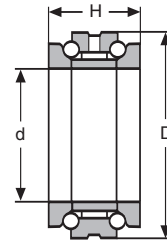


ANGULAR CONTACT BALL SCREW SUPPORT BEARINGS - DOUBLE DIRECTION - TWO SHIELDS - ABEC #7 PRECISION

Consolidated No.	Dimensions (Metric)			Approx. Wgt. (lbs.)	Interchange INA
	d	D	B		
ZKLN 0619-ZZ	6	19	12	.044	ZKLN 0619.2Z
ZKLN 0624-ZZ	6	24	15	.066	ZKLN 0624.2Z
ZKLN 0832-ZZ	8	32	20	.198	ZKLN 0832.2Z
ZKLN 1034-ZZ	10	34	20	.221	ZKLN 1034.2Z
ZKLN 1242-ZZ	12	42	25	.441	ZKLN 1242.2Z
ZKLN 1545-ZZ	15	45	25	.463	ZKLN 1545.2Z
ZKLN 1747-ZZ	17	47	25	.485	ZKLN 1747.2Z
ZKLN 2052-ZZ	20	52	28	.684	ZKLN 2052.2Z
ZKLN 2557-ZZ	25	57	28	.750	ZKLN 2557.2Z
ZKLN 3062-ZZ	30	62	28	.860	ZKLN 3062.2Z
ZKLN 3072-ZZ	30	72	38	1.125	ZKLN 3072.2Z
ZKLN 3572-ZZ	35	72	34	1.125	ZKLN 3572.2Z
ZKLN 4075-ZZ	40	75	34	1.345	ZKLN 4075.2Z
ZKLN 4090-ZZ	40	90	46	2.095	ZKLN 4090.2Z
ZKLN 5090-ZZ	50	90	34	1.940	ZKLN 5090.2Z
ZKLN 50110-ZZ	50	110	54	5.513	ZKLN 50110.2Z
ZKLN 60110-ZZ	60	110	45	4.851	ZKLN 60110.2Z
ZKLN 70120-ZZ	70	120	45	5.292	ZKLN 70120.2Z
ZKLN 80130-ZZ	80	130	45	5.954	ZKLN 80130.2Z
ZKLN 90150-ZZ	90	150	55	9.923	ZKLN 90150.2Z
ZKLN 100160-ZZ	100	160	55	10.805	ZKLN 100160.2Z

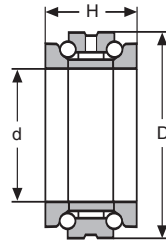
ANGULAR CONTACT BALL SCREW SUPPORT BEARINGS - DOUBLE DIRECTION - TWO SHIELDS - FOR SCREW MOUNTING - ABEC #7 PRECISION

Consolidated No.	Dimensions (Metric)			Approx. Wgt. (lbs.)	Interchange INA
	d	D	B		
ZKLF 1255-ZZ	12	55	25	.820	ZKLF 1255.2Z
ZKLF 1560-ZZ	15	60	25	.950	ZKLF 1560.2Z
ZKLF 1762-ZZ	17	62	25	.990	ZKLF 1762.2Z
ZKLF 2068-ZZ	20	68	28	1.350	ZKLF 2068.2Z
ZKLF 2575-ZZ	25	75	28	1.590	ZKLF 2575.2Z
ZKLF 3080-ZZ	30	80	28	1.720	ZKLF 3080.2Z
ZKLF 3590-ZZ	35	90	34	2.490	ZKLF 3590.2Z
ZKLF 40100-ZZ	40	100	34	3.220	ZKLF 40100.2Z
ZKLF 40115-ZZ	40	115	46	5.000	ZKLF 40115.2Z
ZKLF 50115-ZZ	50	115	34	4.100	ZKLF 50115.2Z
ZKLF 50140-ZZ	50	140	54	10.360	ZKLF 50140.2Z
ZKLF 60145-ZZ	60	145	45	9.480	ZKLF 60145.2Z
ZKLF 70155-ZZ	70	155	45	10.810	ZKLF 70155.2Z
ZKLF 80165-ZZ	80	165	45	11.690	ZKLF 80165.2Z
ZKLF 90190-ZZ	90	190	55	19.180	ZKLF 90198.2Z
ZKLF 100200-ZZ	100	200	55	20.510	ZKLF 100200.2Z



ANGULAR CONTACT THRUST BALL BEARINGS - DOUBLE DIRECTION - ABEC #5 PRECISION

Consolidated No.	Dimensions (Metric)			Approx. Wgt. (lbs.)	Interchange			
	d	D	H		Barden FAG	Nachi	NTN	SKF
234405 MS P/5	25	47	28	.420	234405 M.SP	25TAD20	562005	-
234705 MS P/5	27	47	28	.390	234705 M.SP	-	-	-
234406 MS P/5	30	55	32	.670	234406 M.SP	234406 BMSP	562006	-
234706 MS P/5	32	55	32	.600	234706 M.SP	-	562006M	-
234407 MS P/5	35	62	34	.840	234407 M.SP	234407 BMSP	562007	234407 BM1
234707 MS P/5	37	62	34	.780	234707 M.SP	-	562007M	-
234408 MS P/5	40	68	36	1.040	234408 M.SP	234408 BMSP	562008	234408 BM1
234708 MS P/5	42	68	36	.950	234708 M.SP	-	562008M	-
234409 MS P/5	45	75	38	1.300	234409 M.SP	234409 BMSP	562009	234409 BM1
234709 MS P/5	47	75	38	1.180	234709 M.SP	-	562009M	-
234410 MS P/5	50	80	38	1.400	234410 M.SP	234410 BMSP	562010	234410 BM1
234710 MS P/5	52	80	38	1.280	234710 M.SP	-	562010M	-
234411 MS P/5	55	90	44	2.120	234411 M.SP	234411 BMSP	562011	234411 BM1
234711 MS P/5	57	90	44	1.950	234711 M.SP	234711 BMSP	562011M	234711 BMSP
234412 MS P/5	60	95	44	2.210	234412 M.SP	234412 BMSP	562012	234412 TN9
234712 MS P/5	62	95	44	2.080	234712 M.SP	234712 BMSP	562012M	234712 BMSP
234413 MS P/5	65	100	44	2.430	234413 M.SP	234413 BMSP	562013	234413 TN9
234713 MS P/5	67	100	44	2.230	234713 M.SP	-	562013M	-
234414 MS P/5	70	110	48	3.310	234414 M.SP	234414 BMSP	562014	234414 TN9
234714 MS P/5	73	110	48	3.000	234714 M.SP	-	562014M	-
234415 MS P/5	75	115	48	3.530	234415 M.SP	234415 BMSP	562015	234415 BM1
234715 MS P/5	78	115	48	3.150	234715 M.SP	-	562015M	-
234416 MS P/5	80	125	54	4.850	234416 M.SP	234416 BMSP	562016	234416 TN9
234716 MS P/5	83	125	54	4.370	234716 M.SP	234716 BMSP	562016M	234716 BMSP
234417 MS P/5	85	130	54	5.070	234417 M.SP	234417 BMSP	562017	234417 TN9
234717 MS P/5	88	130	54	4.560	234717 M.SP	-	562017M	-
234418 MS P/5	90	140	60	6.600	234418 M.SP	234418 BMSP	562018	234418 TN9
234718 MS P/5	93	140	60	5.970	234718 M.SP	234718 BMSP	562018M	234718 BMSP
234419 MS P/5	95	145	60	6.840	234419 M.SP	234419 BMSP	562019	234419 BM1
234719 MS P/5	98	145	60	6.700	234719 M.SP	-	562019M	-
234420 MS P/5	100	150	60	7.060	234420 M.SP	234420 BMSP	562020	234420 TN9
234720 MS P/5	103	150	60	6.240	234720 M.SP	-	562020M	-
234421 MS P/5	105	160	66	9.040	234421 M.SP	234421 BMSP	562021	-
234721 MS P/5	109	160	66	8.220	234721 M.SP	-	562021M	-
234422 MS P/5	110	170	72	11.690	234422 M.SP	234422 BMSP	562022	234422 BM1
234722 MS P/5	114	170	72	10.600	234722 M.SP	-	562022M	-
234424 MS P/5	120	180	72	12.570	234424 M.SP	234424 BMSP	562024	234424 TN9
234724 MS P/5	124	180	72	11.300	234724 M.SP	-	562024M	-
234426 MS P/5	130	200	84	18.300	234426 M.SP	234426 BMSP	562026	234426 TN9
234726 MS P/5	135	200	84	16.700	234726 M.SP	-	562026M	-
234428 MS P/5	140	210	84	19.400	234428 M.SP	234428 BMSP	562028	234428 BM1
234728 MS P/5	145	210	84	17.800	234728 M.SP	-	562028M	-
234430 MS P/5	150	225	90	23.810	234430 M.SP	234430 BMSP	562030	234430 BM1
234730 MS P/5	155	225	90	21.900	234730 M.SP	-	562030M	-
234432 MS P/5	160	240	96	31.000	234432 M.SP	234432 BMSP	562032	234432 BM1

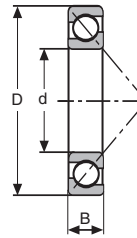


ANGULAR CONTACT THRUST BALL BEARINGS - DOUBLE DIRECTION - ABEC #5 PRECISION (cont'd)

Consolidated No.	Dimensions (Metric)			Approx. Wgt. (lbs.)	Interchange			
	d	D	H		FAG	Nachi	NTN	SKF
234732 MS P/5	165	240	96	26.500	234732 M.SP	-	562032M	-
234434 MS P/5	170	260	108	39.470	234434 M.SP	234434 BMSP	562034	234434 BM1
234734 MS P/5	176	260	108	35.900	234734 M.SP	-	562034M	-
234436 MS P/5	180	280	120	52.030	234436 M.SP	180TAD20	562036	234436 BMSP
234736 MS P/5	187	280	120	47.400	234736 M.SP	187TAD20	562036M	-
234438 MS P/5	190	290	120	54.900	234438 M.SP	190TAD20	562038	234438 BMSP
234738 MS P/5	197	290	120	49.800	234738 M.SP	197TAD20	562038M	-
234440 MS P/5	200	310	132	70.550	234440 M.SP	200TAD20	562040	234440 BMSP
234740 MS P/5	207	310	132	64.400	234740 M.SP	207TAD20	562040M	-
234444 MS P/5	220	340	144	91.900	234444 M.SP	-	562044	-
234744 MS P/5	228	340	144	84.900	234744 M.SP	-	562044M	-
234448 MS P/5	240	360	144	96.600	234448 M.SP	-	562048	-
234748 MS P/5	248	360	144	89.100	234748 M.SP	-	562048M	-
234452 MS P/5	260	400	164	142.000	234452 M.SP	-	562052	-
234752 MS P/5	269	400	164	132.000	234752 M.SP	-	562052M	-
234456 MS P/5	280	420	164	152.000	234456 M.SP	-	562056	-
234756 MS P/5	289	420	164	141.000	234756 M.SP	-	562056M	-
234460 MS P/5	300	460	190	217.000	234460 M.SP	-	562060	-
234760 MS P/5	310	460	190	201.000	234760 M.SP	-	562060M	-
234464 MS P/5	320	480	190	225.000	234464 M.SP	-	562064	-
234764 MS P/5	330	480	190	209.000	234764 M.SP	-	562064M	-
234468 MS P/5	340	520	212	304.000	234468 M.SP	-	-	-
234768 MS P/5	350	520	212	284.000	234768 M.SP	-	562068M	-
234472 MS P/5	360	540	212	317.000	234472 M.SP	-	-	-
234772 MS P/5	370	540	212	298.000	234772 M.SP	-	562072M	-
234476 MS P/5	380	560	212	340.000	234476 M.SP	-	-	-
234776 MS P/5	390	560	212	317.000	234776 M.SP	-	562076M	-
234480 MS P/5	400	600	236	437.000	234480 M.SP	-	-	-
234780 MS P/5	410	600	236	412.000	234780 M.SP	-	562080M	-

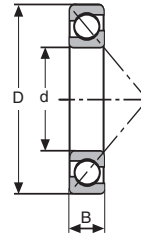
NOTE:

- 1.) These bearings are also available in ABEC #7 precision.
- 2.) These bearings are generally used in conjunction with NN-3000-KMS P/5 series.



ANGULAR CONTACT BALL BEARINGS - INCH

Consolidated No.	Dimensions (Inch)			Approx. Wgt. (lbs.)	Interchange	
	d	D	B		MRC	RHP
XLS-1 3/8 AC	1.3750	2.5625	.5625	.400	XLS-1 3/8	XLJT-1 3/8
XLS-1 1/2 AC	1.5000	2.6875	.5625	.450	XLS-1 1/2	XLJT-1 1/2
XLS-1 5/8 AC	1.6250	2.8750	.5625	.600	XLS-1 5/8	XLJT-1 5/8
XLS-1 3/4 AC	1.7500	3.0000	.5625	.550	XLS-1 3/4	XLJT-1 3/4
XLS 1 7/8 AC	1.8750	3.1875	.6250	.810	XLS-1 7/8	XLJT-1 7/8
XLS-2 AC	2.0000	3.3125	.6250	.880	XLS-2	XLJT-2
XLS-2 1/8 AC	2.1250	3.4375	.6250	.780	XLS-2 1/8	XLJT-2 1/8
XLS-2 1/4 AC	2.2500	3.5625	.6250	.910	XLS-2 1/4	XLJT-2 1/4
XLS-2 1/2 AC	2.5000	3.8750	.6875	1.130	XLS-2 1/2	XLJT-2 1/2
XLS 2 5/8 AC	2.6250	4.1250	.6875	1.250	XLS-2 5/8	XLJT-2 5/8
XLS-2 3/4 AC	2.7500	4.1250	.6875	1.090	XLS-2 3/4	XLJT-2 3/4
XLS-3 AC	3.0000	4.5000	.7500	1.560	XLS-3	XLJT-3
XLS-3 1/4 AC	3.2500	4.7500	.7500	1.530	XLS-3 1/4	XLJT-3 1/4
XLS-3 1/2 AC	3.5000	5.0000	.7500	1.750	XLS-3 1/2	XLJT-3 1/2
XLS-3 3/4 AC	3.7500	5.2500	.7500	1.840	XLS-3 3/4	XLJT-3 3/4
XLS-4 AC	4.0000	5.6250	.8750	2.500	-	XLJT-4 E
XLS-4 1/4 AC	4.2500	6.0000	.8750	2.870	XLS-4 1/4	XLJT-4 1/4
XLS-4 1/2 AC	4.5000	6.2500	.8750	3.020	XLS-4 1/2	XLJT-4 1/2
XLS-4 3/4 AC	4.7500	6.5000	.8750	3.100	XLS-4 3/4	XLJT-4 3/4
XLS-5 AC	5.0000	7.0000	1.0000	4.500	XLS-5	XLJT-5 E
XLS-5 1/2 AC	5.5000	7.5000	1.0000	4.500	XLS-5 1/2	XLJT-5 1/2
XLS-6 AC	6.0000	8.0000	1.0000	5.250	XLS-6	XLJT-6 E
XLS-6 1/2 AC	6.5000	8.7500	1.1250	7.190	XLS-6 1/2	XLJT-6 1/2
XLS-7 AC	7.0000	9.5000	1.2500	9.560	XLS-7	XLJT-7 E
XLS-7 1/4 AC	7.2500	9.7500	1.2500	10.100	XLS-7 1/4	XLJT-7 1/4
XLS-7 1/2 AC	7.5000	10.0000	1.2500	10.250	-	XLJT-7 1/2
XLS-7 3/4 AC	7.7500	10.5000	1.3750	12.750	XLS-7 3/4	XLJT-7 3/4
XLS-8 AC	8.0000	10.7500	1.3750	13.000	XLS-8	XLJT-8 E
XLS-8 1/4 AC	8.2500	11.0000	1.3750	13.500	XLS-8 1/4	XLJT-8 1/4
XLS-8 1/2 AC	8.5000	11.5000	1.5000	17.000	XLS-8 1/2	XLJT-8 1/2
XLS-9 AC	9.0000	12.0000	1.5000	17.160	XLS-9	XLJT-9 E
XLS-10 AC	10.0000	13.2500	1.6250	23.000	XLS-10	XLJT-10 E

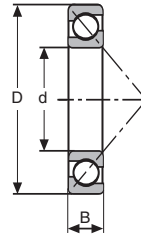


ANGULAR CONTACT BALL BEARINGS - INCH

Consolidated No.	Dimensions (Inch)			Approx. Wgt. (lbs.)	Interchange				
	d	D	B		FAG	RHP	RIV	SKF	Torrington
LS-5-AC	.5000	1.3125	.3750	.120	LS 5-AC	LJT 1/2	-	ALS-4	-
LS-7-AC	.6250	1.5625	.4375	.160	LS 7-AC	LJT 5/8	PAO-5	ALS-5	-
LS-8-AC	.7500	1.8750	.5625	.280	LS 8-AC	LJT 3/4	PAO-6	ALS-6	-
LS-9-AC	.8750	2.0000	.5625	.320	LS 9-AC	LJT 7/8	PAO-7	ALS-7	-
LS-10-AC	1.0000	2.2500	.6250	.420	LS 10-AC	LJT 1	PAO-8	ALS-8	-
LS-11-AC	1.1250	2.5000	.6250	.510	LS 11-AC	LJT 1 1/8	PAO-9	ALS-9	-
LS-12-AC	1.2500	2.7500	.6875	.630	LS 12-AC	LJT 1 1/4	PAO-10	ALS-10	-
LS-12 1/2-AC	1.3750	3.0000	.6875	.870	LS 12 1/2-AC	LJT 1 3/8	PAO-11	ALS-11	-
LS-13-AC	1.5000	3.2500	.7500	1.100	LS 13-AC	LJT 1 1/2	PAO-12	ALS-12	-
LS-13 1/2-AC	1.6250	3.5000	.7500	1.290	LS 13 1/2-AC	LJT 1 5/8	PAO-13	ALS-13	-
LS-14-AC	1.7500	3.7500	.8125	1.610	LS 14-AC	LJT 1 3/4	PAO-14	ALS-14	-
LS-14 1/2-AC	1.8750	4.0000	.8125	1.850	LS 14 1/2-AC	LJT 1 7/8	PAO-15	ALS-15	-
LS-15-AC	2.0000	4.0000	.8125	1.780	LS 15-AC	LJT 2	PAO-16	ALS-16	-
LS-16-AC	2.2500	4.5000	.8750	2.400	LS 16-AC	LJT 2 1/4	PAO-18	ALS-18	-
LS-17-AC	2.5000	5.0000	.9375	3.150	LS 17-AC	LJT 2 1/2	PAO-20	ALS-20	-
LS-18-AC	2.7500	5.2500	.9375	3.400	LS 18-AC	LJT 2 3/4	PAO-22	ALS-22	-
LS-19-AC	3.0000	5.7500	1.0625	4.650	LS 19-AC	LJT 3	PAO-24	ALS-24	-
LS-19 1/2-AC	3.2500	6.0000	1.0625	4.900	LS 19 1/2-AC	LJT 3 1/4	PAO-26	ALS-26	-
LS-20-AC	3.5000	6.5000	1.1250	6.200	LS 20-AC	LJT 3 1/2	PAO-28	ALS-28	-
LS-20 1/2-AC	3.7500	6.7500	1.1250	6.520	LS 20 1/2-AC	LJT 3 3/4	-	ALS-30	-
LS-21-AC	4.0000	7.2500	1.2500	8.440	LS 21-AC	LJT 4E	-	-	40 BIA 148
LS-21 1/2-AC	4.2500	7.5000	1.2500	8.740	LS 21 1/2-AC	LJT 4 1/4	-	-	42 BIA 198
LS-22-AC	4.5000	8.0000	1.3125	10.500	LS 22-AC	LJT 4 1/2	-	-	45 BIA 208
LS-22 1/2-AC	4.7500	8.2500	1.3125	11.000	LS 22 1/2-AC	LJT 4 3/4	-	-	47 BIA 218
LS-23-AC	5.0000	9.0000	1.3750	14.500	LS 23-AC	LJT 5E	-	-	50 BIA 226
LS-23 1/2-AC	5.5000	9.5000	1.3750	15.500	LS 23 1/2-AC	LJT 5 1/2	-	-	55 BIA 248
LS-24-AC	6.0000	10.5000	1.5625	21.800	LS 24-AC	LJT 6E	-	-	60 BIA 259
LS-24 1/2-AC	6.5000	11.0000	1.5625	23.000	LS 24 1/2-AC	LJT 6 1/2	-	-	65 BIA 299
LS-25-AC	7.0000	12.0000	1.7500	31.500	LS 25-AC	LJT 7E	-	-	70 BIA 310
LS-25 1/2-AC	7.5000	12.5000	1.7500	32.500	LS 25 1/2-AC	LJT 7 1/2	-	-	75 BIA 349
LS-26-AC	8.0000	13.0000	1.7500	35.500	LS 26-AC	LJT 8E	-	-	80 BIA 360
LS-26 1/2-AC	8.5000	14.0000	2.0000	47.500	LS 26 1/2-AC	LJT 8 1/2	-	-	85 BIA 392
LS-27-AC	9.0000	14.5000	2.0000	49.500	LS 27-AC	LJT 9E	-	-	90 BIA 402
LS-27 1/2-AC	9.5000	15.1250	2.0000	53.500	LS 27 1/2-AC	LJT 9 1/2	-	-	95 BIA 431
LS-28-AC	10.0000	15.7500	2.0000	56.300	LS 28-AC	LJT 10E	-	-	100 BIA 440
LS-28 1/2-AC	10.5000	16.6250	2.2500	71.700	LS 28 1/2-AC	LJT 10 1/2	-	-	105 BIA 471
LS-29-AC	11.0000	17.5000	2.2500	79.600	LS 29-AC	LJT 11E	-	-	110 BIA 480
LS-29 1/2-AC	11.5000	18.0000	2.3750	84.900	LS 29 1/2-AC	-	-	-	115 BIA 511
LS-30-AC	12.0000	18.5000	2.6250	98.000	LS 30-AC	LJT 12E	-	-	120 BIA 520
LS-31-AC	13.0000	20.0000	2.7500	114.000	LS 31-AC	LJT 13	-	-	130 BIA 554
LS-32-AC	14.0000	21.5000	2.8750	144.000	LS 32-AC	LJT 14	-	-	140 BIA 589
LS-33-AC	15.0000	22.5000	3.0000	157.000	LS 33-AC	LJT 15	-	-	150 BIA 614

NOTE:

1.) Also available universally flush ground for Back-to-Back, Face-to-Face, or Tandem mounting. Add suffix "D" to bearing number. Consult factory for availability.

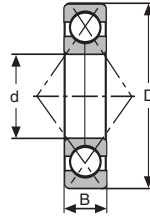


ANGULAR CONTACT BALL BEARINGS - INCH

Consolidated No.	Dimensions (Inch)			Approx. Wgt. (lbs.)	Interchange			
	d	D	B		FAG	RHP	RIV	SKF
MS-3-AC	.3750	1.5000	.5625	.210	MS 3 AC	MJT 3/8	-	-
MS-5-AC	.5000	1.6250	.6250	.250	MS 5 AC	MJT 1/2	-	AMS-4
MS-7-AC	.6250	1.8125	.6250	.320	MS 7 AC	MJT 5/8	-	AMS-5
MS-8-AC	.7500	2.0000	.6875	.420	MS 8 AC	MJT 3/4	PBO-6	AMS-6
MS-9-AC	.8750	2.2500	.6875	.540	MS 9 AC	MJT 7/8	PBO-7	AMS-7
MS-10-AC	1.0000	2.5000	.7500	.680	MS 10 AC	MJT 1	PBO-8	AMS-8
MS-11-AC	1.1250	2.8125	.8125	.930	MS 11 AC	MJT 1 1/8	PBO-9	AMS-9
MS-12-AC	1.2500	3.1250	.8750	1.250	MS 12 AC	MJT 1 1/4	PBO-10	AMS-10
MS-12 1/2 -AC	1.3750	3.5000	.8750	1.590	MS 12 1/2 AC	MJT 1 3/8	PBO-11	AMS-11
MS-13-AC	1.5000	3.7500	.9375	1.970	MS 13 AC	MJT 1 1/2	PBO-12	AMS-12
MS-13 1/2 -AC	1.6250	4.0000	.9375	2.280	MS 13 1/2 AC	MJT 1 5/8	PBO-13	AMS-13
MS-14-AC	1.7500	4.2500	1.0625	2.910	MS 14 AC	MJT 1 3/4	PBO-14	AMS-14
MS-14 1/2 -AC	1.8750	4.5000	1.0625	3.220	MS 14 1/2 AC	MJT 1 7/8	PBO-15	AMS-15
MS-15-AC	2.0000	4.5000	1.0625	3.090	MS 15 AC	MJT 2	PBO-16	AMS-16
MS-16-AC	2.2500	5.0000	1.2500	4.360	MS 16 AC	MJT 2 1/4	PBO-18	AMS-18
MS-17-AC	2.5000	5.5000	1.2500	5.420	MS 17 AC	MJT 2 1/2	PBO-20	AMS-20
MS-18-AC	2.7500	6.2500	1.3750	7.880	MS 18 AC	MJT 2 3/4	PBO-22	AMS-22
MS-19-AC	3.0000	7.0000	1.5625	11.500	MS 19 AC	MJT 3	PBO-24	AMS-24
MS-19 1/2 -AC	3.2500	7.5000	1.5625	13.300	MS 19 1/2 AC	MJT 3 1/4	-	AMS-26
MS-19 3/4 -AC	3.3750	7.5000	1.5625	13.000	MS 19 3/4 AC	MJT 3 3/8	-	AMS-27
MS-20-AC	3.5000	8.1250	1.7500	17.500	MS 20 AC	MJT 3 1/2	-	AMS-28
MS-20 1/2 -AC	3.7500	8.2500	1.7500	17.400	MS 20 1/2 AC	MJT 3 3/4	-	AMS-30
MS-21-AC	4.0000	8.5000	1.7500	18.000	MS 21 AC	MJT 4E	-	AMS-32
MS-21 1/2 -AC	4.2500	8.7500	1.7500	19.000	MS 21 1/2 AC	MJT 4 1/4	-	-
MS-22-AC	4.5000	9.3750	2.0000	24.800	MS 22 AC	MJT 4 1/2	-	-
MS-22 1/2 -AC	4.7500	10.0000	2.0000	29.000	MS 22 1/2 AC	MJT 4 3/4	-	-
MS-23-AC	5.0000	10.0000	2.0000	27.800	MS 23 AC	MJT 5E	-	-
MS-23 1/2 -AC	5.5000	11.0000	2.0000	34.000	MS 23 1/2 AC	MJT 5 1/2	-	-
MS-24-AC	6.0000	12.0000	2.2500	44.000	MS 24 AC	MJT 6E	-	-
MS-24 1/2 -AC	6.5000	13.0000	2.5000	60.000	MS 24 1/2 AC	MJT 6 1/2	-	-
MS-25-AC	7.0000	13.5000	2.5000	60.500	-	MJT 7E	-	-
MS-25 1/2 -AC	7.5000	14.5000	2.7500	80.500	-	MJT 7 1/2	-	-
MS-26-AC	8.0000	15.0000	2.7500	82.000	-	MJT 8E	-	-
MS-26 1/2 -AC	8.5000	16.0000	3.0000	106.000	-	MJT 8 1/2	-	-
MS-27-AC	9.0000	17.0000	3.0000	115.000	-	MJT 9E	-	-
MS-27 1/2 -AC	9.5000	18.0000	3.2500	140.000	-	MJT 9 1/2	-	-
MS-28-AC	10.0000	18.5000	3.2500	145.000	-	MJT 10E	-	-
MS-28 1/2 -AC	10.5000	19.5000	3.5000	180.000	-	MJT 10 1/2	-	-
MS-29-AC	11.0000	20.0000	3.5000	185.000	-	MJT 11E	-	-
MS-29 1/2 -AC	11.5000	21.0000	3.7500	220.000	-	MJT 11 1/2	-	-
MS-30-AC	12.0000	21.5000	3.7500	225.000	-	MJT 12E	-	-

NOTE:

1.) Also available universally flush ground for Back-to-Back, Face-to-Face, or Tandem mounting. Add suffix "D" to bearing number. Consult factory for availability.

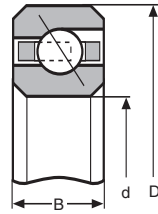


ANGULAR CONTACT BALL BEARINGS WITH SPLIT INNER RACE - INCH

Consolidated No.	Dimensions (Inch)			Approx. Wgt. (lbs.)	Interchange		
	d	D	B		HOFF	RHP	R & M
L-5-CDS	.5000	1.3125	.3750	.110	L 5 CDS	-	DLJT 1/2 J
L-7-CDS	.6250	1.5625	.4375	.180	L 7 CDS	-	DLJT 5/8 J
L-8-CDS	.7500	1.8750	.5625	.320	L 8 CDS	-	DLJT 3/4 J
L-9-CDS	.8750	2.0000	.5625	.320	L 9 CDS	QJL 7/8	DLJT 7/8 J
L-10-CDS	1.0000	2.2500	.6250	.500	L 10 CDS	QJL 1	DLJT 1 J
L-11-CDS	1.1250	2.5000	.6250	.610	L 11 CDS	-	DLJT 1 1/8 J
L-12-CDS	1.2500	2.7500	.6875	.760	L 12 CDS	QJL 1 1/4	DLJT 1 1/4 J
M-8-CDS	.7500	2.0000	.6875	.440	M 8 CDS	-	DMJT 3/4 J
M-9-CDS	.8750	2.2500	.6875	.570	M 9 CDS	QJM 7/8	DMJT 7/8 J
M-10-CDS	1.0000	2.5000	.7500	.720	M 10 CDS	QJM 1	DMJT 1 J
M-11-CDS	1.1250	2.8125	.8125	1.000	M 11 CDS	QJM 1 1/8	DMJT 1 1/8 J
M-12-CDS	1.2500	3.1250	.8750	1.310	M 12 CDS	QJM 1 1/4	DMJT 1 1/4 J
M-12 1/2 -CDS	1.3750	3.5000	.8750	1.720	M 12 1/2 CDS	QJM 1 3/8	DMJT 1 3/8 J
M-13-CDS	1.5000	3.7500	.9375	2.100	M 13 CDS	QJM 1 1/2	DMJT 1 1/2 J
M-13 1/2 -CDS	1.6250	4.0000	.9375	2.410	M 13 1/2 CDS	QJM 1 5/8	DMJT 1 5/8 J
M-14-CDS	1.7500	4.2500	1.0625	3.000	M 14 CDS	QJM 1 3/4	DMJT 1 3/4 J
M-14 1/2 -CDS	1.8750	4.5000	1.0625	3.410	M 14 1/2 CDS	QJM 1 7/8	DMJT 1 7/8 J
M-15-CDS	2.0000	4.5000	1.0625	3.270	M 15 CDS	QJM 2	DMJT 2 J
M-16-CDS	2.2500	5.0000	1.2500	4.770	M 16 CDS	QJM 2 1/4	DMJT 2 1/4 J
M-17-CDS	2.5000	5.5000	1.2500	5.750	M 17 CDS	QJM 2 1/2	DMJT 2 1/2 J
M-18-CDS	2.7500	6.2500	1.3750	8.430	M 18 CDS	QJM 2 3/4	DMJT 2 3/4 J
M-19-CDS	3.0000	7.0000	1.5625	12.200	M 19 CDS	QJM 3	DMJT 3 J
M-19 1/2 -CDS	3.2500	7.5000	1.5625	14.000	M 19 1/2 CDS	QJM 3 1/4	DMJT 3 1/4 J
M-20-CDS	3.5000	8.1250	1.7500	18.400	M 20 CDS	QJM 3 1/2	DMJT 3 1/2 J
M-20 1/2 -CDS	3.7500	8.2500	1.7500	18.200	M 20 1/2 CDS	QJM 3 3/4	DMJT 3 3/4 J
M-21-CDS	4.0000	8.5000	1.7500	19.400	M 21 CDS	QJM 4E	DMJT 4 J
M-21 1/2 -CDS	4.2500	8.7500	1.7500	21.000	M 21 1/2 CDS	QJM 4 1/4	DMJT 4 1/4 J
M-22 -CDS	4.5000	9.3750	2.0000	21.000	-	QJM 4 1/2	-
M-22 1/2 -CDS	4.7500	10.0000	2.0000	27.117	-	QJM 4 3/4	-
M-23 -CDS	5.0000	10.0000	2.0000	29.762	-	QJM 5	-
M-23 1/2 -CDS	5.5000	11.0000	2.0000	37.919	-	QJM 5 1/2	-
M-24 -CDS	6.0000	12.0000	2.2500	48.722	-	QJM 6	-

NOTE:

1.) The above series are being discontinued. Consult factory for availability.



ANGULAR CONTACT BALL BEARINGS - THIN SECTION - METRIC

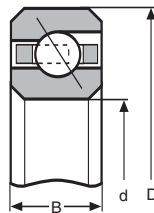
Consolidated
No.

Dimensions
(Metric)

Approx.
Wgt.
(lbs.)

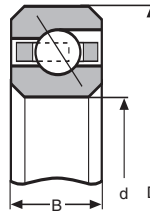
Interchange

	d	D	B		KAYDON
K-15008 ARO	150	166	8	.440	K15008AR0
K-16008 ARO	160	176	8	.440	K16008AR0
K-17008 ARO	170	186	8	.460	K17008AR0
K-18008 ARO	180	196	8	.510	K18008AR0
K-20008 ARO	200	216	8	.510	K20008AR0
K-15020 ARO	150	190	20	2.650	K15020AR0
K-16020 ARO	160	200	20	2.870	K16020AR0
K-17020 ARO	170	210	20	3.090	K17020AR0
K-18020 ARO	180	220	20	3.310	K18020AR0
K-20020 ARO	200	240	20	3.530	K20020AR0



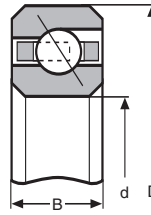
ANGULAR CONTACT BALL BEARINGS - THIN SECTION - INCH

Consolidated No.	Dimensions (Inch)			Approx. Wgt. (lbs.)	Interchange				
	d	D	B		FAG	KAYDON	SKF	INA	NSK
KA-10 ARO	1.0000	1.3750	.1875	.030	L15PA100	KAA10AGO	FPAAA 100	CSEAA010	NBA 2504
KA-15 ARO	1.5000	1.8750	.1875	.040	L15PA108	KAA15AGO	FPAAA 108	CSEAA015	NBA 3804
KA-17 ARO	1.7500	2.1250	.1875	.045	-	KAA17AGO	-	-	-
KA-20 ARO	2.0000	2.5000	.2500	.100	L15QA200	KA020ARO	FPAA 200	CSEA020	NBA 5006
KA-25 ARO	2.5000	3.0000	.2500	.130	L15QA208	KA025ARO	FPAA 208	CSEA025	NBA 6306
KA-30 ARO	3.0000	3.5000	.2500	.150	L15QA300	KA030ARO	FPAA 300	CSEA030	NBA 7606
KA-35 ARO	3.5000	4.0000	.2500	.170	L15QA308	KA035ARO	FPAA 308	CSEA035	NBA 8806
KA-40 ARO	4.0000	4.5000	.2500	.200	L15QA400	KA040ARO	FPAA 400	CSEA040	NBA 10106
KA-42 ARO	4.2500	4.7500	.2500	.210	L15QA404	KA042ARO	FPAA 404	CSEA042	NBA 10706
KA-45 ARO	4.5000	5.0000	.2500	.220	L15QA408	KA045ARO	FPAA 408	CSEA045	NBA 11406
KA-47 ARO	4.7500	5.2500	.2500	.230	L15QA412	KA047ARO	FPAA 412	CSEA047	NBA 12006
KA-50 ARO	5.0000	5.5000	.2500	.240	L15QA500	KA050ARO	FPAA 500	CSEA050	NBA 12706
KA-55 ARO	5.5000	6.0000	.2500	.260	L15QA508	KA055ARO	FPAA 508	CSEA055	NBA 13906
KA-60 ARO	6.0000	6.5000	.2500	.290	L15QA600	KA060ARO	FPAA 600	CSEA060	NBA 15206
KA-65 ARO	6.5000	7.0000	.2500	.310	L15QA608	KA065ARO	FPAA 608	CSEA065	NBA 16506
KA-70 ARO	7.0000	7.5000	.2500	.320	-	KA070ARO	FPAA 700	CSEA070	NBA 17706
KA-75 ARO	7.5000	8.0000	.2500	.340	-	KA075ARO	FPAA 708	CSEA075	-
KA-80 ARO	8.0000	8.5000	.2500	.360	-	KA080ARO	FPAA 800	CSEA080	-
KA-90 ARO	9.0000	9.5000	.2500	.410	-	KA090ARO	FPAA 900	CSEA090	-
KA-100 ARO	10.0000	10.5000	.2500	.450	-	KA100ARO	FPAA 1000	CSEA100	-
KA-110 ARO	11.0000	11.5000	.2500	.500	-	KA110ARO	FPAA 1100	CSEA110	-
KA-120 ARO	12.0000	12.5000	.2500	.540	-	KA120ARO	FPAA 1200	CSEA120	-
KB-20 ARO	2.0000	2.6250	.3125	.160	L15RA200	KB020ARO	FPAB 200	CSEB020	NBA 5007
KB-25 ARO	2.5000	3.1250	.3125	.200	L15RA208	KB025ARO	FPAB 208	CSEB025	NBA 6307
KB-30 ARO	3.0000	3.6250	.3125	.230	L15RA300	KB030ARO	FPAB 300	CSEB030	NBA 7607
KB-35 ARO	3.5000	4.1250	.3125	.270	L15RA308	KB035ARO	FPAB 308	CSEB035	NBA 8807
KB-40 ARO	4.0000	4.6250	.3125	.300	L15RA400	KB040ARO	FPAB 400	CSEB040	NBA 10107
KB-42 ARO	4.2500	4.8750	.3125	.320	L15RA404	KB042ARO	FPAB 404	CSEB042	NBA 10707
KB-45 ARO	4.5000	5.1250	.3125	.340	L15RA408	KB045ARO	FPAB 408	CSEB045	NBA 11407
KB-47 ARO	4.7500	5.3750	.3125	.350	L15RA412	KB047ARO	FPAB 412	CSEB047	NBA 12007
KB-50 ARO	5.0000	5.6250	.3125	.370	L15RA500	KB050ARO	FPAB 500	CSEB050	NBA 12707
KB-55 ARO	5.5000	6.1250	.3125	.410	L15RA508	KB055ARO	FPAB 508	CSEB055	NBA 13907
KB-60 ARO	6.0000	6.6250	.3125	.440	L15RA600	KB060ARO	FPAB 600	CSEB060	NBA 15207
KB-65 ARO	6.5000	7.1250	.3125	.480	L15RA608	KB065ARO	FPAB 608	CSEB065	NBA 16507
KB-70 ARO	7.0000	7.6250	.3125	.510	L15RA700	KB070ARO	FPAB 700	-	NBA 17707
KB-75 ARO	7.5000	8.1250	.3125	.550	L15RA708	KB075ARO	FPAB 708	-	-
KB-80 ARO	8.0000	8.6250	.3125	.580	L15RA800	KB080ARO	FPAB 800	CSEB080	-
KB-90 ARO	9.0000	9.6250	.3125	.650	L15RA900	KB090ARO	FPAB 900	CSEB090	-
KB-100 ARO	10.0000	10.6250	.3125	.710	-	KB100ARO	FPAB 1000	-	-
KB-110 ARO	11.0000	11.6250	.3125	.780	-	KB110ARO	FPAB 1100	-	-
KB-120 ARO	12.0000	12.6250	.3125	.850	-	KB120ARO	FPAB 1200	-	-
KB-140 ARO	14.0000	14.6250	.3125	.980	-	KB140ARO	FPAB 1400	-	-
KB-160 ARO	16.0000	16.6250	.3125	1.120	-	KB160ARO	FPAB 1600	-	-
KB-180 ARO	18.0000	18.6250	.3125	1.260	-	KB180ARO	FPAB 1800	-	-
KB-200 ARO	20.0000	20.6250	.3125	1.400	-	KB200ARO	FPAB 2000	-	-



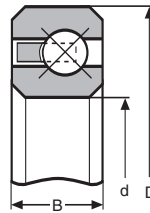
ANGULAR CONTACT BALL BEARINGS - THIN SECTION

Consolidated No.	Dimensions (Inch)			Approx. Wgt. (lbs.)	Interchange				
	d	D	B		FAG	KAYDON	SKF	INA	NSK
KC-40 ARO	4.0000	4.7500	.3750	.450	L15SA400	KC040ARO	FPAC 400	CSEC040	NBA10109
KC-42 ARO	4.2500	5.0000	.3750	.470	L15SA404	KC042ARO	FPAC 404	CSEC042	NBA 10709
KC-45 ARO	4.5000	5.2500	.3750	.500	L15SA408	KC045ARO	FPAC 408	CSEC045	NBA 11409
KC-47 ARO	4.7500	5.5000	.3750	.520	L15SA412	KC047ARO	FPAC 412	CSEC047	NBA 12009
KC-50 ARO	5.0000	5.7500	.3750	.550	L15SA500	KC050ARO	FPAC 500	CSEC050	NBA 12709
KC-55 ARO	5.5000	6.2500	.3750	.600	L15SA508	KC055ARO	FPAC 508	CSEC055	NBA 13909
KC-60 ARO	6.0000	6.7500	.3750	.650	L15SA600	KC060ARO	FPAC 600	CSEC060	NBA 15209
KC-65 ARO	6.5000	7.2500	.3750	.700	L15SA608	KC065ARO	FPAC 608	CSEC065	NBA 16509
KC-70 ARO	7.0000	7.7500	.3750	.750	L15SA700	KC070ARO	FPAC 700	CSEC070	NBA 17709
KC-75 ARO	7.5000	8.2500	.3750	.780	-	KC075ARO	FPAC 708	CSEC075	-
KC-80 ARO	8.0000	8.7500	.3750	.840	-	KC080ARO	FPAC 800	CSEC080	-
KC-90 ARO	9.0000	9.7500	.3750	.980	-	KC090ARO	FPAC 900	CSEC090	-
KC-100 ARO	10.0000	10.7500	.3750	1.040	-	KC100ARO	FPAC 1000	CSEC100	-
KC-110 ARO	11.0000	11.7500	.3750	1.140	-	KC110ARO	FPAC 1100	CSEC110	-
KC-120 ARO	12.0000	12.7500	.3750	1.230	-	KC120ARO	FPAC 1200	CSEC120	-
KC-140 ARO	14.0000	14.7500	.3750	1.430	-	KC140ARO	FPAC 1400	-	-
KC-160 ARO	16.0000	16.7500	.3750	1.630	-	KC160ARO	FPAC 1600	-	-
KC-180 ARO	18.0000	18.7500	.3750	1.830	-	KC180ARO	FPAC 1800	-	-
KC-200 ARO	20.0000	20.7500	.3750	2.030	-	KC200ARO	FPAC 2000	-	-
KC-250 ARO	25.0000	25.7500	.3750	2.520	-	KC250ARO	FPAC 2500	-	-
KC-300 ARO	30.0000	30.7500	.3750	3.020	-	KC300ARO	FPAC 3000	-	-
KD-40 ARO	4.0000	5.0000	.5000	.800	L15TA400	KD040ARO	FPAD 400	CSED040	NBA10112
KD-42 ARO	4.2500	5.2500	.5000	.850	L15TA404	KD042ARO	FPAD 404	CSED042	NBA 10712
KD-45 ARO	4.5000	5.5000	.5000	.900	L15TA408	KD045ARO	FPAD 408	CSED045	NBA 11412
KD-47 ARO	4.7500	5.7500	.5000	.950	L15TA412	KD047ARO	FPAD 412	CSED047	NBA 12012
KD-50 ARO	5.0000	6.0000	.5000	.990	L15TA500	KD050ARO	FPAD 500	CSED050	NBA 12712
KD-55 ARO	5.5000	6.5000	.5000	1.080	L15TA508	KD055ARO	FPAD 508	CSED055	NBA 13912
KD-60 ARO	6.0000	7.0000	.5000	1.170	L15TA600	KD060ARO	FPAD 600	CSED060	NBA 15212
KD-65 ARO	6.5000	7.5000	.5000	1.260	L15TA608	KD065ARO	FPAD 608	CSED065	NBA 16512
KD-70 ARO	7.0000	8.0000	.5000	1.350	L15TA700	KD070ARO	FPAD 700	CSED070	-
KD-75 ARO	7.5000	8.5000	.5000	1.440	L15TA708	KD075ARO	FPAD 708	CSED075	-
KD-80 ARO	8.0000	9.0000	.5000	1.530	L15TA800	KD080ARO	FPAD 800	CSED080	-
KD-90 ARO	9.0000	10.0000	.5000	1.710	L15TA900	KD090ARO	FPAD 900	CSED090	-
KD-100 ARO	10.0000	11.0000	.5000	1.870	-	KD100ARO	FPAD 1000	CSED100	-
KD-110 ARO	11.0000	12.0000	.5000	2.050	-	KD110ARO	FPAD 1100	CSED110	-
KD-120 ARO	12.0000	13.0000	.5000	2.230	-	KD120ARO	FPAD 1200	CSED120	-
KD-140 ARO	14.0000	15.0000	.5000	2.570	-	KD140ARO	FPAD 1400	CSED140	-
KD-160 ARO	16.0000	17.0000	.5000	2.930	-	KD160ARO	FPAD 1600	-	-
KD-180 ARO	18.0000	19.0000	.5000	3.290	-	KD180ARO	FPAD 1800	CSED180	-
KD-200 ARO	20.0000	21.0000	.5000	3.650	-	KD200ARO	FPAD 2000	-	-
KD-250 ARO	25.0000	26.0000	.5000	4.540	-	KD250ARO	FPAD 2500	-	-
KD-300 ARO	30.0000	31.0000	.5000	5.440	-	KD300ARO	FPAD 3000	-	-



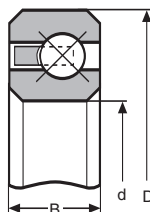
ANGULAR CONTACT BALL BEARINGS - THIN SECTION

Consolidated No.	Dimensions (Inch)			Approx. Wgt. (lbs.)	Interchange				
	d	D	B		FAG	KAYDON	SKF	INA	NSK
KF-40 ARO	4.0000	5.5000	.7500	1.920	-	KF040ARO	FPAF 400	CSEF040	NBA 10119
KF-42 ARO	4.2500	5.7500	.7500	2.040	-	KF042ARO	FPAF 404	CSEF042	NBA 10709
KF-45 ARO	4.5000	6.0000	.7500	2.140	-	KF045ARO	FPAF 408	CSEF045	NBA 11409
KF-47 ARO	4.7500	6.2500	.7500	2.230	L15VA412	KF047ARO	FPAF 412	CSEF047	NBA12019
KF-50 ARO	5.0000	6.5000	.7500	2.330	L15VA500	KF050ARO	FPAF 500	CSEF050	NBA12719
KF-55 ARO	5.5000	7.0000	.7500	2.540	L15VA508	KF055ARO	FPAF 508	CSEF055	NBA 13919
KF-60 ARO	6.0000	7.5000	.7500	2.760	L15VA600	KF060ARO	FPAF 600	CSEF060	NBA 15219
KF-65 ARO	6.5000	8.0000	.7500	2.960	L15VA608	KF065ARO	FPAF 608	CSEF065	NBA 16519
KF-70 ARO	7.0000	8.5000	.7500	3.160	L15VA700	KF070ARO	FPAF 700	-	NBA 17719
KF-75 ARO	7.5000	9.0000	.7500	3.350	L15VA708	KF075ARO	FPAF 708	CSEF075	NBA 19019
KF-80 ARO	8.0000	9.5000	.7500	3.570	L15VA800	KF080ARO	FPAF 800	CSEF080	NBA 20319
KF-90 ARO	9.0000	10.5000	.7500	3.970	L15VA900	KF090ARO	FPAF 900	CSEF090	NBA 22819
KF-100 ARO	10.0000	11.5000	.7500	4.390	L15VA1000	KF100ARO	FPAF 1000	CSEF100	NBA 25419
KF-110 ARO	11.0000	12.5000	.7500	4.790	L15VA1100	KF110ARO	FPAF 1100	CSEF110	-
KF-120 ARO	12.0000	13.5000	.7500	5.200	L15VA1200	KF120ARO	FPAF 1200	CSEF120	-
KF-140 ARO	14.0000	15.5000	.7500	5.760	-	KF140ARO	FPAF 1400	CSEF140	-
KF-160 ARO	16.0000	17.5000	.7500	6.780	-	KF160ARO	FPAF 1600	-	-
KF-180 ARO	18.0000	19.5000	.7500	7.670	-	KF180ARO	FPAF 1800	-	-
KF-200 ARO	20.0000	21.5000	.7500	8.470	-	KF200ARO	FPAF 2000	-	-
KF-250 ARO	25.0000	26.5000	.7500	10.500	-	KF250ARO	FPAF 2500	-	-
KF-300 ARO	30.0000	31.5000	.7500	12.500	-	KF300ARO	FPAF 3000	-	-
KF-350 ARO	35.0000	36.5000	.7500	14.600	-	KF350ARO	FPAF 3500	-	-
KF-400 ARO	40.0000	41.5000	.7500	16.000	-	KF400ARO	FPAF 4000	-	-
KG-40 ARO	4.0000	6.0000	1.0000	3.610	-	KG040ARO	FPAG 400	CSEG040	NBA 10125
KG-42 ARO	4.2500	6.2500	1.0000	3.830	-	KG042ARO	FPAG 404	CSEG042	NBA 10725
KG-45 ARO	4.5000	6.5000	1.0000	3.950	-	KG045ARO	FPAG 408	CSEG045	NBA 11425
KG-47 ARO	4.7500	6.7500	1.0000	4.170	-	KG047ARO	FPAG 412	CSEG047	NBA 12025
KG-50 ARO	5.0000	7.0000	1.0000	4.420	-	KG050ARO	FPAG 500	CSEG050	NBA 12725
KG-55 ARO	5.5000	7.5000	1.0000	4.730	-	KG055ARO	FPAG 508	CSEG055	NBA 13925
KG-60 ARO	6.0000	8.0000	1.0000	5.120	L15WA600	KG060ARO	FPAG 600	CSEG060	NBA 15225
KG-65 ARO	6.5000	8.5000	1.0000	5.470	L15WA608	KG065ARO	FPAG 608	CSEG065	NBA 16525
KG-70 ARO	7.0000	9.0000	1.0000	5.850	L15WA700	KG070ARO	FPAG 700	CSEG070	NBA 17725
KG-75 ARO	7.5000	9.5000	1.0000	6.220	L15WA708	KG075ARO	FPAG 708	CSEG075	NBA 19025
KG-80 ARO	8.0000	10.0000	1.0000	6.570	L15WA800	KG080ARO	FPAG 800	CSEG080	NBA 20325
KG-90 ARO	9.0000	11.0000	1.0000	7.320	L15WA900	KG090ARO	FPAG 900	CSEG090	NBA 22825
KG-100 ARO	10.0000	12.0000	1.0000	8.050	L15WA1000	KG100ARO	FPAG 1000	CSEG100	NBA 25425
KG-110 ARO	11.0000	13.0000	1.0000	8.780	L15WA1100	KG110ARO	FPAG 1100	CSEG110	NBA 27925
KG-120 ARO	12.0000	14.0000	1.0000	9.510	L15WA1200	KG120ARO	FPAG 1200	CSEG120	NBA 30425
KG-140 ARO	14.0000	16.0000	1.0000	10.980	L15WA1400	KG140ARO	FPAG 1400	CSEG140	NBA 35525
KG-160 ARO	16.0000	18.0000	1.0000	12.440	L15WA1600	KG160ARO	FPAG 1600	CSEG160	NBA 40625
KG-180 ARO	18.0000	20.0000	1.0000	13.910	L15WA1800	KG180ARO	FPAG 1800	CSEG180	NBA 45725
KG-200 ARO	20.0000	22.0000	1.0000	15.370	L15WA2000	KG200ARO	FPAG 2000	CSEG200	NBA 50825
KG-250 ARO	25.0000	27.0000	1.0000	19.030	L15WA2500	KG250ARO	FPAG 2500	CSEG250	NBA 63525
KG-300 ARO	30.0000	32.0000	1.0000	22.500	-	KG300ARO	FPAG 3000	CSEG300	-
KG-350 ARO	35.0000	37.0000	1.0000	26.500	-	KG350ARO	FPAG 3500	CSEG350	-
KG-400 ARO	40.0000	42.0000	1.0000	29.800	-	KG400ARO	FPAG 4000	CSEG400	-



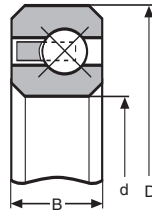
FOUR POINT ANGULAR CONTACT BALL BEARINGS - THIN SECTION - METRIC

Consolidated No.	Dimensions (Metric)			Approx. Wgt. (lbs.)	Interchange KAYDON
	d	D	B		
K-02008 XPO	20	36	8	.070	K02008XPO
K-02508 XPO	25	41	8	.090	K02508XPO
K-05008 XPO	50	66	8	.150	K05008XPO
K-06008 XPO	60	76	8	.200	K06008XPO
K-07008 XPO	70	86	8	.220	K07008XPO
K-08008 XPO	80	96	8	.240	K08008XPO
K-09008 XPO	90	106	8	.290	K09008XPO
K-10008 XPO	100	116	8	.310	K10008XPO
K-11008 XPO	110	126	8	.330	K11008XPO
K-12008 XPO	120	136	8	.350	K12008XPO
K-13008 XPO	130	146	8	.400	K13008XPO
K-14008 XPO	140	156	8	.420	K14008XPO
K-15008 XPO	150	166	8	.440	K15008XPO
K-16008 XPO	160	176	8	.440	K16008XPO
K-17008 XPO	170	186	8	.440	K17008XPO
K-18008 XPO	180	196	8	.460	K18008XPO
K-20008 XPO	200	216	8	.490	K20008XPO
K-25008 XPO	250	266	8	.620	K25008XPO
K-30008 XPO	300	316	8	.770	K30008XPO
K-32008 XPO	320	336	8	.860	K32008XPO
K-34008 XPO	340	356	8	.930	K34008XPO
K-36008 XPO	360	376	8	1.010	K36008XPO
K-17013 XPO	170	196	13	1.390	K17013XPO
K-19013 XPO	190	216	13	1.520	K19013XPO
K-15020 XPO	150	190	20	2.650	K15020XPO
K-16020 XPO	160	200	20	2.870	K16020XPO
K-17020 XPO	170	210	20	3.090	K17020XPO
K-18020 XPO	180	220	20	3.310	K18020XPO
K-20020 XPO	200	240	20	3.530	K20020XPO
K-25020 XPO	250	290	20	4.630	K25020XPO
K-30020 XPO	300	340	20	5.070	K30020XPO



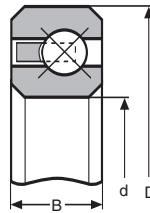
FOUR POINT ANGULAR CONTACT BALL BEARINGS - THIN SECTION - INCH

Consolidated No.	Dimensions (Inch)			Approx. Wgt. (lbs.)	Interchange				
	d	D	B		FAG	KAYDON	SKF	INA	NSK
KA-10 XLO	1.0000	1.3750	.1875	.030	L18PA100	KA-10XLO	FPXAA 100	CSXAA010	NBX 2504
KA-15 XLO	1.5000	1.8750	.1875	.040	L18PA108	KA-15XLO	FPXAA 108	CSXAA015	NBX 3804
KA-17 XLO	1.7500	2.1250	.1875	.045	-	KA-17XLO	-	-	-
KA-20 XPO	2.0000	2.5000	.2500	.090	L18QA200	KA020XPO	FPXA 200	CSXA020	NBX 5006
KA-25 XPO	2.5000	3.0000	.2500	.110	L18QA208	KA025XPO	FPXA 208	CSXA025	NBX 6306
KA-30 XPO	3.0000	3.5000	.2500	.130	L18QA300	KA030XPO	FPXA 300	CSXA030	NBX 7606
KA-35 XPO	3.5000	4.0000	.2500	.150	L18QA308	KA035XPO	FPXA 308	CSXA035	NBX 8806
KA-40 XPO	4.0000	4.5000	.2500	.170	L18QA400	KA040XPO	FPXA 400	CSXA040	NBX 10106
KA-42 XPO	4.2500	4.7500	.2500	.200	L18QA404	KA042XPO	FPXA 404	CSXA042	NBX 10706
KA-45 XPO	4.5000	5.0000	.2500	.210	L18QA408	KA045XPO	FPXA 408	CSXA045	NBX 11406
KA-47 XPO	4.7500	5.2500	.2500	.220	L18QA412	KA047XPO	FPXA 412	CSXA047	NBX 12006
KA-50 XPO	5.0000	5.5000	.2500	.230	L18QA500	KA050XPO	FPXA 500	CSXA050	NBX 12706
KA-55 XPO	5.5000	6.0000	.2500	.250	L18QA508	KA055XPO	FPXA 508	CSXA055	NBX 13906
KA-60 XPO	6.0000	6.5000	.2500	.260	L18QA600	KA060XPO	FPXA 600	CSXA060	NBX 15206
KA-65 XPO	6.5000	7.0000	.2500	.290	L18QA608	KA065XPO	FPXA 608	CSXA065	NBX 16506
KA-70 XPO	7.0000	7.5000	.2500	.310	L18QA700	KA070XPO	FPXA 700	CSXA070	NBX 17706
KA-75 XPO	7.5000	8.0000	.2500	.320	L18QA708	KA075XPO	FPXA 708	CSXA075	-
KA-80 XPO	8.0000	8.5000	.2500	.350	L18QA800	KA080XPO	FPXA 800	CSXA080	-
KA-90 XPO	9.0000	9.5000	.2500	.400	L18QA900	KA090XPO	FPXA 900	CSXA090	-
KA-100 XPO	10.0000	10.5000	.2500	.440	L18QA1000	KA100XPO	FPXA 1000	CSXA100	-
KA-110 XPO	11.0000	11.5000	.2500	.480	L18QA1100	KA110XPO	FPXA 1100	CSXA110	-
KA-120 XPO	12.0000	12.5000	.2500	.520	L18QA1200	KA120XPO	FPXA 1200	CSXA120	-
KB-20 XPO	2.0000	2.6250	.3125	.150	L18RA200	KB020XPO	FPXB 200	CSXB020	NBX 5007
KB-25 XPO	2.5000	3.1250	.3125	.180	L18RA208	KB025XPO	FPXB 208	CSXB025	NBX 6307
KB-30 XPO	3.0000	3.6250	.3125	.210	L18RA300	KB030XPO	FPXB 300	CSXB030	NBX 7607
KB-35 XPO	3.5000	4.1250	.3125	.240	L18RA308	KB035XPO	FPXB 308	CSXB035	NBX 8807
KB-40 XPO	4.0000	4.6250	.3125	.270	L18RA400	KB040XPO	FPXB 400	CSXB040	NBX 10107
KB-42 XPO	4.2500	4.8750	.3125	.310	L18RA404	KB042XPO	FPXB 404	CSXB042	NBX 10707
KB-45 XPO	4.5000	5.1250	.3125	.320	L18RA408	KB045XPO	FPXB 408	CSXB045	NBX 11407
KB-47 XPO	4.7500	5.3750	.3125	.340	L18RA412	KB047XPO	FPXB 412	CSXB047	NBX 12007
KB-50 XPO	5.0000	5.6250	.3125	.360	L18RA500	KB050XPO	FPXB 500	CSXB050	NBX 12707
KB-55 XPO	5.5000	6.1250	.3125	.390	L18RA508	KB055XPO	FPXB 508	CSXB055	NBX 13907
KB-60 XPO	6.0000	6.6250	.3125	.430	L18RA600	KB060XPO	FPXB 600	CSXB060	NBX 15207
KB-65 XPO	6.5000	7.1250	.3125	.460	L18RA608	KB065XPO	FPXB 608	CSXB065	NBX 16507
KB-70 XPO	7.0000	7.6250	.3125	.500	L18RA700	KB070XPO	FPXB 700	-	NBX 17707
KB-75 XPO	7.5000	8.1250	.3125	.530	L18RA708	KB075XPO	FPXB 708	-	NBX 19007
KB-80 XPO	8.0000	8.6250	.3125	.560	L18RA800	KB080XPO	FPXB 800	CSXB080	NBX 20307
KB-90 XPO	9.0000	9.6250	.3125	.630	L18RA900	KB090XPO	FPXB 900	CSXB090	-
KB-100 XPO	10.0000	10.6250	.3125	.730	-	KB100XPO	FPXB 1000	-	-
KB-110 XPO	11.0000	11.6250	.3125	.750	-	KB110XPO	FPXB 1100	-	-
KB-120 XPO	12.0000	12.6250	.3125	.830	-	KB120XPO	FPXB 1200	-	-
KB-140 XPO	14.0000	14.6250	.3125	1.050	-	KB140XPO	FPXB 1400	-	-
KB-160 XPO	16.0000	16.6250	.3125	1.200	-	KB160XPO	FPXB 1600	CSXB160	-
KB-180 XPO	18.0000	18.6250	.3125	1.350	-	KB180XPO	FPXB 1800	-	-
KB-200 XPO	20.0000	20.6250	.3125	1.500	-	KB200XPO	FPXB 2000	-	-



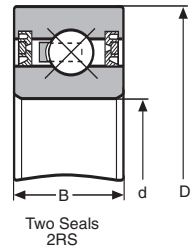
FOUR POINT ANGULAR CONTACT BALL BEARINGS - THIN SECTION - INCH

Consolidated No.	Dimensions (Inch)			Approx. Wgt. (lbs.)	Interchange				
	d	D	B		FAG	KAYDON	SKF	INA	NSK
KC-40 XPO	4.0000	4.7500	.3750	.390	L18SA400	KC040XPO	FPXC 400	CSXC040	NBX 10109
KC-42 XPO	4.2500	5.0000	.3750	.410	L18SA404	KC042XPO	FPXC 404	CSXC042	NBX 10709
KC-45 XPO	4.5000	5.2500	.3750	.440	L18SA408	KC045XPO	FPXC 408	CSXC045	NBX 11409
KC-47 XPO	4.7500	5.5000	.3750	.460	L18SA412	KC047XPO	FPXC 412	CSXC047	NBX 12009
KC-50 XPO	5.0000	5.7500	.3750	.480	L18SA500	KC050XPO	FPXC 500	CSXC050	NBX 12709
KC-55 XPO	5.5000	6.2500	.3750	.570	L18SA508	KC055XPO	FPXC 508	CSXC055	NBX 13909
KC-60 XPO	6.0000	6.7500	.3750	.620	L18SA600	KC060XPO	FPXC 600	CSXC060	NBX 15209
KC-65 XPO	6.5000	7.2500	.3750	.670	L18SA608	KC065XPO	FPXC 608	CSXC065	NBX 16509
KC-70 XPO	7.0000	7.7500	.3750	.720	L18SA700	KC070XPO	FPXC 700	CSXC070	NBX 17709
KC-75 XPO	7.5000	8.2500	.3750	.770	L18SA708	KC075XPO	FPXC 708	CSXC075	NBX 19009
KC-80 XPO	8.0000	8.7500	.3750	.820	L18SA800	KC080XPO	FPXC 800	CSXC080	NBX 20309
KC-90 XPO	9.0000	9.7500	.3750	.910	L18SA900	KC090XPO	FPXC 900	CSXC090	NBX 22809
KC-100 XPO	10.0000	10.7500	.3750	1.010	L18SA1000	KC100XPO	FPXC 1000	CSXC100	NBX 25409
KC-110 XPO	11.0000	11.7500	.3750	1.100	L18SA1100	KC110XPO	FPXC 1100	CSXC110	NBX 27909
KC-120 XPO	12.0000	12.7500	.3750	1.200	L18SA1200	KC120XPO	FPXC 1200	CSXC120	NBX 30409
KC-140 XPO	14.0000	14.7500	.3750	1.520	-	KC140XPO	FPXC 1400	-	-
KC-160 XPO	16.0000	16.7500	.3750	1.730	-	KC160XPO	FPXC 1600	CSXC160	-
KC-180 XPO	18.0000	18.7500	.3750	1.940	-	KC180XPO	FPXC 1800	-	-
KC-200 XPO	20.0000	20.7500	.3750	2.160	-	KC200XPO	FPXC 2000	-	-
KC-250 XPO	25.0000	25.7500	.3750	2.690	-	KC250XPO	FPXC 2500	-	-
KC-300 XPO	30.0000	30.750	.3750	3.210	-	KC300XPO	FPXC 3000	-	-
KD-40 XPO	4.0000	5.0000	.5000	.710	L18TA400	KD040XPO	FPXD 400	CSXD040	NBX 10112
KD-42 XPO	4.2500	5.2500	.5000	.750	L18TA404	KD042XPO	FPXD 404	CSXD042	NBX 10712
KD-45 XPO	4.5000	5.5000	.5000	.790	L18TA408	KD045XPO	FPXD 408	CSXD045	NBX 11412
KD-47 XPO	4.7500	5.7500	.5000	.830	L18TA412	KD047XPO	FPXD 412	CSXD047	NBX 12012
KD-50 XPO	5.0000	6.0000	.5000	.870	L18TA500	KD050XPO	FPXD 500	CSXD050	NBX 12712
KD-55 XPO	5.5000	6.5000	.5000	.950	L18TA508	KD055XPO	FPXD 508	CSXD055	NBX 13912
KD-60 XPO	6.0000	7.0000	.5000	1.030	L18TA600	KD060XPO	FPXD 600	CSXD060	NBX 15212
KD-65 XPO	6.5000	7.5000	.5000	1.110	L18TA608	KD065XPO	FPXD 608	CSXD065	NBX 16512
KD-70 XPO	7.0000	8.0000	.5000	1.180	L18TA700	KD070XPO	FPXD 700	CSXD070	NBX 17712
KD-75 XPO	7.5000	8.5000	.5000	1.380	L18TA708	KD075XPO	FPXD 708	CSXD075	NBX 19012
KD-80 XPO	8.0000	9.0000	.5000	1.470	L18TA800	KD080XPO	FPXD 800	CSXD080	NBX 20312
KD-90 XPO	9.0000	10.0000	.5000	1.650	L18TA900	KD090XPO	FPXD 900	CSXD090	NBX 22812
KD-100 XPO	10.0000	11.0000	.5000	1.820	L18TA1000	KD100XPO	FPXD 1000	CSXD100	NBX 25412
KD-110 XPO	11.0000	12.0000	.5000	1.990	L18TA1100	KD110XPO	FPXD 1100	CSXD110	NBX 27912
KD-120 XPO	12.0000	13.0000	.5000	2.170	L18TA1200	KD120XPO	FPXD 1200	CSXD120	NBX 30412
KD-140 XPO	14.0000	15.0000	.5000	2.520	L18TA1400	KD140XPO	FPXD 1400	CSXD140	NBX 35512
KD-160 XPO	16.0000	17.0000	.5000	2.870	L18TA1600	KD160XPO	FPXD 1600	-	NBX 40612
KD-180 XPO	18.0000	19.0000	.5000	3.200	L18TA1800	KD180XPO	FPXD 1800	CSXD180	-
KD-200 XPO	20.0000	21.0000	.5000	3.850	-	KD200XPO	FPXD 2000	-	-
KD-250 XPO	25.0000	26.0000	.5000	4.790	-	KD250XPO	FPXD 2500	-	-
KD-300 XPO	30.0000	31.0000	.5000	5.730	-	KD300XPO	FPXD 3000	-	-



FOUR POINT ANGULAR CONTACT BALL BEARINGS - THIN SECTION

Consolidated No.	Dimensions (Inch)			Approx. Wgt. (lbs.)	Interchange				
	d	D	B		FAG	KAYDON	SKF	INA	NSK
KF-40 XPO	4.0000	5.5000	.7500	1.690	L18VA400	KF040XPO	FPXF 400	CSXF040	NBX10119
KF-42 XPO	4.2500	5.7500	.7500	1.780	L18VA404	KF042XPO	FPXF 404	CSXF042	NBX10719
KF-45 XPO	4.5000	6.0000	.7500	1.870	L18VA408	KF045XPO	FPXF 408	CSXF045	NBX11419
KF-47 XPO	4.7500	6.2500	.7500	1.960	L18VA412	KF047XPO	FPXF 412	CSXF047	NBX12019
KF-50 XPO	5.0000	6.5000	.7500	2.040	L18VA500	KF050XPO	FPXF 500	CSXF050	NBX12719
KF-55 XPO	5.5000	7.0000	.7500	2.230	L18VA508	KF055XPO	FPXF 508	CSXF055	NBX13919
KF-60 XPO	6.0000	7.5000	.7500	2.410	L18VA600	KF060XPO	FPXF 600	CSXF060	NBX15219
KF-65 XPO	6.5000	8.0000	.7500	2.580	L18VA608	KF065XPO	FPXF 608	CSXF065	NBX16519
KF-70 XPO	7.0000	8.5000	.7500	2.760	L18VA700	KF070XPO	FPXF 700	-	NBX17719
KF-75 XPO	7.5000	9.0000	.7500	2.940	L18VA708	KF075XPO	FPXF 708	CSXF075	NBX19019
KF-80 XPO	8.0000	9.5000	.7500	3.110	L18VA800	KF080XPO	FPXF 800	CSXF080	NBX20319
KF-90 XPO	9.0000	10.5000	.7500	3.470	L18VA900	KF090XPO	FPXF 900	CSXF090	NBX22819
KF-100 XPO	10.0000	11.5000	.7500	3.820	L18VA1000	KF100XPO	FPXF 1000	CSXF100	NBX25419
KF-110 XPO	11.0000	12.5000	.7500	4.170	L18VA1100	KF110XPO	FPXF 1100	CSXF110	NBX27919
KF-120 XPO	12.0000	13.5000	.7500	4.990	L18VA1200	KF120XPO	FPXF 1200	CSXF120	NBX30419
KF-140 XPO	14.0000	15.5000	.7500	5.760	L18VA1400	KF140XPO	FPXF 1400	CSXF140	NBX35519
KF-160 XPO	16.0000	17.5000	.7500	7.100	-	KF160XPO	FPXF 1600	-	NBX40619
KF-180 XPO	18.0000	19.5000	.7500	7.900	-	KF180XPO	FPXF 1800	-	-
KF-200 XPO	20.0000	21.5000	.7500	8.900	-	KF200XPO	FPXF 2000	-	-
KF-250 XPO	25.0000	26.5000	.7500	10.900	-	KF250XPO	FPXF 2500	-	-
KF-300 XPO	30.0000	31.5000	.7500	13.000	-	KF300XPO	FPXF 3000	-	-
KF-350 XPO	35.0000	36.5000	.7500	15.100	-	KF350XPO	FPXF 3500	-	-
KF-400 XPO	40.0000	41.5000	.7500	17.200	-	KF400XPO	FPXF 4000	-	-
KG-40 XPO	4.0000	6.0000	1.0000	3.600	-	KG040XPO	FPXG 400	CSXG040	NBX10125
KG-42 XPO	4.2500	6.2500	1.0000	3.800	-	KG042XPO	FPXG 404	CSXG042	NBX10725
KG-45 XPO	4.5000	6.5000	1.0000	4.000	L18WA408	KG045XPO	FPXG 408	CSXG045	NBX11425
KG-47 XPO	4.7500	6.7500	1.0000	4.100	L18WA412	KG047XPO	FPXG 412	CSXG047	NBX12025
KG-50 XPO	5.0000	7.0000	1.0000	4.300	L18WA500	KG050XPO	FPXG 500	CSXG050	NBX12725
KG-55 XPO	5.5000	7.5000	1.0000	4.700	L18WA508	KG055XPO	FPXG 508	CSXG055	NBX13925
KG-60 XPO	6.0000	8.0000	1.0000	5.100	L18WA600	KG060XPO	FPXG 600	CSXG060	NBX15225
KG-65 XPO	6.5000	8.5000	1.0000	5.400	L18WA608	KG065XPO	FPXG 608	CSXG065	NBX16525
KG-70 XPO	7.0000	9.0000	1.0000	5.800	L18WA700	KG070XPO	FPXG 700	CSXG070	NBX17725
KG-75 XPO	7.5000	9.5000	1.0000	6.100	L18WA708	KG075XPO	FPXG 708	CSXG075	NBX19025
KG-80 XPO	8.0000	10.0000	1.0000	6.500	L18WA800	KG080XPO	FPXG 800	CSXG080	NBX20325
KG-90 XPO	9.0000	11.0000	1.0000	7.200	L18WA900	KG090XPO	FPXG 900	CSXG090	NBX22825
KG-100 XPO	10.0000	12.0000	1.0000	7.900	L18WA1000	KG100XPO	FPXG 1000	CSXG100	NBX25425
KG-110 XPO	11.0000	13.0000	1.0000	8.600	L18WA1100	KG110XPO	FPXG 1100	CSXG110	NBX27925
KG-120 XPO	12.0000	14.0000	1.0000	9.300	L18WA1200	KG120XPO	FPXG 1200	CSXG120	NBX30425
KG-140 XPO	14.0000	16.0000	1.0000	10.800	L18WA1400	KG140XPO	FPXG 1400	CSXG140	NBX35525
KG-160 XPO	16.0000	18.0000	1.0000	12.300	L18WA1600	KG160XPO	FPXG 1600	CSXG162	NBX40625
KG-180 XPO	18.0000	20.0000	1.0000	13.700	L18WA1800	KG180XPO	FPXG 1800	CSXG180	NBX45725
KG-200 XPO	20.0000	22.0000	1.0000	18.800	L18WA2000	KG200XPO	FPXG 2000	CSXG200	NBX50825
KG-250 XPO	25.0000	27.0000	1.0000	19.500	L18WA2500	KG250XPO	FPXG 2500	CSXG250	NBX63525
KG-300 XPO	30.0000	32.0000	1.0000	23.300	L18WA3000	KG300XPO	FPXG 3000	CSXG300	NBX76225
KG-350 XPO	35.0000	37.0000	1.0000	27.100	L18WA3500	KG350XPO	FPXG 3500	CSXG350	NBX88925
KG-400 XPO	40.0000	42.0000	1.0000	30.800	L18WA4000	KG400XPO	FPXG 4000	CSXG400	NBX101625



FOUR POINT ANGULAR CONTACT BALL BEARINGS - THIN SECTION - TWO SEALS

Consolidated No.	Dimensions (Inch)			Approx. Wgt. (lbs.)	Interchange				
	d	D	B		FAG	KAYDON	SKF	INA	NSK
KU-40 XPO-2RS	4.0000	4.7500	.5000	.520	L18SG400.2RSD	JU040XPO	FPXU 400-2RS1	CSXU0402RS	NBX10112DD
KU-42 XPO-2RS	4.2500	5.0000	.5000	.550	L18SG404.2RSD	JU042XPO	FPXU 404-2RS1	-	NBX10712DD
KU-45 XPO-2RS	4.5000	5.2500	.5000	.580	L18SG408.2RSD	JU045XPO	FPXU 408-2RS1	CSXU0452RS	NBX11412DD
KU-47 XPO-2RS	4.7500	5.5000	.5000	.610	L18SG412.2RSD	JU047XPO	FPXU 412-2RS1	-	NBX12012DD
KU-50 XPO-2RS	5.0000	5.7500	.5000	.640	L18SG500.2RSD	JU050XPO	FPXU 500-2RS1	CSXU0502RS	NBX12712DD
KU-55 XPO-2RS	5.5000	6.2500	.5000	.770	L18SG508.2RSD	JU055XPO	FPXU 508-2RS1	CSXU0552RS	NBX13912DD
KU-60 XPO-2RS	6.0000	6.7500	.5000	.840	L18SG600.2RSD	JU060XPO	FPXU 600-2RS1	CSXU0602RS	NBX15212DD
KU-65 XPO-2RS	6.5000	7.2500	.5000	.910	L18SG608.2RSD	JU065XPO	FPXU 608-2RS1	CSXU0652RS	NBX16512DD
KU-70 XPO-2RS	7.0000	7.7500	.5000	.970	L18SG700.2RSD	JU070XPO	FPXU 700-2RS1	-	NBX17712DD
KU-75 XPO-2RS	7.5000	8.2500	.5000	1.040	L18SG708.2RSD	JU075XPO	FPXU 708-2RS1	CSXU0752RS	NBX19012DD
KU-80 XPO-2RS	8.0000	8.7500	.5000	1.100	L18SG800.2RSD	JU080XPO	FPXU 800-2RS1	CSXU0802RS	NBX20312DD
KU-90 XPO-2RS	9.0000	9.7500	.5000	1.230	L18SG900.2RSD	JU090XPO	FPXU 900-2RS1	CSXU0902RS	NBX22812DD
KU-100 XPO-2RS	10.0000	10.7500	.5000	1.360	L18SG1000.2RSD	JU100XPO	FPXU 1000-2RS1	CSXU1002RS	NBX25412DD
KU-110 XPO-2RS	11.0000	11.7500	.5000	1.490	L18SG1100.2RSD	JU110XPO	FPXU 1100-2RS1	CSXU1102RS	NBX27912DD
KU-120 XPO-2RS	12.0000	12.7500	.5000	1.620	L18SG1200.2RSD	JU120XPO	FPXU 1200-2RS1	-	NBX30412DD
KAA-10 XLO-2RS	1.0000	1.3750	.1875	.035	-	JHA10XLO	-	-	-
KAA-15 XLO-2RS	1.5000	1.8750	.1875	.052	-	JHA15XLO	-	-	-
KAA-17 XLO-2RS	1.7500	2.1250	.1875	.060	-	JHA17XLO	-	-	-
KA-20 XPO-2RS	2.0000	2.5000	.2500	.100	-	JA020XPO	-	-	-
KA-25 XPO-2RS	2.5000	3.0000	.2500	.120	-	JA025XPO	-	-	-
KA-30 XPO-2RS	3.0000	3.5000	.2500	.140	-	JA030XPO	-	-	-
KA-35 XPO-2RS	3.5000	4.0000	.2500	.170	-	JA035XPO	-	-	-
KA-40 XPO-2RS	4.0000	4.5000	.2500	.190	-	JA040XPO	-	-	-
KA-42 XPO-2RS	4.2500	4.7500	.2500	.200	-	JA042XPO	-	-	-
KA-45 XPO-2RS	4.5000	5.0000	.2500	.210	-	JA045XPO	-	-	-
KA-47 XPO-2RS	4.7500	5.2500	.2500	.220	-	JA047XPO	-	-	-
KA-50 XPO-2RS	5.0000	5.5000	.2500	.230	-	JA050XPO	-	-	-
KA-55 XPO-2RS	5.5000	6.0000	.2500	.250	-	JA055XPO	-	-	-
KA-60 XPO-2RS	6.0000	6.5000	.2500	.280	-	JA060XPO	-	-	-
KA-65 XPO-2RS	6.5000	7.0000	.2500	.300	-	JA065XPO	-	-	-
KB-20 XPO-2RS	2.0000	2.6250	.3125	.150	-	JB020XPO	-	-	-
KB-25 XPO-2RS	2.5000	3.1250	.3125	.190	-	JB025XPO	-	-	-
KB-30 XPO-2RS	3.0000	3.6250	.3125	.220	-	JB030XPO	-	-	-
KB-35 XPO-2RS	3.5000	4.1250	.3125	.270	-	JB035XPO	-	-	-
KB-40 XPO-2RS	4.0000	4.6250	.3125	.300	-	JB040XPO	-	-	-
KB-42 XPO-2RS	4.2500	4.8750	.3125	.310	-	JB042XPO	-	-	-
KB-45 XPO-2RS	4.5000	5.1250	.3125	.340	-	JB045XPO	-	-	-
KB-47 XPO-2RS	4.7500	5.3750	.3125	.350	-	JB047XPO	-	-	-
KB-50 XPO-2RS	5.0000	5.6250	.3125	.370	-	JB050XPO	-	-	-
KB-55 XPO-2RS	5.5000	6.1250	.3125	.400	-	JB055XPO	-	-	-
KB-60 XPO-2RS	6.0000	6.6250	.3125	.440	-	JB060XPO	-	-	-
KB-65 XPO-2RS	6.5000	7.1250	.3125	.470	-	JB065XPO	-	-	-
KG-120 XPO-2RS	12.0000	14.0000	1.0000	9.300	-	JG120XPO	-	-	-
KG-140 XPO-2RS	14.0000	16.0000	1.0000	10.800	-	JG140XPO	-	-	-
KG-160 XPO-2RS	16.0000	18.0000	1.0000	12.300	-	JG160XPO	-	-	-
KG-180 XPO-2RS	18.0000	20.0000	1.0000	13.700	-	JG180XPO	-	-	-
KG-200 XPO-2RS	20.0000	22.0000	1.0000	15.800	-	JG200XPO	-	-	-
KG-250 XPO-2RS	25.0000	27.0000	1.0000	19.500	-	JG250XPO	-	-	-
KG-300 XPO-2RS	30.0000	32.0000	1.0000	23.300	-	JG300XPO	-	-	-
KG-350 XPO-2RS	35.0000	37.0000	1.0000	27.100	-	JG350XPO	-	-	-
KG-400 XPO-2RS	40.0000	42.0000	1.0000	30.800	-	JG400XPO	-	-	-



Our Service Is...

Making our products readily available to you through a nationwide system of warehouses and sales offices. **Consolidated** is ready to fulfill your daily or long term requirements for bearings and related products. We offer the following:

Same Day Shipping Service - All orders that can be filled are shipped the same day they are received.

Emergency Shipment Service – Our staff is available to serve your requirements 24 hours a day, throughout the year including holidays. Emergency phone numbers are listed in our current price schedule.

Overseas Air Service – If stock is available, **Consolidated** will arrange airfreight shipments from our overseas suppliers. Shipments are normally delivered within 10 days.

Direct Phone Order Service – Your calls reach our order desks directly. No voice mail and no delays. WATS numbers for all warehouse locations are listed on the back page of our current price schedule.

Stock Availability Service – With our computerized inventory control system, we can provide you with an immediate answer concerning stock availability from all of our nine (9) warehouse locations. For items not available, precise delivery dates can usually be given.

Technical Service – Our engineering staff can provide you with up-to-date technical information regarding all types of bearing applications.

24-Hour Fax Service – Fax numbers for all warehouse locations are indicated on the back page of our current price schedule.

Bearing Modification Service – Our Cedar Knolls facility is equipped to modify cylindrical roller and needle bearings to various internal clearances – C/3, C/4, W/23, C/5 or custom clearances to meet your special requirements.