


Deep Groove Ball Bearings



Product Reference & Interchange Catalog

CATALOG
2008



CONSOLIDATED BEARINGS COMPANY

Ten Wing Drive, Cedar Knolls, New Jersey 07927-1099

Tel: (973) 539-8300

Toll Free: 1-877-CON-BRG4

Fax: (973) 539-5902

(266-2744)

E-mail: sales@consbrgs.com Web Site: www.consbrgs.com

The contents of this catalog are the copyright of the publisher and may not be reproduced (including extracts) unless permission is granted in writing by Consolidated Bearings Company, Cedar Knolls, New Jersey. Every care has been taken to ensure the accuracy of the data contained in this catalog. No liability can be accepted for any errors, omissions or manufacturing design changes.

Price per copy - \$75.00

© Copyright 2008, Consolidated Bearings Co.



About the Company...

Consolidated Bearings Company, founded in 1932 by William F. Meerwarth, was originally established as a bearing rebuilder and manufacturer. In 1934 **Consolidated** obtained the exclusive contract to represent the SRO Ball Bearing Company of Zürich, Switzerland for sales of its products in the United States.

During World War II, when importing from Europe became non-existent, **Consolidated** concentrated its efforts in its Bearing Rebuilding Division. This Division added many valuable contributions to the War Effort in repairing and rebuilding worn bearings on an emergency basis. For their efforts, **Consolidated** earned the Army/Navy "E" Award.

Soon after the war, **Consolidated** reactivated its Import Division by representing several major European bearing manufacturers. Selling exclusively to Bearing Distributors and OEM Accounts, **Consolidated** established a network of sales offices and district warehouses throughout the United States to provide prompt and efficient service to all its customers.

In 1969, **Consolidated** built and moved to its present location in Cedar Knolls, New Jersey, a suburb West of New York City. Since then, **Consolidated** has twice increased the size of its facilities to keep up with its expanding product line. The most recent enlargement added another 125,000 square feet of warehouse space.

Consolidated is constantly looking at new products and new technologies to meet the future needs of its customers. The goal at **Consolidated** is to provide its customers with the most reliable service possible.

Abbreviations / Brands - Manufacturers

The following is a list of abbreviation/brands we have used in this catalog to identify the manufacturers and their respective country of origin.

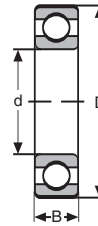
BRAND	MANUFACTURER
ADR	Les Applications du Roulement - Div. of SKF Europe - France
AETNA	Aetna Bearing Co. - U.S.A.
AMERICAN	American Roller Bearing Co. - U.S.A.
ANDREWS	Andrews Bearing Corp. – Subs. of MPB Corp. – U.S.A.
AURORA	Aurora Bearing Co. – U.S.A.
BAL	Emil Baltzer - Germany
4 BARDEN	The Barden Corp. - Div. of Industrierwerk Schaeffler-Germany & USA.
BCA	BCA Bearing Div. - Federal Mogul - U.S.A.
BERLISS	Berliss Bearing Co. - U.S.A.
BOWER	Bower Bearing Div. - Federal Mogul - U.S.A.
CFW	Carl Freudenberg - Germany
CORLETT-TURNER	Corlett-Turner Co. - U.S.A.
ELGES	Helmut Elges GmbH - Germany
3 FAF	Fafnir Bearing - Div. of The Torrington Co. - U.S.A.- Subsidiary of Timken Bearing Co.
4 FAG	FAG Kugelfischer Georg Schafer & Co. - Germany and U.S.A. Subs. of Industrierwerk Schaeffler-Germany & USA.
FBC	Fafnir Bearing Co. Ltd. - England
FED/Schatz	Schatz Federal Bearing Co. Inc. - U.S.A.
GOETZE	Goetzewerka - Germany
HEIM	Heim Bearings Div. – Roller Bearing Co. of America – U.S.A.
1 HOFF	Hoffmann Manufacturing Co. - U.S.A. - England
HYATT	New Departure Hyatt - Hyatt Bearings Div. - U.S.A.
INA	Industrierwerk Schaeffler - Germany & U.S.A.
ISC	Ishii Steel Ball Co. Ltd. – Div. of Genbearco International Corp. - Japan
KACO	Kupfer-Asbest Co. - Germany
KAYDON	Kaydon Corp. - U.S.A.
McGILL	McGill Manufacturing Co. - U.S.A.
MRC	MRC Bearings - Div. of SKF Industries - U.S.A.
NACHI	Nachi-Fujikoshi Corp. - Japan
NADELLA	Nadella Societe Anoyma - France
ND	New Departure Hyatt - U.S.A.
2 NH	Norma Hoffmann Bearing Corporation - U.S.A.
NICE	Nice Ball Bearing Co. - Div. SKF Industries - U.S.A.
NMB	Nippon Miniature Bearing Co. Ltd. – Japan
NSK	NSK Bearing Corp. - Japan
NTN	NTN-Toyo Bearing Co. Ltd. - Japan
RBC	Roller Bearing Co. of America - U.S.A.
RHP	Ransome Hoffmann Pollard Ltd. - England
1 R&M	Ransome & Marles Bearing Co. Ltd - England
RIV	RIV - SKF - Italy
RMB	Landis & Gyr, Inc. - U.S.A.
ROLLWAY	Rollway Bearing Div. - Lipe-Rollway Corp. - U.S.A.
SEALMASTER	Sealmaster Bearing Div. - Emerson Electric - U.S.A.
SKF	SKF Industries - U.S.A, Sweden, England, Germany, France
SMITH	Smith Bearing Co. - U.S.A.
SNR	Societe Nouvelle de Roulements - France
SPHERCO	Spherco Bearing Div. – Emerson Electric – U.S.A.
2 SRO	J. Schmid-Roost Ltd. - Switzerland
STAR	Deutsche Star Kugelhalter GmbH - Germany
STEYR	Steyr-Walzlager GmbH - Subs. of SKF Industries - Austria
THOMSON	Thomson Industries Inc. - U.S.A.
TORRINGTON	The Torrington Company - U.S.A.- Subsidiary of Timken Bearing Co.

¹ These manufacturers have been reorganized to form RHP - Ransome Hoffmann Pollard Ltd.

² These manufacturers have been repurchased by FAG. Therefore, these brands are no longer in use.

³ These manufacturers have been reorganized to form a subsidiary of Timken Bearing Co

⁴ These manufacturers have been reorganized to form a division of Industrierwerk Schaeffler-Germany & USA.



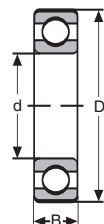
Open

DEEP GROOVE BALL BEARINGS - MINIATURE

Consolidated No.	(Old No.)	Dimensions (Metric)			Approx. Wgt. (lbs.)	Interchange						
		d	D	B		ADR	ISC	Nachi	NMB	NTN	RMB	SKF
681	AX-1	1	3	1	.0001	AX-1	681	-	L-310	681	UL103	AX-1
MR-31X	-	1	3	1.5	.0001	-	MR31	-	L-310W51	-	-	-
691	-	1	4	1.6	.0001	-	691	-	-	691	-	-
MR-41/1.2	-	1.2	4	1.8	.0001	-	MR41X	-	R-412	BC1.2-4	-	-
68/1.5	AX-1.5	1.5	4	1.2	.0001	AX-1.5	681X	015M04	L-415	68/1.5	UL154	AX-1.5
X-1.5	-	1.5	5	1.7	.0004	X-1.5	-	-	-	-	-	X-1.5
69/1.5	-	1.5	5	2	.0004	619/1.5	691X	015M05	R-515	69/1.5	R1550	619/1.5
60/1.5	-	1.5	6	2.5	.0005	-	601X	015M06	R-615	60/1.5	-	-
672	-	2	4	1.2	.0002	-	-	-	-	672	-	-
682	BX-2	2	5	1.5	.0002	BX-2	682	682	L-520	682	UL205	BX-2
MR-52X	-	2	5	2	.0004	-	MR52	2M05	L-520W02	BC2-5	-	-
692	AX-2	2	6	2.3	.0006	AX-2	692	692	R-620	692	R2060	AX-2
MR-62	-	2	6	2.5	.0006	-	MR62	2M06	R-620W52	BC2-6	-	-
MR-72X	-	2	7	2.5	.0008	-	MR72	2M07	R-720Y52	BC2-7	-	-
602	-	2	7	2.8	.0008	-	602	602	R-720	602	-	-
67/2.5	-	2.5	5	1.5	.0004	-	-	-	-	67/2.5	-	-
68/2.5	AX-2.5	2.5	6	1.8	.0005	AX-2.5	682X	68/2.5	L-625	68/2.5	UL256	AX-2.5
69/2.5	X-2.5	2.5	7	2.5	.0011	X-2.5	692X	69/2.5	R-725	69/2.5	R2570	X-2.5
MR-82/2.5	-	2.5	8	2.5	.0011	-	MR82X	025M08	R-825Y52	BC2.5-8	-	-
60/2.5	-	2.5	8	2.8	.0011	-	602X	60/2.5	R-825	60/2.5	R2580	-
673	MR-63	3	6	2	.0006	-	MR63	3M06	L-630	673	-	-
683	AX-3	3	7	2	.0008	AX-3	-	683	L-730	683	UL307	AX-3
638/3	-	3	7	3	.0008	-	-	-	-	-	-	-
MR-83	X-3	3	8	2.5	.0020	X3	MR83	3M08	R-830Y52	BC3-8	-	X3
693	619/3	3	8	3	.0020	619/3	693	693	R-830	693	-	619/3
639/3	-	3	8	4	.0020	-	-	-	-	-	-	-
MR-93	-	3	9	2.5	.0020	-	MR93	3M09	R-930Y52	BC3-9	-	-
603	-	3	9	3	.0030	-	603	603	R-930	603	-	-
623	EL-3	3	10	4	.0040	623	623	623	R-1030	623	R3100	623
633	-	3	13	5	.0060	-	633	633	-	633	-	-
674	MR-74	4	7	2	.0010	-	MR74	4M07	L-740	674	-	-
MR-84	-	4	8	2	.0020	-	MR84	4M08	L-840	BC4-8	-	-
684	618/4	4	9	2.5	.0020	AX-4	684	684	618/4	684	UL409	618/4
638/4	-	4	9	4	.0030	-	-	-	-	-	-	-
MR-104	X-4	4	10	3	.0020	X4	MR104	4M10	L-1040	BC4-10	-	X4
694	619/4	4	11	4	.0037	AY4	694	694	R-1140	694	R4110(X)	619/4
604	-	4	12	4	.0037	604	604	604	R-1240	604	-	604
624	EL-4	4	13	5	.0070	624	624	624	R-1340	624	R4130	624
634	R-4	4	16	5	.0120	634	634	634	R-1640	634	R4160	634
675	-	5	8	2	.0025	-	MR85	5M08	L-850	675	-	-

NOTE:

1.) Also available in ABEC #3, #5 and #7 precision. Consult factory for availability.



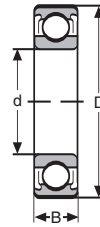
Open

DEEP GROOVE BALL BEARINGS - MINIATURE

Consolidated No.	(Old No.)	Dimensions (Metric)			Approx. Wgt. (lbs.)	Interchange						
		d	D	B		ADR	ISC	Nachi	NMB	NTN	RMB	SKF
MR-95	-	5	9	2.5	.0020	-	MR95	5M09	L-950	BC5-9	-	-
MR-105	-	5	10	3	.0020	-	MR105	5M10	L-1050	BC5-10	-	-
685	618/5	5	11	3	.0020	X-5	685	685	L-1150	685	UL511	618/5
638/5	-	5	11	5	.0030	-	-	-	-	-	-	-
695	619/5	5	13	4	.0040	AY-5	695	695	R-1350	695	R5130(X)	619/5
605	-	5	14	5	.0050	-	605	605	R-1450	605	-	-
625	EL-5	5	16	5	.0120	625	625	625	R-1650	625	R5160	625
635	R-5	5	19	6	.0200	635	635	635	R-1950	635	R5190	635
676	-	6	10	2.5	.0020	-	MR106	6M10	L-1060	676	-	-
MR-126	X-6	6	12	3	.0060	X-6	MR126	6M12	L-1260	BC6-12	-	X-6
686	618/6	6	13	3.5	.0060	AX-6	686	686	L-1360	686	UL613	618/6
628/6	-	6	13	5	.0060	-	-	-	-	-	-	-
696	619/6	6	15	5	.0090	AY-6	696	696	R-1560	696	R6150X	619/6
606	-	6	17	6	.0040	-	606	606	R-1760	606	-	-
626	EL-6	6	19	6	.0190	626	-	626	R-1960	626	R6190	626
636	-	6	22	7	.0250	-	-	636	-	-	-	-
677	-	7	11	2.5	.0070	-	MR117	7M11	L-1170	677	-	-
MR-137	-	7	13	3	.0040	-	MR137	7M13	L-1370	BC7-13	-	-
687	618/7	7	14	3.5	.0040	AX-7	687	687	L-1470	687	UL714	618/7
X-7	-	7	14	4	.0040	X-7	-	-	-	-	-	X-7
628/7	-	7	14	5	.0060	-	-	-	-	-	-	-
697	619/7	7	17	5	.0110	AY-7	697	697	-	697	-	619/7
607	EL-7	7	19	6	.0180	607	-	607	R-1970	607	R7190	607
627	R-7	7	22	7	.0290	627	-	627	R-2270	627	R7220	627
637	-	7	26	9	.0530	-	-	637	-	-	-	-
678	-	8	12	2.5	.0050	-	MR128	8M12	L-1280	678	-	-
MR-148	-	8	14	3.5	.0060	-	MR148	8M14	L-1480	BC8-14	-	-
688	618/8	8	16	4	.0067	X-8	688	688	L-1680	688	UL816	618/8
628/8	-	8	16	5	.0080	-	-	-	-	-	-	-
638/8	-	8	16	6	.0093	-	-	-	-	-	-	-
698	619/8	8	19	6	.0150	AY-8	698	698	-	698	-	619/8
X-117	-	8	22	6	.0200	-	-	-	-	-	-	-
608	EL-8	8	22	7	.0280	608	-	608	R-2280	608	R8220	608
628	-	8	24	8	.0350	-	-	628	-	628	-	628
638	-	8	28	9	.0500	-	-	638	-	-	-	-
679	-	9	14	3	.0100	-	-	-	-	679	-	-
689	618/9	9	17	4	.0120	X-9	689	689	L-1790	689	UL917	618/9
628/9	-	9	17	5	.0128	-	-	-	-	-	-	-
638/9	-	9	17	6	.0133	-	-	-	-	-	-	-
699	619/9	9	20	6	.0200	AY-9	699	699	L-2090	699	-	619/9
609	EL-9	9	24	7	.0330	609	-	609	-	609	-	609
629	R-9	9	26	8	.0440	629	-	629	R-2690	629	-	629
639	-	9	30	10	.0750	-	-	639	-	-	-	-

NOTE:

1.) Also available in ABEC #3, #5 and #7 precision. Consult factory for availability.



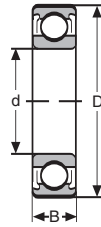
Two Shields
ZZ

DEEP GROOVE BALL BEARINGS - TWO SHIELDS - MINIATURE

Consolidated No.	(Old No.)	Dimensions (Metric)			Approx. Wgt. (lbs.)	Interchange						
		d	D	B		ADR	ISC	Nachi	NMB	NTN	RMB	SKF
681-ZZ	-	1	3	1.5	.0001	-	-	-	-	W681ZZA	-	-
691-ZZ	-	1	4	2.3	.0001	-	-	-	-	W691ZZA	-	-
MR-41/1.2-ZZ	MR-41X-ZZ	1.2	4	2.5	.0001	-	-	-	-	-	-	-
68/1.5-ZZ	AX-1.5-ZZ	1.5	4	2	.0001	AX1.5ZZ	681XZZS	015M04ZZ	-	W68/1.5ZZA	-	AX1.5ZZ
69/1.5-ZZ	-	1.5	5	2.6	.0004	X1.5ZZ	691XZZS	015M05ZZ	R-515ZZ	W69/1.5ZZA	-	X1.5ZZ
60/1.5-ZZ	-	1.5	6	3	.0005	-	601XZZS	015M06ZZ	R-615ZZ	W60/1.5ZZA	-	-
672-ZZ	-	2	4	2	.0002	-	-	-	-	W672ZZA	-	-
682-ZZ	BX-2-ZZ	2	5	2.3	.0004	BX2ZZ	682ZZS	682ZZ	L-520ZZ	W682ZZA	-	BX2ZZ
MR-52-ZZ	-	2	5	2.5	.0004	-	MR52ZZS	2M05ZZ	L-520ZZW02	WBC2-5ZZA	-	-
692-ZZ	AX-2-ZZ	2	6	3	.0006	AX2ZZ	692ZZS	692ZZ	R-620ZZ	W692ZZA	-	AX2ZZ
MR-62-ZZ	-	2	6	2.5	.0005	-	-	2M06ZZ	R-620ZZY52	-	-	-
MR-72-ZZ	-	2	7	3	.0006	-	MR72ZZS	2M07ZZ	R-720ZZY03	WBC2-7ZZA	-	-
602-ZZ	-	2	7	3.5	.0008	-	602ZZS	602ZZ	R-720ZZ	W602ZZA	-	-
67/2.5-ZZ	-	2.5	5	2.3	.0004	-	-	-	-	W67/2.5ZZA	-	-
68/2.5-ZZ	-	2.5	6	2.6	.0005	AX2.5ZZ	682XZZS	68/2.5ZZ	L-625ZZ	W68/2.5ZZA	-	AX2.5ZZ
X-2.5-ZZ	-	2.5	7	3	.0005	X2.5ZZ	-	-	-	WBC2.5-7ZZA	-	X2.5ZZ
69/2.5-ZZ	-	2.5	7	3.5	.0008	-	692XZZS	69/2.5ZZ	R-725ZZ	W69/2.5ZZA	-	-
60/2.5-ZZ	-	2.5	8	4	.0015	-	602XZZS	60/2.5ZZ	R-825ZZ	W60/2.5ZZA	-	-
673-ZZ	MR-63-ZZ	3	6	2.5	.0006	-	MR63ZZS	3M06ZZ	L-630ZZ	W673ZZA	-	-
683-ZZ	638/3-ZZ	3	7	3	.0008	AX3ZZ	683ZZS	683ZZ	L-730ZZ	W683ZZA	ULZ307	AX3ZZ
MR-83-ZZ	X-3-ZZ	3	8	3	.0020	X3ZZ	-	-	-	-	-	X3ZZ
693-ZZ	639/3-ZZ	3	8	4	.0020	-	693ZZS	693ZZ	R-830ZZ	W693ZZA	-	-
MR-93-ZZ	-	3	9	4	.0025	-	MR93ZZS	3M09ZZ	R-930ZZY04	WBC3-9ZZA	-	-
603-ZZ	-	3	9	5	.0035	-	-	603ZZ	R-930ZZ	W603ZZA	-	-
623-ZZ	EL-3-ZZ	3	10	4	.0040	623ZZ	623ZZS	623ZZ	R-1030ZZ	623ZZA	RF310	623ZZ
633-ZZ	-	3	13	5	.0060	-	633ZZ	633ZZ	-	633ZZA	-	-
674-ZZ	MR-74-ZZ	4	7	2.5	.0010	-	MR74ZZS	4M07ZZ	L-740ZZ	W674ZZA	-	-
MR-84-ZZ	-	4	8	3	.0020	-	MR84ZZS	4M08ZZ	L-840ZZ	WBC4-8ZZA	-	-
AX-4-ZZ	618/4-ZZ	4	9	3.5	.0025	AX4ZZ	-	-	-	-	-	628/4ZZ
684-ZZ	638/4-ZZ	4	9	4	.0030	638/4ZZ	684ZZS	684ZZ	L-940ZZ	W684ZZA	ULZ409	638/4ZZ
MR-104-ZZ	X-4-ZZ	4	10	4	.0035	X4ZZ	MR104ZZS	4M10ZZ	L-1040ZZ	WBC4-10ZZA	-	X4ZZ
694-ZZ	619/4-ZZ	4	11	4	.0037	AY4ZZ	694ZZS	694ZZ	R-1140ZZ	694ZZA	RV411(X)	619/4ZZ
604-ZZ	-	4	12	4	.0037	604ZZ	604ZZS	604ZZ	R-1240ZZ	604ZZ	-	604ZZ
624-ZZ	EL-4-ZZ	4	13	5	.0070	624ZZ	624ZZ	624ZZ	R-1340ZZ	624ZZ	RF413	624ZZ
634-ZZ	R-4-ZZ	4	16	5	.0120	634ZZ	634ZZ	634ZZ	R-1640ZZ	634ZZ	RV416	634ZZ
675-ZZ	-	5	8	2.5	.0025	-	MR85ZZS	5M08ZZ	L-850ZZ	W675ZZA	-	-
MR-95-ZZ	-	5	9	3	.0030	-	MR95ZZS	5M09ZZ	L-950ZZ	WBC5-9ZZA	-	-
MR-105-ZZ	-	5	10	4	.0035	-	MR105ZZS	5M10ZZ	L-1050ZZ	WBC5-10ZZA	-	-
MR-115-ZZ	618/5-ZZ	5	11	4	.0035	X5ZZ	-	-	-	WBC5-11ZZA	-	628/5ZZ
685-ZZ	638/5-ZZ	5	11	5	.0040	-	685ZZS	685ZZ	L-1150ZZ	W685ZZA	ULZ511	638/5ZZ

NOTE:

1.) Also available with one shield - suffix "Z". No change in width dimensions.



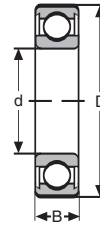
Two Shields
ZZ

DEEP GROOVE BALL BEARINGS - TWO SHIELDS - MINIATURE

Consolidated No.	(Old No.)	Dimensions (Metric)			Approx. Wgt. (lbs.)	Interchange						
		d	D	B		ADR	ISC	Nachi	NMB	NTN	RMB	SKF
695-ZZ	619/5-ZZ	5	13	4	.0054	AY5ZZ	695ZZS	695ZZ	R-1350ZZ	695ZZ	RV513(X)	619/5ZZ
605-ZZ	-	5	14	5	.0054	-	605ZZS	605ZZ	R-1450ZZ	605ZZ	-	-
625-ZZ	EL-5-ZZ	5	16	5	.0129	625ZZ	625ZZ	625ZZ	R-1650ZZ	625ZZ	RV516	625ZZ
635-ZZ	R-5-ZZ	5	19	6	.0200	635ZZ	635ZZ	635ZZ	R-1950ZZ	635ZZ	RV519	635ZZ
676-ZZ	-	6	10	3	.0030	-	MR106ZZS	6M10ZZ	L-1060ZZ	-	-	-
MR-126-ZZ	X-6-ZZ	6	12	4	.0060	X6ZZ	MR126ZZS	6M12ZZ	L-1260ZZ	WBC6-12ZZA	-	X6ZZ
AX-6-ZZ	-	6	13	4.5	.0051	AX6ZZ	-	-	-	-	-	AX6ZZ
686-ZZ	628/6-ZZ	6	13	5	.0050	628/6ZZ	686ZZS	686ZZ	L-1360ZZ	W686ZZA	ULZ613	628/6ZZ
696-ZZ	619/6-ZZ	6	15	5	.0086	AY6ZZ	696ZZ	696ZZ	R-1560ZZ	696ZZ	RV615(X)	619/6ZZ
606-ZZ	-	6	17	6	.0089	-	606ZZS	606ZZ	R-1760ZZ	606ZZ	-	-
626-ZZ	EL-6-ZZ	6	19	6	.0219	626ZZ	-	626ZZ	R-1960ZZ	626ZZ	RV619	626ZZ
636-ZZ	-	6	22	7	.0300	-	-	636ZZ	-	-	-	-
677-ZZ	-	7	11	3	.0080	-	MR117ZZS	7M11ZZ	L-1170ZZ	-	-	-
MR-137-ZZ	-	7	13	4	.0044	-	MR137ZZS	7M13ZZ	L-1370ZZ	WBC7-13ZZA	-	-
687-ZZ	628/7-ZZ	7	14	5	.0064	AX7ZZ	687ZZS	687ZZ	L-1470ZZ	W687ZZA	ULZ714	628/7ZZ
697-ZZ	619/7-ZZ	7	17	5	.0108	AY7ZZ	-	697ZZ	-	-	-	619/7ZZ
607-ZZ	EL-7-ZZ	7	19	6	.0200	607ZZ	-	607ZZ	R-1970ZZ	607ZZ	RV719	607ZZ
627-ZZ	R-7-ZZ	7	22	7	.0259	627ZZ	-	627ZZ	R-2270ZZ	627ZZ	RV722	627ZZ
637-ZZ	-	7	26	9	.0529	-	-	637ZZ	-	-	-	-
678-ZZ	-	8	12	3.5	.0060	-	MR128ZZS	8M12ZZ	L-1280ZZ	W678ZZA	-	-
MR-148-ZZ	-	8	14	4	.0070	-	MR148ZZS	8M14ZZ	L-1480ZZ	WBC8-14ZZA	-	-
688-ZZ	628/8-ZZ	8	16	5	.0089	X8ZZ	688ZZS	688ZZ	L-1680ZZ	W688ZZA	-	628/8ZZ
638/8-ZZ	-	8	16	6	.0089	638/8ZZ	-	-	-	-	ULZ816	638/8ZZ
698-ZZ	619/8-ZZ	8	19	6	.0155	AY8ZZ	-	698ZZ	-	698ZZ	-	619/8ZZ
608-ZZ	EL-8-ZZ	8	22	7	.0330	608ZZ	-	60ZZ	R-2280ZZ	608ZZ	RV822	608ZZ
628-ZZ	-	8	24	8	.0375	-	-	628ZZ	-	628ZZ	-	628ZZ
638-ZZ	-	8	28	9	.0600	-	-	638ZZ	-	-	-	638ZZ
679-ZZ	-	9	14	4.5	.0100	-	-	-	-	W679ZZA	-	-
689-ZZ	628/9-ZZ	9	17	5	.0150	X9ZZ	-	689ZZ	L-1790ZZ	W689ZZA	-	628/9ZZ
638/9-ZZ	-	9	17	6	.0150	-	-	-	-	-	-	-
699-ZZ	619/9-ZZ	9	20	6	.0168	AY9ZZ	-	699ZZ	L-2090ZZ	699ZZ	-	619/9ZZ
609-ZZ	EL-9-ZZ	9	24	7	.0330	609ZZ	-	609ZZ	-	609ZZ	-	609ZZ
629-ZZ	R-9-ZZ	9	26	8	.0439	629ZZ	-	629ZZ	R-2690ZZ	629ZZ	-	629ZZ
639-ZZ	-	9	30	10	.0750	-	-	639ZZ	-	-	-	-

NOTE:

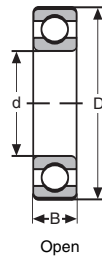
1.) Also available with one shield - suffix "Z". No change in width dimensions.



Two Seals
2RS

DEEP GROOVE BALL BEARINGS - TWO SEALS - MINIATURE

Consolidated No.	(Old No.)	Dimensions (Metric)			Approx. Wgt. (lbs.)	Interchange						
		d	D	B		ADR	ISC	Nachi	NMB	NTN	RMB	SKF
683-2RS	638/3-2RS	3	7	3	.0020	-	-	-	-	-	-	-
693-2RS	639/3-2RS	3	8	4	.0020	-	-	-	-	-	-	-
623-2RS	EL-3-2RS	3	10	4	.0040	-	-	-	-	623LLU	-	623-2RS1
684-2RS	638/4-2RS	4	9	4	.0030	-	-	-	-	-	-	-
694-2RS	619/4-2RS	4	11	4	.0030	-	-	-	-	-	-	-
604-2RS	-	4	12	4	.0030	-	-	-	-	-	-	-
624-2RS	EL-4-2RS	4	13	5	.0089	-	-	-	-	624LLU	-	-
634-2RS	R-4-2RS	4	16	5	.0109	-	-	-	-	634LLU	-	634-2RS1
685-2RS	638/5-2RS	5	11	5	.0040	-	-	-	-	-	-	-
695-2RS	619/5-2RS	5	13	4	.0054	-	-	-	-	-	-	-
605-2RS	-	5	14	5	.0060	-	-	-	-	605LLU	-	-
625-2RS	EL-5-2RS	5	16	5	.0129	-	-	-	-	625LLU	-	-
635-2RS	R-5-2RS	5	19	6	.0200	-	-	635-2NSL	-	635LLU	-	635-2RS1
686-2RS	628/6-2RS	6	13	5	.0050	-	-	-	-	-	-	-
696-2RS	619/6-2RS	6	15	5	.0086	-	-	696-2NSL	-	-	-	-
606-2RS	-	6	17	6	.0060	-	-	606-2NSL	-	606LLU	-	-
626-2RS	EL-6-2RS	6	19	6	.0219	626-2RS1	-	626-2NSL	-	626LLU	-	626-2RS1
636-2RS	-	6	22	7	.0290	-	-	636-2NSL	-	-	-	-
687-2RS	628/7-2RS	7	14	5	.0064	-	-	-	-	-	-	-
697-2RS	619/7-2RS	7	17	5	.0108	-	-	697-2NSL	-	-	-	-
607-2RS	EL-7-2RS	7	19	6	.0200	607-2RS1	-	607-2NSL	-	607LLU	-	607-2RS1
627-2RS	R-7-2RS	7	22	7	.0259	627-2RS1	-	627-2NSL	-	627LLU	-	627-2RS1
637-2RS	-	7	26	9	.0529	-	-	637-2NSL	-	-	-	-
688-2RS	628/8-2RS	8	16	5	.0082	-	-	-	-	-	-	628/8-2RS1
638/8-2RS	-	8	16	6	.0089	-	-	-	-	-	-	-
698-2RS	619/8-2RS	8	19	6	.0155	-	-	698-2NSL	-	-	-	619/8-2RS1
608-2RS	EL-8-2RS	8	22	7	.0330	608-2RS1	-	608-2NSL	-	608LLU	-	608-2RS1
628-2RS	-	8	24	8	.0420	-	-	628-2NSL	-	628LLU	-	628-2RS1
638-2RS	-	8	28	9	.0600	-	-	638-2NSL	-	-	-	-
689-2RS	628/9-2RS	9	17	5	.0088	-	-	-	-	-	-	628/9-2RS1
638/9-2RS	-	9	17	6	.0089	-	-	-	-	-	-	-
699-2RS	619/9-2RS	9	20	6	.0168	-	-	699-2NSL	-	-	-	-
609-2RS	EL-9-2RS	9	24	7	.0330	609-2RS1	-	609-2NSL	-	609LLU	-	609-2RS1
629-2RS	R-9-2RS	9	26	8	.0439	629-2RS1	-	629-2NSL	-	629LLU	-	629-2RS1
639-2RS	-	9	30	10	.0750	-	-	639-2NSL	-	-	-	-

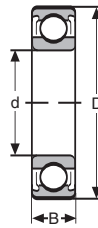


DEEP GROOVE BALL BEARINGS - STAINLESS STEEL - MINIATURE

Consolidated No.	Dimensions (Metric)			Approx. Wgt. (lbs)	Interchange					
	d	D	B		ADR	ISC	NMB	NTN	RMB	SKF
SS681	1	3	1	.0010	-	-	-	-	-	W618/1
SS682	2	5	1.5	.0010	-	682h	SSL-520	F682	-	-
SS692	2	6	2.3	.0010	-	692h	SSR-620	F692	-	-
SS673	3	6	2	.0010	-	MR63h	SSL-630	F673	-	-
SS637/3	3	6	3	.0010	-	-	-	-	-	W637/3
SS683	3	7	2	.0010	-	-	SSL-730	F683	-	-
SS693	3	8	3	.0020	-	693h	SSR-830	F693	-	-
SS603	3	9	3	.0030	-	603h	SSR-930	F603	-	-
SS623	3	10	4	.0040	W623	623h	SSR-1030	F623	-	W623
SS633	3	13	5	.0060	-	633h	-	F633	-	-
SS674	4	7	2	.0010	-	MR74h	SSL-740	F674	-	-
SS684	4	9	2.5	.0020	-	684h	SSL-840	F684	-	W618/4
SS694	4	11	4	.0040	WAY4	694h	SSR-1140	F694	-	W619/4
SS604	4	12	4	.0040	W604	604h	SSR-1240	F604	-	W604
SS624	4	13	5	.0070	W624	624h	SSR-1340	F624	-	W624
SS634	4	16	5	.0120	W634	634h	SSR-1640	F634	-	-
SS685	5	11	3	.0020	-	685h	SSL-1150	F685	-	W618/5
SS695	5	13	4	.0040	WAY5	695h	SSR-1350	F695	-	W619/5
SS605	5	14	5	.0050	-	605h	SSR-1450	F605	-	-
SS625	5	16	5	.0120	W625	625h	SSR-1650	F625	-	W625
SS635	5	19	6	.0200	W635	635h	SSR-1950	F635	-	-
SS676	6	10	2.5	.0020	-	676h	SSL-1060	F676	-	-
SS686	6	13	3.5	.0060	-	686h	SSL-1360	F686	-	W618/6
SS696	6	15	5	.0090	WAY6	696h	SSR-1560	F696	-	W619/6
SS606	6	17	6	.0040	-	606h	SSR-1760	F606	-	-
SS626	6	19	6	.0190	W626	626h	SSR-1960	F626	-	W626
SS636	6	22	7	.0250	-	-	-	-	-	-
SS677	7	11	2.5	.0070	-	677h	SSL-1170	F677	-	-
SS687	7	14	3.5	.0040	-	687h	SSL-1470	F687	-	-
SS697	7	17	5	.0110	WAY7	697h	-	F697	-	W619/7
SS607	7	19	6	.0180	W607	607h	SSR-1970	F607	-	W607
SS627	7	22	7	.0290	W627	627h	SSR-2270	F627	-	W627
SS678	8	12	2.5	.0050	-	678h	SSL-1280	F678	-	-
SS688	8	16	4	.0070	-	688h	SSL-1680	F688	UL816X	W618/8
SS638/8	8	16	6	.0090	-	-	-	-	-	-
SS698	8	19	6	.0150	WAY8	698h	-	F698	-	W619/8
SS608	8	22	7	.0280	W608	608h	SSR-2280	F608	-	W608
SS628	8	24	8	.0350	-	628h	-	F628	-	-
SS638	8	28	9	.0500	-	-	-	-	-	-
SS689	9	17	4	.0120	-	689h	SSL-1790	F689	-	W618/9
SS699	9	20	6	.0200	WAY9	699h	SSL-2090	F699	-	W619/9
SS609	9	24	7	.0330	W609	609h	-	F609	-	W609
SS629	9	26	8	.0440	-	629h	SSR-2690	F629	-	W629

NOTE:

- 1.) Outer races, inner races and balls are manufactured from 440C or equivalent stainless steel. They are through hardened to a hardness of 55-57RC.
- 2.) The cages are manufactured from 304 or equivalent stainless steel.



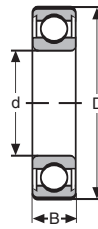
Two Shields
ZZ

DEEP GROOVE BALL BEARINGS - TWO SHIELDS - STAINLESS STEEL - MINIATURE

Consolidated No.	Dimensions (Metric)			Approx. Wgt. (lbs)	Interchange					
	d	D	B		ADR	ISC	NMB	NTN	RMB	SKF
SS68/1.5-ZZ	1.5	4	2	.0010	-	-	-	-	-	W638/1.5-ZZ
SS682-ZZ	2	5	2.3	.0010	-	682hZZS	SSL-520ZZ	FW682ZZA	-	W638/2-ZZ
SS692-ZZ	2	6	3	.0010	-	692hZZS	SSR-620ZZ	FW692ZZA	-	W639/2-ZZ
SS673-ZZ	3	6	2.5	.0010	-	MR63hZZS	SSL-630ZZ	FW673ZZA	-	-
SS637/3-ZZ	3	6	3	.0010	-	-	-	-	-	W637/3-ZZ
SS683-ZZ	3	7	3	.0010	-	683hZZS	SSL-730ZZ	FW683ZZA	-	W638/3-ZZ
SS619/3-ZZ	3	8	3	.0010	-	-	-	-	-	W619/3-ZZ
SS693-ZZ	3	8	4	.0020	-	693hZZS	SSR-830ZZ	FW693ZZA	-	W639/3-ZZ
SS603-ZZ	3	9	5	.0040	-	-	SSR-930ZZ	FW603ZZA	-	-
SS623-ZZ	3	10	4	.0050	W623ZZ	623hZZS	SSR-1030ZZ	F623ZZ	-	W623ZZ
SS674-ZZ	4	7	2.5	.0010	-	MR74hZZS	SSL-740ZZ	FW674ZZA	-	-
SSAX-4-ZZ	4	9	3.5	.0030	-	-	-	-	-	W628/4-ZZ
SS684-ZZ	4	9	4	.0030	-	684hZZS	SSL-940ZZ	FW684ZZA	-	W638/4-ZZ
SS694-ZZ	4	11	4	.0040	WAY4ZZ	694hZZS	SSR-1140ZZ	F694ZZ	-	W619/4-ZZ
SS604-ZZ	4	12	4	.0040	W604ZZ	604hZZS	SSR-1240ZZ	F604ZZ	-	W604ZZ
SS624-ZZ	4	13	5	.0070	W624ZZ	624hZZ	SSR-1340ZZ	F624ZZ	-	W624ZZ
SS634-ZZ	4	16	5	.0120	W634ZZ	634hZZ	SSR-1640ZZ	F634ZZ	-	-
SS627/5-ZZ	5	11	2.5	.0020	-	-	-	-	-	W627/5-ZZ
SS628/5-ZZ	5	11	4	.0020	-	-	-	-	-	W628/5-ZZ
SS685-ZZ	5	11	5	.0040	-	685hZZS	SSL-1150ZZ	FW685ZZA	-	W638/5-ZZ
SS695-ZZ	5	13	4	.0060	WAY5ZZ	695hZZS	SSR-1350ZZ	F695ZZ	-	W619/3-ZZ
SS605-ZZ	5	14	5	.0060	-	605hZZS	SSR-1450ZZ	F605ZZ	-	-
SS625-ZZ	5	16	5	.0130	W625ZZ	625hZZ	SSR-1650ZZ	F625ZZ	-	W625ZZ
SS635-ZZ	5	19	6	.0200	W635ZZ	635hZZ	SSR-1950ZZ	-	-	W635ZZ
SS676-ZZ	6	10	3	.0030	-	MR106hZZS	SSL-1060ZZ	-	-	W627/6-ZZ
SSMR-126-ZZ	6	12	4	.0020	-	MR126hZZS	SSL-1260ZZ	-	-	-
SSAX-6-ZZ	6	13	4.5	.0050	-	-	-	-	-	-
SS686-ZZ	6	13	5	.0050	-	686hZZS	SSL-1360ZZ	FW686ZZA	-	W628/6-ZZ
SS696-ZZ	6	15	5	.0090	WAY6ZZ	696hZZ	SSR1560ZZ	F696ZZ	-	W619/6-ZZ
SS606-ZZ	6	17	6	.0090	-	606hZZS	SSR-1760ZZ	F606ZZ	-	-
SS626-ZZ	6	19	6	.0229	W626ZZ	-	SSR-1960ZZ	F626ZZ	-	W626ZZ
SS677-ZZ	7	11	3	.0080	-	MR117hZZS	SSL-1170ZZ	-	-	W627/7-ZZ
SS687-ZZ	7	14	5	.0060	-	687hZZS	SSL-1470ZZ	FW687ZZA	-	W628/7-ZZ
SS697-ZZ	7	17	5	.0110	WAY7ZZ	-	-	-	-	W619/7-ZZ
SS607-ZZ	7	19	6	.0200	W607ZZ	-	SSR-1970ZZ	F607ZZ	-	W607ZZ
SS627-ZZ	7	22	7	.0260	W627ZZ	-	SSR-2270ZZ	F627ZZ	-	W627ZZ
SS678-ZZ	8	12	3.5	.0060	-	MR128hZZS	SSL-1280ZZ	-	-	-
SS688-ZZ	8	16	5	.0090	-	688hZZS	SSL-1680ZZ	FW688ZZA	-	W628/8-ZZ
SS638/8-ZZ	8	16	6	.0090	-	-	-	-	-	W638/8-ZZ
SS698-ZZ	8	19	6	.0160	WAY8ZZ	-	-	-	-	W619/8-ZZ
SS608-ZZ	8	22	7	.0330	W608ZZ	-	SSR-2280ZZ	F608ZZ	-	W608ZZ
SS628-ZZ	8	24	8	.0380	-	-	-	-	-	-
SS638-ZZ	8	28	9	.0600	-	-	-	-	-	-
SS689-ZZ	9	17	5	.0150	-	-	SSL-1790ZZ	FW689ZZA	-	W628/9-ZZ
SS699-ZZ	9	20	6	.0170	WAY9ZZ	-	SSL-2090ZZ	F699ZZ	-	W619/9-ZZ
SS609-ZZ	9	24	7	.0330	W609ZZ	-	-	F609ZZ	-	W609ZZ
SS629-ZZ	9	26	8	.0440	-	-	SSR-2690ZZ	F629ZZ	-	W629ZZ

NOTE:

- Outer races, inner races and balls are manufactured from 440C or equivalent stainless steel. They are through hardened to a hardness of 55-57RC.
- The cages are manufactured from 304 or equivalent stainless steel.
- Shields are manufactured from 304 or equivalent stainless steel.



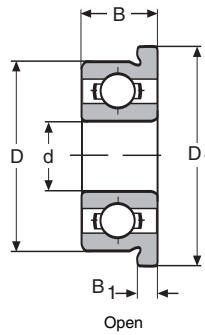
Two Seals
2RS

DEEP GROOVE BALL BEARINGS - TWO SEALS - STAINLESS STEEL - MINIATURE

Consolidated No.	Dimensions (Metric)			Approx. Wgt. (lbs)	Interchange		
	d	D	B		ADR	NTN	SKF
SS683-2RS	3	7	3	.0020	-	-	-
SS693-2RS	3	8	4	.0020	-	-	-
SS623-2RS	3	10	4	.0040	-	F623LLU	-
SS684-2RS	4	9	4	.0030	-	-	-
SS694-2RS	4	11	4	.0030	-	-	-
SS624-2RS	4	13	5	.0090	-	F624LLU	W624-2RS1
SS634-2RS	4	16	5	.0110	-	F634LLU	-
SS685-2RS	5	11	5	.0040	-	-	-
SS695-2RS	5	13	4	.0060	-	-	-
SS605-2RS	5	14	5	.0060	-	F605LLU	-
SS625-2RS	5	16	5	.0130	-	F625LLU	W625-2RS1
SS635-2RS	5	19	6	.0200	-	F635LLU	-
SS686-2RS	6	13	5	.0050	-	-	-
SS696-2RS	6	15	5	.0090	-	-	-
SS606-2RS	6	17	6	.0060	-	F606LLU	-
SS626-2RS	6	19	6	.0220	-	F626LLU	W626-2RS1
SS687-2RS	7	14	5	.0060	-	-	-
SS697-2RS	7	17	5	.0110	-	-	-
SS607-2RS	7	19	6	.0200	-	F607LLU	W607-2RS1
SS627-2RS	7	22	7	.0260	-	F627LLU	-
SS688-2RS	8	16	5	.0080	-	-	-
SS638/8-2RS	8	16	6	.0090	-	-	-
SS698-2RS	8	19	6	.0160	-	-	W619/8-2RS1
SS608-2RS	8	22	7	.0330	-	F608LLU	W608-2RS1
SS628-2RS	8	24	8	.0420	-	F628LLU	-
SS689-2RS	9	17	5	.0090	-	-	-
SS699-2RS	9	20	6	.0170	-	-	-
SS609-2RS	9	24	7	.0330	-	F609LLU	-
SS629-2RS	9	26	8	.0440	-	F629LLU	-

NOTE:

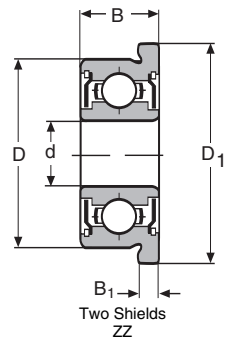
- 1.) Outer races, inner races and balls are manufactured from 440C or equivalent stainless steel. They are through hardened to a hardness of 55-57RC.
- 2.) The cages are manufactured from 304 or equivalent stainless steel.
- 3.) Seals have a metal core covered with synthetic rubber.



DEEP GROOVE BALL BEARINGS - FLANGED - MINIATURE

Consolidated No.	(Old No.)	Dimensions (Metric)					Approx. Wgt. (lbs.)	Interchange				
		d	D	B	B1	D1		ADR SKF	ISC	Nachi	NMB	NTN
F-681	FAX-1	1	3	1	.3	3.8	.0001	-	-	-	LF-310	FL681
F-691	-	1	4	1.6	.5	5	.0001	-	-	-	-	FL691
MF-41/1.2	-	1.2	4	1.8	.4	4.8	.0001	-	MF41X	-	RF-412	FLBC1.2-4
F-68/1.5	FAX-1.5	1.5	4	1.2	.4	5	.0002	FAX1.5	F681X	F015M04	LF-415	FL68/1.5
F-69/1.5	-	1.5	5	2	.6	6.5	.0002	FX1.5	F691X	F015M05	RF-515	FL69/1.5
F-60/1.5	-	1.5	6	2.5	.6	7.5	.0001	-	F601X	F015M06	RF-615	FL60/1.5
F-682	FBX-2	2	5	1.5	.5	6.1	.0004	FBX2	F682	F682	LF-520	FL682
MF-52	-	2	5	2	.6	6.2	.0004	-	MF52	F2M05	LF-520W02	-
F-692	FAX-2	2	6	2.3	.6	7.5	.0008	FAX2	F692	F692	RF-620	FL692
MF-62	-	2	6	2.5	.6	7.2	.0008	-	MF62	F2M06	RF-620W52	FLBC2-6
MF-72	-	2	7	2.5	.6	8.2	.0008	-	MF72	F2M07	-	-
F-602	-	2	7	2.8	.7	8.5	.0008	-	F602	F602	RF-720Y52	FL602
F-68/2.5	FAX-2.5	2.5	6	1.8	.5	7.1	.0006	FAX2.5	F682X	F68/2.5	RF-625	FL68/2.5
F-69/2.5	FX-2.5	2.5	7	2.5	.7	8.5	.0012	FX2.5	F692X	F69/2.5	RF-725	FL69/2.5
MF-82/2.5	-	2.5	8	2.5	.6	9.2	.0013	-	MF82X	F025M08	RF-825Y52	FLBC2-5.8
F-60/2.5	-	2.5	8	2.8	.7	9.5	.0013	-	F602X	F60/2.5	RF-825	FL60/2.5
F-673	-	3	6	2	.6	7.2	.0008	-	MF63	F3M06	LF-630	-
F-683	FAX-3	3	7	2	.5	8.1	.0008	FAX3	F683	F683	LF-730	FL683
MF-83	FX-3	3	8	2.5	.6	9.2	.0013	FX3	MF83	F3M08	RF-830Y52	FLBC3-8
F-693	F619/3	3	8	3	.7	9.5	.0016	-	F693	F693	RF-830	FL693
MF-93	-	3	9	2.5	.6	10.2	.0016	-	MF93	F3M09	RF-930Y52	FLBC3-9
F-603	-	3	9	3	.7	10.5	.0018	-	F603	F603	RF-930	FL603
F-623	-	3	10	4	1	11.5	.0040	F623	F623	F623	RF-1030	FL623
F-674	-	4	7	2	.6	8.2	.0014	-	MF74	F4M07	LF-740	-
MF-84	-	4	8	2	.6	9.2	.0017	-	MF84	F4M08	LF-840	FLBC4-8
F-684	F618/4	4	9	2.5	.6	10.3	.0017	FAX4	F684	F684	LF-940	FL684
MF-104	FX-4	4	10	3	1	11.5	.0025	FX4	MF104	F4M10	LF-1040	FLBC4-10
F-694	F619/4	4	11	4	1	12.5	.0044	-	F694	F694	RF-1140	FL694
F-604	-	4	12	4	1	13.5	.0051	-	F604	F604	RF-1240	FL604
F-624	-	4	13	5	1	15	.0077	-	F624	F624	RF-1340	FL624
F-634	-	4	16	5	1	18	.0133	-	F634	-	RF-1640	FL634
F-675	-	5	8	2	.6	9.2	.0020	-	MF85	F5M08	LF-850	-
MF-95	-	5	9	2.5	.6	10.2	.0020	-	MF95	F5M09	LF-950	FLBC5-9
MF-105	-	5	10	3	.6	11.2	.0020	-	MF105	F5M10	LF-1050	FLBC5-10
F-618/5	F618/5	5	11	3	.8	12.5	.0029	FX5	F685	F685	LF-1150	FL685
F-695	F619/5	5	13	4	1	15	.0059	-	F695	F695	RF-1350	FL695
F-605	-	5	14	5	1	16	.0086	-	F605	F605	RF-1450	FL605
F-625	-	5	16	5	1	18	.0115	-	F625	F625	RF-1650	FL625
F-635	-	5	19	5	1.5	22	.0192	-	F635	-	-	-
F-676	-	6	10	2.5	.6	11.2	.0020	-	MF106	F6M10	LF-1060	-
MF-126	FX-6	6	12	3	.6	13.2	.0033	-	MF126	F612	LF-1260	FLBC6-12
F-686	F618/6	6	13	3.5	1	15	.0049	FAX6	F686	F686	LF-1360	FL686
F-696	F619/6	6	15	5	1.2	17	.0095	-	F696	F696	RF-1560	FL696
F-606	-	6	17	6	1.2	19	.0144	-	F606	F606	RF-1760	FL606
F-626	-	6	19	6	1.5	22	.0203	-	-	F626	RF-1960	FL626
F-677	-	7	11	2.5	.6	12.2	.0077	-	MF117	F7M11	LF-1170	-
MF-137	-	7	13	3	.6	14.2	.0040	-	MF137	F7M3	LF-1370	FLBC7-13
F-687	FAX-7	7	14	3.5	1	16	.0053	-	F687	F687	LF-1470	FL687
F-697	F619/7	7	17	5	1.2	19	.0126	-	-	F697	-	FL697
F-607	-	7	19	6	1.5	22	.0197	-	-	F607	-	FL607
F-627	-	7	22	7	1.5	25	.0307	-	-	-	RF-2270	FL627
F-678	-	8	12	2.5	.6	13.2	.0050	-	MF128	F8M12	LF-1280	-
MF-148	-	8	14	3.5	.8	15.6	.0060	-	MF148	F8M14	LF-1480	FLBC8-14
F-688	F618/8	8	16	4	1	18	.0077	-	F688	F688	LF-1680	FL688
F-698	F619/8	8	19	6	1.5	22	.0186	-	-	F698	-	FL698
F-608	-	8	22	7	1.5	25	.0287	-	-	F608	RF-2280	FL608
F-689	-	9	17	4	1	19	.0120	-	-	F689	LF-1790	FL689
F-699	F619/9	9	20	6	1.5	23	.0207	-	-	F699	-	FL699

NOTE:
1.) This series is also available in stainless steel (440C type) - prefix "SS".

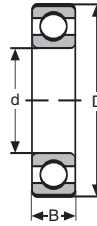


DEEP GROOVE BALL BEARINGS - FLANGED - TWO SHIELDS - MINIATURE

Consolidated No.	(Old No.)	Dimensions (Metric)					Approx. Wgt. (lbs.)	Interchange				
		d	D	B	B1	D1		ADR	ISC	Nachi	NMB	NTN
F-68/1.5-ZZ	FAX-1.5-ZZ	1.5	4	2	.6	5	.0002	FAX1.5ZZ	F681XZZS	F015M04ZZ	-	FLW68/1.5ZZA
F-69/1.5-ZZ	-	1.5	5	2.6	.8	6.5	.0002	FX1.5ZZ	F691XZZS	F015M05ZZ	RF-515ZZ	FLW69/1.5ZZA
F-60/1.5-ZZ	-	1.5	6	3	.8	7.5	.0002	-	F601XZZS	F015M06ZZ	RF-615ZZ	FLW60/1.5ZZA
F-682-ZZ	FBX-2-ZZ	2	5	2.3	.6	6.1	.0004	FBX2ZZ	F682ZZS	F682ZZ	LF-520ZZ	FLW682ZZA
MF-52-ZZ	-	2	5	2.3	.6	6.2	.0004	-	MF52ZZS	F2M05ZZ	LF-520ZZW02	-
F-692-ZZ	FAX-2-ZZ	2	6	3	.8	7.5	.0008	FAX2ZZ	F692ZZS	F692ZZ	RF-620ZZ	FLW692ZZA
MF-72-ZZ	-	2	7	3	.6	8.2	.0008	-	MF72ZZS	F2M07ZZ	RF-720ZZY03	FLWBC2-7ZZA
F-602-ZZ	-	2	7	3.5	.9	8.5	.0008	-	F602ZZS	F602ZZ	RF-720ZZ	FLW602ZZA
F-68/2.5-ZZ	-	2.5	6	2.6	.8	7.1	.0008	-	F682XZZS	F68/2.5ZZ	LF-625ZZ	FLW68/2.5ZZA
F-69/2.5-ZZ	F692X-ZZ	2.5	7	3.5	.9	8.5	.0012	FX2.5ZZ	F692XZZS	F69/2.5ZZ	RF-725ZZ	FLW69/2.5ZZA
F-60/2.5-ZZ	-	2.5	8	4	.9	9.5	.0012	-	F602XZZS	F60/2.5ZZ	RF-825ZZ	FLW60/2.5ZZA
F-673-ZZ	-	3	6	2.5	.6	7.2	.0010	-	MF63ZZS	F3M06ZZ	LF-630ZZ	-
F-683-ZZ	FAX-3-ZZ	3	7	3	.8	8.1	.0009	FAX3ZZ	F683ZZS	-	LF-730ZZ	FLW683ZZA
MF-83-ZZ	-	3	8	2.5	.6	9.2	.0010	-	-	-	-	-
F-693-ZZ	F693/3ZZ	3	8	4	.9	9.5	.0017	FX3ZZ	F693ZZS	F693ZZ	-	FLW693ZZA
MF-93-ZZ	-	3	9	4	.8	10.2	.0020	-	MF93ZZS	F3M09ZZ	RF-930ZZY04	FLAWBC3-9ZZA
F-603-ZZ	-	3	9	5	.7	10.5	.0030	-	F603ZZS	F603ZZ	RF-930ZZ	FLW603ZZ
F-623-ZZ	-	3	10	4	.8	11.5	.0040	F623ZZ	F623ZZS	F623ZZ	RF-1030ZZ	FL623ZZ
F-674-ZZ	-	4	7	2.5	.6	8.2	.0010	-	MF74ZZS	F4M07ZZ	LF-740ZZ	-
MF-84-ZZ	-	4	8	3	.6	9.2	.0020	-	MF84ZZS	F4M08ZZ	LF-840ZZ	FLWBC4-8ZZA
F-684-ZZ	F618/4-ZZ	4	9	4	1	10.3	.0021	-	F684ZZS	F684ZZ	LF-940ZZ	FLW684ZZA
MF-104-ZZ	FX-4-ZZ	4	10	4	.8	11.2	.0027	FX4ZZ	MF104ZZS	F4M10ZZ	LF-1040ZZ	FLAWBC4-10ZZA
F-694-ZZ	F619/4-ZZ	4	11	4	1	12.5	.0049	-	F694ZZS	F694ZZ	RF-1140ZZ	FL694ZZA
F-604-ZZ	-	4	12	4	1	13.5	.0056	-	F604ZZS	F604ZZ	RF-1240ZZ	FL604ZZ
F-624-ZZ	-	4	13	5	1	15	.0077	F624ZZ	F624ZZS	F624ZZ	RF-1340ZZ	FL624ZZ
F-634-ZZ	-	4	16	5	1	18	.0138	-	F634ZZS	-	RF-1640ZZ	FL634ZZ
F-675-ZZ	-	5	8	2.5	.6	9.2	.0030	-	MF85ZZS	F5M08ZZ	LF-850ZZ	-
MF-95-ZZ	-	5	9	3	.6	10.2	.0030	-	MF95ZZS	F5M09ZZ	LF-950ZZ	FLWBC5-9ZZA
MF-105-ZZ	-	5	10	4	.8	11.2	.0040	-	MF105ZZS	F5M10ZZ	LF-1050ZZ	FLAWBC5-10ZZA
MF-115-ZZ	-	5	11	4	.8	12.6	.0040	FX5ZZ	-	-	-	FLWBC5-11ZZA
F-685-ZZ	-	5	11	5	1	12.5	.0040	-	F685ZZS	F685ZZ	LF-1150ZZ	FLW685ZZ
F-695-ZZ	F619/5-ZZ	5	13	4	1	15	.0059	-	F695ZZS	F695ZZ	RF-1350ZZ	FL695ZZ
F-605-ZZ	-	5	14	5	1	16	.0086	-	F605ZZS	F605ZZ	RF-1450ZZ	FL605ZZ
F-625-ZZ	-	5	16	5	1	18	.0115	-	F625ZZS	F625ZZ	RF-1650ZZ	FL625ZZ
F-635-ZZ	-	5	19	6	1.5	22	.2000	-	F635ZZS	-	-	-
F-676-ZZ	-	6	10	2.5	.6	11.2	.0030	-	-	F6M10ZZ	-	-
MF-106-ZZ	-	6	10	3	.6	11.2	.0040	-	MF106ZZS	F6M12ZZ	LF-1060ZZ	-
MF-126-ZZ	-	6	12	4	.8	13.2	.0060	-	MF126ZZS	-	LF-1260ZZ	FLAWBC6-12ZZA
F-686-ZZ	-	6	13	5	1.1	15	.0080	FBX6ZZ	F686ZZS	F686ZZ	LF-1360ZZ	FLW686ZZ
F-696-ZZ	F619/6-ZZ	6	15	5	1.2	17	.0095	-	F696ZZS	F696ZZ	RF-1560ZZ	FL696ZZ
F-606-ZZ	-	6	17	6	1.2	19	.0144	-	F606ZZS	F606ZZ	RF-1760ZZ	FL606ZZ
F-626-ZZ	-	6	19	6	1.5	22	.0203	-	F626ZZS	-	RF-1960ZZ	FL626ZZ
F-677-ZZ	-	7	11	3	.6	12.2	.0080	-	MF117ZZS	F7M11ZZ	LF-1170ZZ	-
MF-137-ZZ	-	7	13	4	.8	14.2	.0050	-	MF137ZZS	F7M13ZZ	LF-1370ZZ	FLAWBC7-13ZZA
F-687-ZZ	-	7	14	5	1.1	16	.0060	-	F687ZZS	F687ZZ	LF-1470ZZ	FLW687ZZ
F-697-ZZ	-	7	17	5	1.2	19	.0126	-	-	F697ZZ	-	FL697ZZ
F-607-ZZ	-	7	19	6	1.5	22	.0197	F607ZZ	-	F607ZZ	-	FL607ZZ
F-627-ZZ	-	7	22	7	1.5	25	.0307	-	-	-	RF-2270ZZ	FL627ZZ
F-678-ZZ	-	8	12	3.5	.8	13.2	.0090	-	MF128ZZS	F8M12ZZ	LF-1280ZZ	-
MF-148-ZZ	-	8	14	4	.8	15.6	.0070	-	MF148ZZS	F8M14ZZ	LF-1480ZZ	FLWBC8-14ZZA
F-688-ZZ	F638/8-ZZ	8	16	5	1.1	18	.0090	-	F688ZZS	F688ZZ	LF-1680ZZ	FLW688ZZ
F-698-ZZ	F619/8-ZZ	8	19	6	1.5	22	.0186	-	-	F698ZZ	-	FL698ZZ
F-608-ZZ	-	8	22	7	1.5	25	.0287	F608ZZ	-	F608ZZ	RF-2280ZZ	FL608ZZ
F-689-ZZ	-	9	17	5	1.1	19	.0150	-	-	-	LF-1790ZZ	FLW689ZZ
F-699-ZZ	F619/9-ZZ	9	20	6	1.5	23	.0207	-	F699ZZS	F699ZZ	-	FL699ZZ
F-609-ZZ	-	9	24	7	1.5	27.1	.0250	F609ZZ	F609ZZS	-	-	FL609ZZ

NOTE:

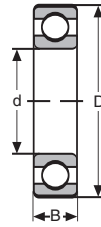
1. This series is also available in stainless steel (440C type) - prefix "SS".



Open

DEEP GROOVE BALL BEARINGS

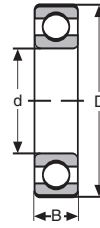
Consolidated No.	Dimensions (Metric)			Approx. Wgt. (lbs.)	Interchange	
	d	D	B		ISC	NSK
61700 (ET-1510)	10	15	3	.009	SMT1510	NB700
61701	12	18	4	.010	-	NB701
ET-2015	15	20	3.5	.010	SMT2015	-
ET-2115	15	21	3.5	.010	SMT2115	-
61702	15	21	3.5	.015	-	NB 702
ET-2216	16	22	4	.020	SMT2216	-
ET-2316	16	23	4.5	.020	-	-
61703	17	23	4	.020	-	NB703
ET-2418	18	24	4	.009	-	-
ET-2520	20	25	4	.007	-	-
61704	20	27	4	.030	-	NB704
61705	25	32	4	.030	-	NB705
61706	30	37	4	.030	-	NB706
61707	35	44	5	.040	-	NB707
61708	40	50	6	.040	-	NB708
61709	45	55	6	.040	-	NB709
61710	50	62	6	.073	-	NB710
61711	55	68	7	.093	-	NB711A
61712	60	75	7	.123	-	NB712A
61713	65	80	7	.132	-	NB713A
61714	70	85	7	.141	-	NB714A
61715	75	90	7	.150	-	NB715A
61716	80	95	7	.159	-	NB716A
61717	85	105	10	.328	-	NB717A
61718	90	110	10	.346	-	NB718A
61719	95	115	10	.364	-	NB719A
61720	100	120	10	.381	-	NB720A



Open

DEEP GROOVE BALL BEARINGS

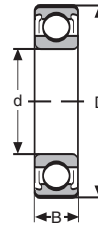
Consolidated No.	Dimensions (Metric)			Approx. Wgt. (lbs.)	Interchange			
	d	D	B		ELGES	FAG	MRC	SKF
61800	10	19	5	.020	61800	61800T	1800S	61800
61801	12	21	5	.020	61801	61801T	1801S	61801
61802	15	24	5	.020	61802	61802T	1802S	61802
61803	17	26	5	.020	61803	61803T	1803S	61803
61804	20	32	7	.040	61804-Y	61804T	1804S	61804
61805	25	37	7	.050	61805-Y	61805T	1805S	61805
61806	30	42	7	.060	61806-Y	61806T	1806S	61806
61807	35	47	7	.070	61807-Y	61807T	1807S	61807
61808	40	52	7	.080	61808-Y	61808T	1808S	61808
61809	45	58	7	.090	61809-Y	61809T	1809S	61809
61810	50	65	7	.110	61810-Y	61810T	1810S	61810
61811	55	72	9	.180	61811-Y	61811	1811S	61811
61812	60	78	10	.240	61812-Y	61812	1812S	61812
61813	65	85	10	.290	61813-Y	61813	1813S	61813
61814	70	90	10	.310	61814-Y	61814T	1814S	61814
61815	75	95	10	.330	61815-Y	61815T	1815S	61815
61816	80	100	10	.330	61816-Y	61816T	1816S	61816
61817	85	110	13	.600	61817-Y	61817T	1817S	61817
61818	90	115	13	.620	61818-Y	61818T	1818S	61818
61819	95	120	13	.700	61819-Y	61819T	1819S	61819
61820	100	125	13	.680	61820-Y	61820T	1820S	61820
61821	105	130	13	.710	61821-Y	-	1821S	61821
61822	110	140	16	1.300	61822-Y	61822T	1822S	61822
61824	120	150	16	1.450	61824-Y	61824T	1824S	61824
61826M	130	165	18	2.050	61826-Y	61826T	1826S	61826
61828	140	175	18	2.200	61828-Y	61828T	1828S	61828
61830M	150	190	20	3.100	61830MB	61830T	1830S	61830
61832M	160	200	20	3.200	61832MB	61832T	1832S	61832
61834	170	215	22	4.200	61834	61834T	1834S	61834
61836M	180	225	22	4.400	61836MB	61836T	1836S	61836
61838M	190	240	24	5.750	61838MB	61838T	1838S	61838
61840M	200	250	24	6.150	61840MB	61840M	1840S	61840
61844M	220	270	24	6.500	61844MB	61844M	1844S	61844
61848M	240	300	28	10.600	61848MB	61848M	1848S	61848
61852M	260	320	28	10.800	61852MB	61852M	1852S	61852
61856M	280	350	33	16.800	61856MB	61856M	1856S	61856
61860M	300	380	38	23.600	61860MB	61860M	1860S	61860
61864M	320	400	38	24.900	61864MA	61864M	1864S	61864
61868M	340	420	38	26.200	61868MA	61868M	1868S	61868
61872M	360	440	38	27.800	61872MA	61872M	1872S	61872



Open

DEEP GROOVE BALL BEARINGS

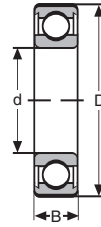
Consolidated No.	Dimensions (Metric)			Approx. Wgt. (lbs.)	Interchange			
	d	D	B		ELGES	FAG	MRC	SKF
61876M	380	480	46	45.600	-	61876M	1876S	61876
61880M	400	500	46	47.600	61880M	61880M	1880S	-
61884M	420	520	46	50.300	61884M	61884M	1884S	61884
61888M	440	540	46	51.800	61888M	61888M	1888S	61888
61892M	460	580	56	78.900	61892M	61892M	1892S	61892
61896M	480	600	56	83.800		61896M	1896S	61896
618/500M	500	620	56	86.600		618/500M	-	618/500
618/530M	530	650	56	86.600		618/530M	-	618/530
618/560M	560	680	56	96.100		618/560M	-	618/560
618/600M	600	730	60	114.000		618/600M	-	618/600
618/630M	630	780	69	160.936		618/630M	-	618/630
618/670M	670	820	69	177.000		618/670M	-	618/670
618/710M	710	870	74	215.000		618/710M	-	618/710
618/750M	750	920	78	254.000		618/750M	-	618/750
618/800M	800	980	82	302.000		618/800M	-	618/800
618/850M	850	1030	82	320.000		618/850M	-	618/850
618/900M	900	1090	85	352.736		618/900M	-	618/900
62800	10	19	6	.010		-	-	-
62801	12	21	6	.020		-	-	-
62802	15	24	6	.020		-	-	-
62803	17	26	6	.020		-	-	-
63800	10	19	7	.010		-	-	-
63801	12	21	7	.020		-	-	-
63802	15	24	7	.020		-	-	-
63803	17	26	7	.020		-	-	-



Two Shields
ZZ

DEEP GROOVE BALL BEARINGS - TWO SHIELDS

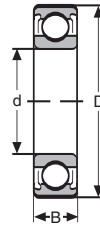
Consolidated No.	(Old No.)	Dimensions (Metric)			Approx. Wgt. (lbs.)	Interchange		
		d	D	B		MRC	ELGES	SKF
61700-ZZ	ET-1510-ZZ	10	15	4	.010	-	-	-
61701-ZZ	-	12	18	4	.010	-	-	-
61702-ZZ	ET-2115-ZZ	15	21	4	.010	-	-	-
ET-2316-ZZ	-	16	23	4.5	.010	-	-	-
61703-ZZ	-	17	23	4	.012	-	-	-
ET-2520-ZZ	-	20	25	4	.008	-	-	-
61704-ZZ	-	20	27	4	.014	-	-	-
61705-ZZ	-	25	32	4	.016	-	-	-
61706-ZZ	-	30	37	4	.018	-	-	-
61800-ZZ	-	10	19	5	.020	1800SFFP	61800-2Z	-
61801-ZZ	-	12	21	5	.020	1801SFFP	61801-2Z	-
61802-ZZ	-	15	24	5	.020	1802SFFP	61802-2Z	-
61803-ZZ	-	17	26	5	.020	1803SFFP	61803-2Z	-
61804-ZZ	-	20	32	7	.042	1804SFFP	61804-2ZY	-
61805-ZZ	-	25	37	7	.051	1805SFFP	61805-2ZY	-
61806-ZZ	-	30	42	7	.060	1806SFFP	61806-2ZY	-
61807-ZZ	-	35	47	7	.066	1807SFFP	61807-2ZY	-
61808-ZZ	-	40	52	7	.078	1808SFFP	61808-2ZY	-
61809-ZZ	-	45	58	7	.090	1809SFFP	61809-2ZY	-
61810-ZZ	-	50	65	7	.121	1810SFFP	61810-2ZY	-
61811-ZZ	-	55	72	9	.194	1811SFFP	61811-2ZY	-
61812-ZZ	-	60	78	10	.243	1812SFFP	61812-2ZY	-
61813-ZZ	-	65	85	10	.300	1813SFFP	61813-2ZY	-
61814-ZZ	-	70	90	10	.320	1814SFFP	61814-2ZY	-
61815-ZZ	-	75	95	10	.342	1815SFFP	61815-2ZY	-
61816-ZZ	-	80	100	10	.353	1816SFFP	61816-2ZY	-
61817-ZZ	-	85	110	13	.617	1817SFFP	61817-2ZY	-
61818-ZZ	-	90	115	13	.639	1818SFFP	61818-2ZY	-
61819-ZZ	-	95	120	13	.672	1819SFFP	61819-2ZY	-
61820-ZZ	-	100	125	13	.705	1820SFFP	61820-2ZY	-
61821-ZZ	-	105	130	13	.750	1821SFFP	61821-2ZY	-
61822-ZZ	-	110	140	16	1.168	1822SFFP	61822-2ZY	-
61824-ZZ	-	120	150	16	1.279	-	61824-2ZY	-
61826-ZZ	-	130	165	18	1.808	-	61826-2ZY	-
61828-ZZ	-	140	175	18	1.918	-	61828-2ZY	-
62800-ZZ	-	10	19	6	.010	-	-	-
62801-ZZ	-	12	21	6	.020	-	-	-
62802-ZZ	-	15	24	6	.020	-	-	-
62803-ZZ	-	17	26	6	.020	-	-	-
63800-ZZ	-	10	19	7	.010	-	-	-
63801-ZZ	-	12	21	7	.020	-	-	-
63802-ZZ	-	15	24	7	.020	-	-	-
63803-ZZ	-	17	26	7	.020	-	-	-



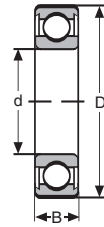
Two Seals
2RS

DEEP GROOVE BALL BEARINGS - TWO SEALS

Consolidated No.	(Old No.)	Dimensions (Metric)			Approx. Wgt. (lbs.)	Interchange		
		d	D	B		MRC	ELGES	SKF
61700-2RS	-	10	15	4	.003	-	-	-
61701-2RS	-	12	18	4	.007	-	-	-
61702-2RS	-	15	21	4	.008	-	-	-
61703-2RS	-	17	23	4	.009	-	-	-
ET-2316-2RS	-	16	23	4.5	.009	-	-	-
ET-2520-2RS	-	20	25	4	.008	-	-	-
61704-2RS	-	20	27	4	.013	-	-	-
61705-2RS	-	25	32	4	.016	-	-	-
61706-2RS	-	30	37	4	.018	-	-	-
61800-2RS	-	10	19	5	.020	1800SZZ	61800-2RS	61800-2RS1
61801-2RS	-	12	21	5	.020	1801SZZ	61801-2RS	61801-2RS1
61802-2RS	-	15	24	5	.020	1802SZZ	61802-2RS	61802-2RS1
61803-2RS	-	17	26	5	.020	1803SZZ	61803-2RS	61803-2RS1
61804-2RS	-	20	32	7	.042	1804SZZ	61804-2RS-Y	61804-2RS1
61805-2RS	-	25	37	7	.051	1805SZZ	61805-2RS-Y	61805-2RS1
61806-2RS	-	30	42	7	.060	1806SZZ	61806-2RS-Y	61806-2RS1
61807-2RS	-	35	47	7	.066	1807SZZ	61807-2RS-Y	61807-2RS1
61808-2RS	-	40	52	7	.078	1808SZZ	61808-2RS-Y	61808-2RS1
61809-2RS	-	45	58	7	.090	1809SZZ	61809-2RS-Y	61809-2RS1
61810-2RS	-	50	65	7	.121	1810SZZ	61810-2RS-Y	61810-2RS1
61811-2RS	-	55	72	9	.194	1811SZZ	61811-2RS-Y	61811-2RS1
61812-2RS	-	60	78	10	.243	1812SZZ	61812-2RS-Y	61812-2RS1
61813-2RS	-	65	85	10	.300	1813SZZ	61813-2RS-Y	61813-2RS1
61814-2RS	-	70	90	10	.320	1814SZZ	61814-2RS-Y	61814-2RS1
61815-2RS	-	75	95	10	.342	1815SZZ	61815-2RS-Y	61815-2RS1
61816-2RS	-	80	100	10	.353	1816SZZ	61816-2RS-Y	61816-2RS1
61817-2RS	-	85	110	13	.617	1817SZZ	61817-2RS-Y	61817-2RS1
61818-2RS	-	90	115	13	.639	1818SZZ	61818-2RS-Y	61818-2RS1
61819-2RS	-	95	120	13	.672	1819SZZ	61819-2RS-Y	61819-2RS1
61820-2RS	-	100	125	13	.705	1820SZZ	61820-2RS-Y	61820-2RS1
61821-2RS	-	105	130	13	.750	1821SZZ	61821-2RS-Y	61821-2RS1
61822-2RS	-	110	140	16	1.168	1822SZZ	61822-2RS-Y	61822-2RS1
61824-2RS	-	120	150	16	1.279	-	61824-2RS-Y	61824-2RS1
61826-2RS	-	130	165	18	1.808	-	61826-2RS-Y	61826-2RS1
61828-2RS	-	140	175	18	1.918	-	61828-2RS-Y	61828-2RS1
62800-2RS	-	10	19	6	.010	-	-	-
62801-2RS	-	12	21	6	.020	-	-	-
62802-2RS	-	15	24	6	.020	-	-	-
62803-2RS	-	17	26	6	.020	-	-	-
63800-2RS	-	10	19	7	.010	-	-	-
63801-2RS	-	12	21	7	.020	-	-	-
63802-2RS	-	15	24	7	.020	-	-	-
63803-2RS	-	17	26	7	.020	-	-	-



Two Shields
ZZ



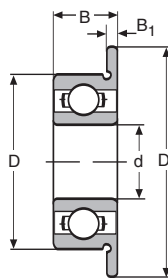
Two Seals
2RS

DEEP GROOVE BALL BEARINGS - STAINLESS STEEL MINIATURE

Consolidated No.	Dimensions (Metric)			Approx. Wgt. (lbs.)	Interchange
	d	D	B		
SS61700	10	15	3	.020	W 61700
SS61800	10	19	5	.020	W 61800
SS61801	12	21	5	.020	W 61801
SS61802	15	24	5	.020	W 61802
SS61803	17	26	5	.030	-
SS61804	20	32	7	.040	W 61804
SS61900	10	22	6	.022	W 61900
SS61901	12	21	5	.025	W 61901
SS61902	15	28	7	.035	W 61902
SS61903	17	30	7	.040	W 61903
SS61800-ZZ	10	19	5	.020	W 61800-ZZ
SS61801-ZZ	12	21	5	.020	W 61801-ZZ
SS61802-ZZ	15	24	5	.020	W 61802-ZZ
SS61803-ZZ	17	26	5	.020	W 61803-ZZ
SS61804-ZZ	20	32	7	.042	-
SS61805-ZZ	25	37	7	.051	-
SS61806-ZZ	30	42	7	.060	-
SS61807-ZZ	35	47	7	.066	-
SS61808-ZZ	40	52	7	.078	-
SS61800-2RS	10	19	5	.020	-
SS61801-2RS	12	21	5	.020	-
SS61802-2RS	15	24	5	.020	-
SS61803-2RS	17	26	5	.020	-
SS61804-2RS	20	32	7	.042	-
SS61805-2RS	25	37	7	.051	-
SS61806-2RS	30	42	7	.060	-
SS61807-2RS	35	47	7	.066	-
SS61808-2RS	40	52	7	.078	-
SS61900-ZZ	10	22	6	.030	W 61900-ZZ
SS61901-ZZ	12	24	6	.040	W 61901-ZZ
SS61902-ZZ	15	28	7	.050	W 61902-ZZ
SS61903-ZZ	17	30	7	.060	W 61903-ZZ
SS61904-ZZ	20	37	9	.090	-
SS61905-ZZ	25	42	9	.100	-
SS61906-ZZ	30	47	9	.110	-
SS61907-ZZ	35	55	10	.170	-
SS61900-2RS	10	22	6	.030	W 61900-2RS1
SS61901-2RS	12	24	6	.040	W 61901-2RS1
SS61902-2RS	15	28	7	.050	W 61902-2RS1
SS61903-2RS	17	30	7	.060	W 61903-2RS1
SS61904-2RS	20	37	9	.090	W 61904-2RS1
SS61905-2RS	25	42	9	.100	W 61905-2RS1
SS61906-2RS	30	47	9	.110	-

NOTE:

- 1.) Outer races, inner races and balls are manufactured from 440C or equivalent stainless steel. They are through hardened to a hardness of 55-57RC.
- 2.) The cages are manufactured from 304 or equivalent stainless steel.
- 3.) Shields are manufactured from 304 or equivalent stainless steel.
- 4.) Seals have a metal core covered with synthetic rubber.



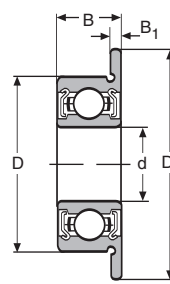
Open

DEEP GROOVE BALL BEARINGS - FLANGED

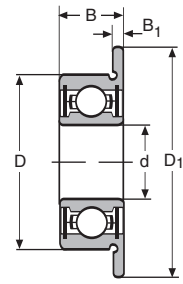
Consolidated No.	Dimensions (Metric)					Approx. Wgt. (lbs.)	Interchange
	d	D	B	D1	B1		
F61700	10	15	3	16.5	.8	.010	
F61701	12	18	4	19.5	.8	.010	
F61702	15	21	4	22.5	.8	.010	
F61703	17	23	4	24.5	.8	.010	
F61704	20	27	4	28.5	.8	.020	
F61705	25	32	4	34	1.0	.020	
F61706	30	37	4	39	1.0	.030	
F61800	10	19	5	21	1.0	.020	
F61801	12	21	5	23	1.1	.020	
F61802	15	24	5	26	1.1	.020	
F61803	17	26	5	28	1.1	.020	
F61804	20	32	7	35	1.5	.040	
F61805	25	37	7	40	1.5	.050	
F61806	30	42	7	45	1.5	.060	
F63800	10	19	7	21	1.5	.020	
F63801	12	21	7	23	1.5	.030	
F63802	15	24	7	26	1.5	.040	
F63803	17	26	7	28	1.5	.050	
F61900	10	22	6	25	1.5	.020	
F61901	12	24	6	26.5	1.5	.030	
F61902	15	28	7	30.5	1.5	.040	
F61903	17	30	7	32.5	1.5	.040	
F61904	20	37	9	40	2	.080	
F61905	25	42	9	45	2	.090	
F61906	30	47	9	50	2	.100	

NOTE:

1.) This series is also available in stainless steel (440C type) - prefix "SS".



Two Shields
ZZ



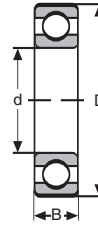
Two Seals
2RS

DEEP GROOVE BALL BEARINGS - FLANGED - TWO SHIELDS

Consolidated No.	Dimensions (Metric)					Approx Wgt. (lbs.)	Interchange
	d	D	B	B1	D1		
F61700-ZZ	10	15	3	.8	16.5	.010	
F61701-ZZ	12	18	4	.8	19.5	.010	
F61702-ZZ	15	21	4	.8	22.5	.010	
F61703-ZZ	17	23	4	.8	24.5	.010	
F61704-ZZ	20	27	4	.8	28.5	.020	
F61705-ZZ	25	32	4	1	34	.020	
F61706-ZZ	30	37	4	1	39	.030	
F61800-ZZ	10	19	5	1	21	.020	
F61801-ZZ	12	21	5	1.1	23	.020	
F61802-ZZ	15	24	5	1.1	26	.020	
F61803-ZZ	17	26	5	1.1	28	.020	
F61804-ZZ	20	32	7	1.5	35	.040	
F61805-ZZ	25	37	7	1.5	40	.050	
F61806-ZZ	30	42	7	1.5	45	.060	
F63800-ZZ	10	19	7	1.5	21	.020	
F63801-ZZ	12	21	7	1.5	23	.030	
F63802-ZZ	15	24	7	1.5	26	.040	
F63803-ZZ	17	26	7	1.5	28	.050	
F61900-ZZ	10	22	6	1.5	25	.020	
F61901-ZZ	12	24	6	1.5	26.5	.030	
F61902-ZZ	15	28	7	1.5	30.5	.040	
F61903-ZZ	17	30	7	1.5	32.5	.040	
F61904-ZZ	20	37	9	2	40	.080	
F61905-ZZ	25	42	9	2	45	.090	
F61906-ZZ	30	47	9	2	50	.100	
F61700-2RS	10	15	3	.8	16.5	.010	
F61701-2RS	12	18	4	.8	19.5	.010	
F61702-2RS	15	21	4	.8	22.5	.010	
F61703-2RS	17	23	4	.8	24.5	.010	
F61704-2RS	20	27	4	.8	28.5	.020	
F61705-2RS	25	32	4	1	34	.020	
F61706-2RS	30	37	4	1	39	.030	
F61800-2RS	10	19	5	1	21	.020	
F61801-2RS	12	21	5	1.1	23	.020	
F61802-2RS	15	24	5	1.1	26	.020	
F61803-2RS	17	26	5	1.1	28	.020	
F61804-2RS	20	32	7	1.5	35	.040	
F61805-2RS	25	37	7	1.5	40	.050	
F61806-2RS	30	42	7	1.5	45	.060	
F63800-2RS	10	19	7	1.5	21	.020	
F63801-2RS	12	21	7	1.5	23	.030	
F63802-2RS	15	24	7	1.5	26	.040	
F63803-2RS	17	26	7	1.5	28	.050	
F61900-2RS	10	22	6	1.5	25	.020	
F61901-2RS	12	24	6	1.5	26.5	.030	
F61902-2RS	15	28	7	1.5	30.5	.040	
F61903-2RS	17	30	7	1.5	32.5	.040	
F61904-2RS	20	37	9	2	40	.080	
F61905-2RS	25	42	9	2	45	.090	
F61906-2RS	30	47	9	2	50	.100	

NOTE:

1.) This series is also available in stainless steel (440C type) - prefix "SS".

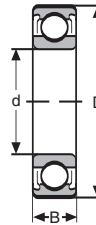


Open

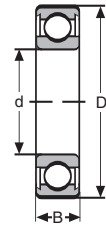
DEEP GROOVE BALL BEARINGS

Consolidated No.	(Old No.)	Dimensions (Metric)			Approx. Wgt. (lbs.)	Interchange			
		d	D	B		ADR	FAF	FAG SKF	MRC
61900	AY-10	10	22	6	.020	AY-10	9300K	61900	1900-S
61901	AY-12	12	24	6	.030	AY-12	9301K	61901	1901-S
61902	AY-15	15	28	7	.040	AY-15	9302K	61902	1902-S
61903	AY-17	17	30	7	.040	AY-17	9303K	61903	1903-S
61904	AY-20	20	37	9	.080	AY-20	9304K	61904	1904-S
61922	AY-22	22	39	9	.080	AY-22	-	61922	-
61905	AY-25	25	42	9	.090	AY-25	9305K	61905	1905-S
61928	AY-28	28	45	9	.110	AY-28	-	61928	-
61906	AY-30	30	47	9	.100	AY-30	9306K	61906	1906-S
61932	AY-32	32	52	10	.150	AY-32	-	61932	-
61907	AY-35	35	55	10	.150	AY-35	9307K	61907	1907-S
61908	AY-40	40	62	12	.230	AY-40	9308K	61908	1908-S
61909	-	45	68	12	.280	-	9309K	61909	1909-S
61910	-	50	72	12	.290	-	9310K	61910	1910-S
61911	-	55	80	13	.380	-	9311K	61911	1911-S
61912	-	60	85	13	.420	-	9312K	61912	1912-S
61913	-	65	90	13	.440	-	9313K	61913	1913-S
61914	-	70	100	16	.720	-	9314K	61914	1914-S
61915	-	75	105	16	.760	-	9315K	61915	1915-S
61916	-	80	110	16	.810	-	9316K	61916	1916-S
61917	-	85	120	18	1.140	-	-	61917	1917-S
61918	-	90	125	18	1.200	-	-	61918	1918-S
61919	-	95	130	18	1.250	-	-	61919	1919-S
61920	-	100	140	20	1.700	-	-	61920	1920-S
61921	-	105	145	20	1.770	-	-	61921	1921-S
61922	-	110	150	20	1.840	-	-	61922	1922-S
61924	-	120	165	22	2.490	-	-	61924	1924-S
61926	-	130	180	24	3.280	-	-	61926	1926-S
61928	-	140	190	24	3.500	-	-	61928	-
61930	-	150	210	28	5.340	-	-	61930	-
61932	-	160	220	28	5.640	-	-	61932	-
61934	-	170	230	28	5.930	-	-	61934	-
61936 M	-	180	250	33	8.770	-	-	61936M	-
61938 M	-	190	260	33	9.180	-	-	61938M	-
61940 M	-	200	280	38	15.980	-	-	61940M	-
61944 M	-	220	300	38	17.160	-	-	61944M	-
61948 M	-	240	320	38	18.590	-	-	61948M	-
61952 M	-	260	360	46	31.900	-	-	61952M	-
61956 M	-	280	380	46	33.000	-	-	61956M	-
61960 M	-	300	420	56	52.800	-	-	61960M	-
61964 M	-	320	440	56	56.100	-	-	61964M	-
61968 M	-	340	460	56	58.300	-	-	61968M	-
61972 M	-	360	480	56	61.600	-	-	61972M	-
61976 M	-	380	520	65	88.000	-	-	61976M	-
61980 M	-	400	540	65	91.300	-	-	61980M	-
61984 M	-	420	560	65	101.632	-	-	61984M	-
61988 M	-	440	600	74	144.622	-	-	61988M	-
61992 M	-	460	620	74	148.149	-	-	61992M	-
61996 M	-	480	650	78	172.841	-	-	61996M	-
619500 M	-	500	670	78	176.148	-	-	619500M	-

* Larger sizes available on request.



Two Shields
ZZ



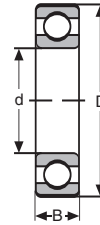
Two Seals
2RS

DEEP GROOVE BALL BEARINGS - TWO SHIELDS

Consolidated No.	(Old No.)	Dimensions (Metric)			Approx. Wgt. (lbs.)	Interchange		
		d	D	B		ADR	MRC	SKF
61900-ZZ	AY-10-ZZ	10	22	6	.030	AY-10-ZZ	-	61900-ZZ
61901-ZZ	AY-12-ZZ	12	24	6	.040	AY-12-ZZ	-	61901-ZZ
61902-ZZ	AY-15-ZZ	15	28	7	.050	AY-15-ZZ	-	61902-ZZ
61903-ZZ	AY-17-ZZ	17	30	7	.060	AY-17-ZZ	-	61903-ZZ
61904-ZZ	AY-20-ZZ	20	37	9	.090	AY-20-ZZ	-	61904-ZZ
619/22-ZZ	AY-22-ZZ	22	39	9	.090	AY-22-ZZ	-	619/22-ZZ
61905-ZZ	AY-25-ZZ	25	42	9	.100	AY-25-ZZ	-	61905-ZZ
619/28-ZZ	AY-28-ZZ	28	45	9	.110	AY-28-ZZ	-	619/28-ZZ
61906-ZZ	AY-30-ZZ	30	47	9	.110	AY-30-ZZ	-	61906-ZZ
619/32-ZZ	AY-32-ZZ	32	52	10	.160	AY-32-ZZ	-	619/32-ZZ
61907-ZZ	AY-35-ZZ	35	55	10	.170	AY-35-ZZ	-	61907-ZZ
61908-ZZ	AY-40-ZZ	40	62	12	.250	AY-40-ZZ	-	61908-ZZ
61909-ZZ	-	45	68	12	.300	-	-	61909-ZZ
61910-ZZ	-	50	72	12	.309	-	-	61909-ZZ
61911-ZZ	-	55	80	13	.419	-	-	61909-ZZ
61912-ZZ	-	60	85	13	.441	-	-	61909-ZZ
61913-ZZ	-	65	90	13	.485	-	-	61909-ZZ
61914-ZZ	-	70	100	16	.772	-	-	61909-ZZ
61915-ZZ	-	75	105	16	.816	-	-	61909-ZZ
61916-ZZ	-	80	110	16	.882	-	-	61909-ZZ

TWO SEALS

61900-2RS	-	10	22	6	.030	-	-	61900-2RS1
61901-2RS	AY-12-2RS	12	24	6	.040	AY-12-2RS	9301NPP	61901-2RS1
61902-2RS	AY-15-2RS	15	28	7	.050	AY-15-2RS	9302NPP	61902-2RS1
61903-2RS	AY-17-2RS	17	30	7	.060	AY-17-2RS	9303NPP	61903-2RS1
61904-2RS	-	20	37	9	.090	-	9304NPP	61904-2RS1
619/22-2RS	-	22	39	9	.090	-	-	619/22-2RS1
61905-2RS	-	25	42	9	.100	-	9305NPP	61905-2RS1
619/28-2RS	-	28	45	9	.110	-	-	619/28-2RS1
61906-2RS	-	30	47	9	.110	-	9306NPP	61906-2RS1
619/32-2RS	-	32	52	10	.160	-	-	619/32-2RS1
61907-2RS	-	35	55	10	.170	-	9307NPP	61907-2RS1
61908-2RS	-	40	62	12	.250	-	9308NPP	61908-2RS1
61909-2RS	-	45	68	12	.300	-	9309NPP	61909-2RS1
61910-2RS	-	50	72	12	.310	-	9310NPP	61910-2RS1
61911-2RS	-	55	80	13	.400	-	9311NPP	61911-2RS1
61912-2RS	-	60	85	13	.440	-	9312NPP	61912-2RS1
61913-2RS	-	65	90	13	.460	-	9313NPP	61913-2RS1
61914-2RS	-	70	100	16	.075	-	9314NPP	61914-2RS1
61915-2RS	-	75	105	16	.800	-	9316NPP	61915-2RS1
61916-2RS	-	80	110	16	.850	-	9316NPP	61916-2RS1
61918-2RS	-	90	125	18	1.300	-	-	-
61919-2RS	-	95	130	18	1.345	-	-	61919-2RS1
61920-2RS	-	100	140	20	1.850	-	-	-
61922-2RS	-	110	150	20	2.000	-	-	-



DEEP GROOVE BALL BEARINGS

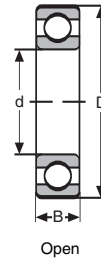
Consolidated No.	Dimensions (Metric)			Approx. Wgt. (lbs.)	FAG SKF STEYR	Interchange RIV
	d	D	B			
* ** 16100	10	28	8	.030	16100	1103a
* ** 16101	12	30	8	.057	16101	1938c
* 16002	15	32	8	.060	16002	EL 15
* 16003	17	35	8	.070	16003	EL 17
* 16004	20	42	8	.110	16004	EL 20
* 16005	25	47	8	.140	16005	EL 25
* 16006	30	55	9	.190	16006	EL 30
16007	35	62	9	.250	16007	EL 35
16008	40	68	9	.280	16008	EL 40
16009	45	75	10	.380	16009	ELn 45
16010	50	80	10	.400	16010	ELn 50
16011	55	90	11	.580	16011	ELn 55
16012	60	95	11	.620	16012	ELn 60
16013	65	100	11	.660	16013	ELn 65
16014	70	110	13	.960	16014	ELn 70
16015	75	115	13	1.010	16015	ELn 75
16016	80	125	14	1.310	16016	EL 80
16017	85	130	14	1.380	16017	EL 85
16018	90	140	16	1.870	16018	ELn 90
16019	95	145	16	1.950	16019	ELn 95
16020	100	150	16	2.000	16020	ELn 100
16021	105	160	18	2.640	16021	ELn 105
16022	110	170	19	3.210	16022	ELn 110
16024	120	180	19	3.960	16024	ELn 120
16026	130	200	22	5.920	16026	ELn 130
16028	140	210	22	6.290	16028	ELn 140
16030	150	225	24	7.880	16030	ELn 150
16032	160	240	25	9.500	16032	ELn 160
16034	170	260	28	12.700	16034	ELn 170
16036	180	280	31	16.700	16036	ELn 180
16038	190	290	31	17.400	16038	ELn 190
16040	200	310	34	22.200	16040	ELn 200
16044 M	220	340	37	28.600	16044	-
16048 M	240	360	37	30.600	16048	-
16052 M	260	400	44	46.800	16052	-
16056 M	280	420	44	49.600	16056	-
16060 M	300	460	50	69.900	16060	-
16064 M	320	480	50	73.600	16064	-
16068 M	340	520	57	101.000	16068	-
16072 M	360	540	57	106.000	16072	-
16076 M	380	560	57	111.000	16076	-
16080 M	400	600	63	144.850	16080	-
16084 M	420	620	63	150.800	16084	-
16088 M	440	650	67	176.590	16088	-
16092 M	460	680	71	204.370	16092	-
16096 M	480	700	71	211.650	16096	-
160/500 M	500	720	71	218.920	160/500 M	-

* Also available with two shields (ZZ). No change in width dimensions.

** Also available with two seals (2RS). No change in width dimensions.

NOTE:

1.) C/3 and C/4 internal clearances are available on all of the above sizes.

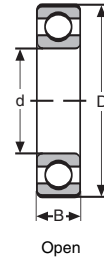


DEEP GROOVE BALL BEARINGS

Consolidated No.	Dimensions (Metric)			Approx. Wgt. (lbs.)	Interchange					
	d	D	B		FAG SKF	FAF	HOFF	NH	MRC	RIV
98200	10	32	9	.080	98200	102 A	L 10 N	L 10 N	102 S	1 AE
98202	15	37	9	.090	98202	103 K	L 15 N	103 A	103 S	2 AE
98203	17	40	9	.120	98203	-	-	-	-	-
98204	20	42	9	.150	98204	104 K	L 20 N	104 A	104 S	3 AE
98205	25	52	9	.410	98205	105 K	L 25 N	105-9	105 S	4 AE
98206	30	62	10	.510	98206	106 K	L 30 N	106 A	106 S	5 AE
98207	35	70	10	.550	98207	107 A	L 35 N	L 35 N	107 S	6 AE
98208	40	80	11	.600	98208	108 W	L 40 N	L 40 N	108 S	7 AE
98209	45	85	11	.630	98209	109 K	L 45 N	L 45 N	109 S	8 AE
98210	50	90	11	.670	98210	110 A	L 50 N	110 A	110 S	9 AE
98211	55	100	12	.920	98211	111 W	L 55 N	L 55 N	111 S	10 AE
98212	60	105	12	.960	98212	112 A	L 60 N	L 60 N	112 S	11 AE
98213	65	115	14	1.360	98213	-	L 65 N	L 65 N	113 S	12 AE
98214	70	120	14	1.450	98214	114 K	L 70 N	114 A	114 S	13 AE
98215	75	130	16	2.000	98215	115 A	L 75 N	L 75 N	115 S	14 AE
98216	80	135	16	2.250	98216	116 W	L 80 N	L 80 N	116 S	15 AE
98217	85	145	18	2.450	98217	117 K	L 85 N	L 85 N	117 S	16 AE
98218	90	150	18	2.600	98218	-	L 90 N	L 90 N	118 S	17 AE
98219	95	160	20	2.950	98219	-	L 95 N	L 95 N	119 S	18 AE
98302	15	40	9	.130	98302	2 A	M 15 N	M 15 N	2 S	2 BE
98304	20	52	10	.240	98304	3 A	M 20 N	3 A	3 S	3 BE
98305	25	62	12	.410	98305	-	M 25 N	M 25 N	4 M	4 BE
98306	30	72	13	.650	98306	5 A	M 30 N	M 30 N	5 S	5 BE
98307	35	80	14	.830	98307	6 A	M 35 N	M 35 N	6 M	6 BE
98308	40	90	16	1.280	98308	7 A	M 40 N	M 40 N	-	7 BE
98309	45	100	17	1.680	98309	8 A	M 45 N	M 45 N	-	8 BE
98310	50	110	19	2.240	98310	-	M 50 N	M 50 N	-	9 BE

NOTE:

1.) Not recommended for new applications. Consult factory for availability.



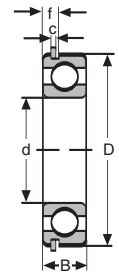
DEEP GROOVE BALL BEARINGS

Consolidated No.	Dimensions (Metric)			Approx. Wgt. (lbs.)	Interchange							
	d	D	B		FAG SKF STEYR	FAF	FED	MRC	ND	NH	RIV	Torrington
6000	10	26	8	.040	6000	9100K	9100	100-KS	3L00	6100	EL 10	-
6001	12	28	8	.050	6001	9101K	9101	101-KS	3L01	6101	EL 12	-
6002	15	32	9	.060	6002	9102K	9102	102-KS	3L02	6102	EL 15	-
6003	17	35	10	.080	6003	9103K	9103	103-KS	3L03	6103	EL 17	-
6004	20	42	12	.140	6004	9104K	9104	104-KS	3L04	6104	ELL 20	-
60/22	22	44	12	.160	60/22	-	-	-	-	-	-	-
6005	25	47	12	.180	6005	9105K	9105	105-KS	3L05	6105	ELL 25	-
60/28	28	52	12	.230	60/28	-	-	-	-	-	-	-
6006	30	55	13	.260	6006	9106K	9106	106-KS	3L06	6106	ELL 30	-
60/32	32	58	13	.310	60/32	-	-	-	-	-	-	-
6007	35	62	14	.330	6007	9107K	9107	107-KS	3L07	6107	ELL 35	-
6008	40	68	15	.490	6008	9108K	9108	108-KS	3L08	6108	ELL 40	-
6009	45	75	16	.530	6009	9109K	9109	109-KS	3L09	6109	ELL 45	-
6010	50	80	16	.580	6010	9110K	9110	110-KS	3L10	6110	ELL 50	-
6011	55	90	18	.840	6011	9111K	9111	111-KS	3L11	6111	ELL 55	-
6012	60	95	18	.910	6012	9112K	9112	112-KS	3L12	6112	ELL 60	-
6013	65	100	18	.970	6013	9113K	9113	113-KS	3L13	6113	ELL 65	-
6014	70	110	20	1.340	6014	9114K	9114	114-KS	3L14	6114	ELL 70	-
6015	75	115	20	1.430	6015	9115K	9115	115-KS	3L15	6115	ELL 75	-
6016	80	125	22	1.900	6016	9116K	9116	116-KS	3L16	6116	ELL 80	-
6017	85	130	22	1.980	6017	9117K	9117	117-KS	3L17	6117	ELL 85	-
6018	90	140	24	2.580	6018	9118K	9118	118-KS	3L18	6118	ELL 90	-
6019	95	145	24	2.680	6019	9119K	9119	119-KS	3L19	6119	ELL 95	-
6020	100	150	24	2.800	6020	9120K	9120	120-KS	3L20	6120	ELL 100	100 BC 10
6021	105	160	26	3.530	6021	9121K	9121	121-KS	3L21	6121	ELL 105	105 BC 10
6022	110	170	28	4.340	6022	9122K	-	122-KS	3L22	6122	ELL 110	110 BC 10
6024	120	180	28	4.680	6024	9124K	-	124-KS	3L24	6124	ELL 120	120 BC 10
6026	130	200	33	8.490	6026	9126K	-	126-KS	3L26	-	ELL 130	130 BC 10
6028	140	210	33	9.000	6028	9128K	-	128-KS	3L28	-	ELL 140	140 BC 10
6030 M	150	225	35	11.100	6030	9130K	-	130-KS	3L30	-	ELL 150	150 BC 10
6032 M	160	240	38	13.800	6032	-	-	132-KS	3L32	-	ELL 160	160 BC 10
6034 M	170	260	42	17.500	6034	-	-	134-KS	3L34	-	ELL 170	170 BC 10
6036 M	180	280	46	22.700	6036	-	-	136-KS	3L36	-	ELL 180	180 BC 10
6038 M	190	290	46	25.000	6038	-	-	138-KS	3L38	-	ELL 190	190 BC 10
6040 M	200	310	51	32.700	6040	-	-	140-KS	3L40	-	ELL 200	200 BC 10
6044 M	220	340	56	40.600	6044	-	-	-	-	-	-	220 BC 10
6048 M	240	360	56	43.500	6048	-	-	-	-	-	-	240 BC 10
6052 M	260	400	65	64.800	6052	-	-	-	-	-	-	260 BC 10
6056 M	280	420	65	68.700	6056	-	-	-	-	-	-	280 BC 10
6060 M	300	460	74	97.100	6060	-	-	-	-	-	-	300 BC 10
6064 M	320	480	74	102.000	6064	-	-	-	-	-	-	-
6068 M	340	520	82	137.000	6068	-	-	-	-	-	-	-
6072 M	360	540	82	143.000	6072	-	-	-	-	-	-	-
6076 M	380	560	82	149.000	6076	-	-	-	-	-	-	-
6080 M	400	600	90	194.000	6080	-	-	-	-	-	-	-
6084 M	420	620	90	202.000	6084	-	-	-	-	-	-	-
6088 M	440	650	94	229.280	6088	-	-	-	-	-	-	-
6092 M	460	680	100	268.960	6092	-	-	-	-	-	-	-
6096 M	480	700	100	277.780	6096	-	-	-	-	-	-	-
60/500M	500	720	100	286.600	60/500	-	-	-	-	-	-	-

* Larger sizes available on request.

NOTE:

- 1.) Sizes 6000 thru 6028 are normally equipped with steel or polyamide glass fibre cages. They are also available with machined bronze cages - suffix "M".
- 2.) C/3 and C/4 internal clearances are available on all of the above sizes.



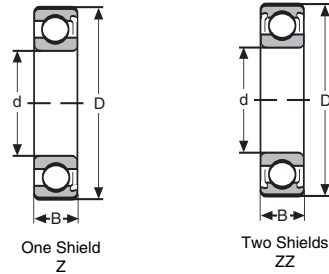
Open
With Snap Ring

DEEP GROOVE BALL BEARINGS - WITH SNAP RING

Consolidated No.	Dimensions (Metric)		Dimensions (Inch)		Approx. Wgt. (lbs.)	Interchange					
	d	D	B	f		c	FAF	FAG STEYR	MRC	ND	SKF
6000 NR	10	26	8	.075	.035	.040	-	-	100-KSG	-	-
6001 NR	12	28	8	.075	.035	.050	-	-	101-KSG	-	-
6002 NR	15	32	9	.134	.053	.060	9102KG	6002 NR	102-KSG	43L02	6002 NR
6003 NR	17	35	10	.134	.053	.080	9103KG	6003 NR	103-KSG	43L03	-
6004 NR	20	42	12	.134	.053	.140	9104KG	6004 NR	104-KSG	43L04	-
6005 NR	25	47	12	.134	.053	.180	-	6005 NR	105-KSG	43L05	-
6006 NR	30	55	13	.134	.053	.260	9106KG	6006 NR	106-KSG	43L06	-
6007 NR	35	62	14	.156	.075	.330	9107KG	6007 NR	107-KSG	43L07	6007 NR
6008 NR	40	68	15	.172	.075	.490	9108KG	6008 NR	108-KSG	43L08	6008 NR
6009 NR	45	75	16	.172	.075	.530	9109KG	6009 NR	109-KSG	43L09	-
6010 NR	50	80	16	.172	.075	.580	9110KG	6010 NR	110-KSG	43L10	6010 NR
6011 NR	55	90	18	.218	.106	.840	9111KG	6011 NR	111-KSG	43L11	6011 NR
6012 NR	60	95	18	.218	.106	.910	-	6012 NR	112-KSG	43L12	-
6013 NR	65	100	18	.218	.106	.970	9113KG	6013 NR	113-KSG	43L13	6013 NR
6014 NR	70	110	20	.218	.106	1.340	9114KG	6014 NR	114-KSG	43L14	-
6015 NR	75	115	20	.218	.106	1.430	-	6015 NR	115-KSG	-	6015 NR
6016 NR	80	125	22	.234	.122	1.900	-	6016 NR	116-KSG	-	-
6017 NR	85	130	22	.234	.122	1.950	9117KG	6017 NR	117-KSG	-	6017 NR
6018 NR	90	140	24	.268	.122	2.580	-	6018 NR	118-KSG	-	-
6019 NR	95	145	24	.268	.122	2.680	-	6019 NR	119-KSG	-	-
6020 NR	100	150	24	.268	.122	2.800	-	6020 NR	120-KSG	-	6020 NR
6021 NR	105	160	26	.268	.122	3.530	-	6021 NR	121-KSG	-	-
6022 NR	110	170	28	.283	.137	4.340	-	6022 NR	122-KSG	-	6022 NR
6024 NR	120	180	28	.283	.137	4.680	9124KG	6024 NR	124-KSG	-	6024 NR
6026 NR	130	200	33	.361	.137	8.490	-	6026 NR	126-KSG	-	-
6028 NR	140	210	33	.361	.137	9.000	-	-	128-KSG	-	-
6030 NR	150	225	35	.433	.177	11.100	-	-	130-KSG	-	-

NOTE:

1.) C/3 and C/4 internal clearances are available on all of the above sizes.



DEEP GROOVE BALL BEARINGS - ONE SHIELD

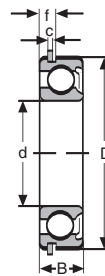
Consolidated No.	Dimensions (Metric)			Approx. Wgt. (lbs.)	Interchange						
	d	D	B		SKF STEYR	FAG	FAF	FED	MRC	ND	NH
6000-Z	10	26	8	.040	6000 Z	6000 Z	9100KD	9100 F	100-KSF	73L00	6100P
6001-Z	12	28	8	.050	6001 Z	6001 Z	9101KD	9101 F	101-KSF	73L01	6101P
6002-Z	15	32	9	.060	6002 Z	6002 Z	9102KD	9102 F	102-KSF	73L02	6102P
6003-Z	17	35	10	.080	6003 Z	6003 Z	9103KD	9103 F	103-KSF	73L03	6103P
6004-Z	20	42	12	.140	6004 Z	6004 Z	9104KD	9104 F	104-KSF	73L04	6104P
6005-Z	25	47	12	.180	6005 Z	6005 Z	9105KD	9105 F	105-KSF	73L05	6105P
6006-Z	30	55	13	.260	6006 Z	6006 Z	9106KD	9106 F	106-KSF	73L06	6106P
6007-Z	35	62	14	.330	6007 Z	6007 Z	9107KD	9107 F	107-KSF	73L07	6107P
6008-Z	40	68	15	.490	6008 Z	6008 Z	9108KD	9108 F	108-KSF	73L08	6108P
6009-Z	45	75	16	.530	6009 Z	6009 Z	-	9109 F	109-KSF	73L09	6109P
6010-Z	50	80	16	.580	6010 Z	6010 Z	9110KD	9110 F	110-KSF	73L10	6110P
6011-Z	55	90	18	.840	6011 Z	6011 Z	-	9111 F	111-KSF	73L11	6111P
6012-Z	60	95	18	.910	6012 Z	6012 Z	9112KD	9112 F	112-KSF	73L12	6112P
6013-Z	65	100	18	.970	6013 Z	6013 Z	9113KD	9113 F	113-KSF	73L13	6113P
6014-Z	70	110	20	1.340	6014 Z	6014 Z	9114KD	9114 F	114-KSF	73L14	6114P
6015-Z	75	115	20	1.430	6015 Z	6015 Z	9115KD	9115 F	115-KSF	73L15	6115P
6016-Z	80	125	22	1.900	6016 Z	6016 Z	-	9116 F	116-KSF	73L16	6116P
6017-Z	85	130	22	1.980	6017 Z	6017 Z	9117KD	9117 F	117-KSF	73L17	6117P
6018-Z	90	140	24	2.580	6018 Z	6018 Z	-	9118 F	118-KSF	73L18	6118P
6019-Z	95	145	24	2.680	6019 Z	6019 Z	-	9119 F	119-KSF	-	6119P
6020-Z	100	150	24	2.800	6020 Z	6020 Z	9120KD	9120 F	120-KSF	73L20	6120P
6021-Z	105	160	26	3.530	6021 Z	6021 Z	9121KD	9121 F	121-KSF	73L21	6121P
6022-Z	110	170	28	4.340	6022 Z	6022 Z	-	-	122-KSF	73L22	6122P
6024-Z	120	180	28	4.680	6024 Z	6024 Z	9124KD	-	124-KSF	73L24	6124P
6026-Z	130	200	33	8.490	6026 Z	6026 Z	-	-	126-KSF	73L26	-
6028-Z	140	210	33	9.000	6028 Z	6028 Z	-	-	128-KSF	73L28	-
6030-Z	150	225	35	11.100	6030 Z	6030 Z	-	-	130-KSF	-	-
6032-Z	160	240	38	13.180	6032 Z	6032 Z	-	-	132-KSF	-	-

TWO SHIELDS

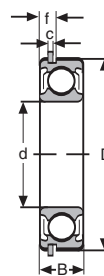
6000-ZZ	10	26	8	.040	6000.ZZ	6000.ZZ	9100KDD	9100 FF	100-KSFF	773L00	6100PP
6001-ZZ	12	28	8	.050	6001.ZZ	6001.ZZ	9101KDD	9101 FF	101-KSFF	773L01	6101PP
6002-ZZ	15	32	9	.060	6002.ZZ	6002.ZZ	9102KDD	9102 FF	102-KSFF	773L02	6102PP
6003-ZZ	17	35	10	.080	6003.ZZ	6003.ZZ	9103KDD	9103 FF	103-KSFF	773L03	6103PP
6004-ZZ	20	42	12	.140	6004.ZZ	6004.ZZ	9104KDD	9104 FF	104-KSFF	773L04	6104PP
6005-ZZ	25	47	12	.180	6005.ZZ	6005.ZZ	9105KDD	9105 FF	105-KSFF	773L05	6105PP
6006-ZZ	30	55	13	.260	6006.ZZ	6006.ZZ	9106KDD	9106 FF	106-KSFF	773L06	6106PP
6007-ZZ	35	62	14	.330	6007.ZZ	6007.ZZ	9107KDD	9107 FF	107-KSFF	773L07	6107PP
6008-ZZ	40	68	15	.490	6008.ZZ	6008.ZZ	9108KDD	9108 FF	108-KSFF	773L08	6108PP
6009-ZZ	45	75	16	.530	6009.ZZ	6009.ZZ	9109KDD	9109 FF	109-KSFF	773L09	6109PP
6010-ZZ	50	80	16	.580	6010.ZZ	6010.ZZ	9110KDD	9110 FF	110-KSFF	773L10	6110PP
6011-ZZ	55	90	18	.840	6011.ZZ	6011.ZZ	9111KDD	9111 FF	111-KSFF	773L11	6111PP
6012-ZZ	60	95	18	.910	6012.ZZ	6012.ZZ	9112KDD	9112 FF	112-KSFF	773L12	6112PP
6013-ZZ	65	100	18	.970	6013.ZZ	6013.ZZ	9113KDD	9113 FF	113-KSFF	773L13	6113PP
6014-ZZ	70	110	20	1.340	6014.ZZ	6014.ZZ	9114KDD	9114 FF	114-KSFF	773L14	6114PP
6015-ZZ	75	115	20	1.430	6015.ZZ	6015.ZZ	9115KDD	9115 FF	-	773L15	6115PP
6016-ZZ	80	125	22	1.900	6016.ZZ	6016.ZZ	-	9116 FF	-	773L16	6116PP
6017-ZZ	85	130	22	1.980	6017.ZZ	6017.ZZ	-	9117 FF	-	773L17	6117PP
6018-ZZ	90	140	24	2.580	6018.ZZ	6018.ZZ	-	9118 FF	-	773L18	6118PP
6019-ZZ	95	145	24	2.680	6019.ZZ	6019.ZZ	-	9119 FF	-	-	6119PP
6020-ZZ	100	150	24	2.800	6020.ZZ	6020.ZZ	-	9120 FF	-	773L20	6120PP
6021-ZZ	105	160	26	3.530	6021.ZZ	6021.ZZ	-	9121 FF	-	773L21	6121PP
6022-ZZ	110	170	28	4.340	6022.ZZ	6022.ZZ	-	-	-	773L22	6122PP
6024-ZZ	120	180	28	4.680	6024.ZZ	6024.ZZ	-	-	-	773L24	6124PP
6026-ZZ	130	200	33	8.490	6026.ZZ	6026.ZZ	-	-	-	773L26	-
6028-ZZ	140	210	33	9.800	6028.ZZ	6028.ZZ	-	-	-	-	-
6030-ZZ	150	225	35	11.100	6030.ZZ	-	-	-	-	-	-
6032-ZZ	160	240	38	13.800	6032.ZZ	-	-	-	-	-	-

NOTE:

1.) C/3 and C/4 internal clearances are available on all of the above sizes.



One Shield With Snap Ring ZNR



Two Shields With Snap Ring ZZNR

DEEP GROOVE BALL BEARINGS - ONE SHIELD WITH SNAP RING

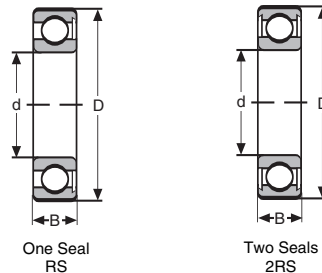
Consolidated No.	Dimensions (Metric)		Dimensions (Inch)		Approx. Wgt. (lbs.)	Interchange					
	d	D	B	f		c	FAF	FAG STEYR	MRC	ND	SKF
6000-ZNR	10	26	8	.075	.035	.040	-	-	-	-	-
6001-ZNR	12	28	8	.075	.035	.050	-	-	-	-	-
6002-ZNR	15	32	9	.134	.053	.060	-	6002 ZNR	102-KSFG	473L02	6002 ZNR
6003-ZNR	17	35	10	.134	.053	.080	-	6003 ZNR	103-KSFG	473L03	-
6004-ZNR	20	42	12	.134	.053	.140	-	6004 ZNR	104-KSFG	473L04	-
6005-ZNR	25	47	12	.134	.053	.180	-	6005 ZNR	105-KSFG	473L05	-
6006-ZNR	30	55	13	.134	.053	.260	-	6006 ZNR	106-KSFG	473L06	-
6007-ZNR	35	62	14	.156	.075	.330	-	6007 ZNR	107-KSFG	473L07	6007 ZNR
6008-ZNR	40	68	15	.172	.075	.490	-	6008 ZNR	108-KSFG	473L08	6008 ZNR
6009-ZNR	45	75	16	.172	.075	.530	-	6009 ZNR	109-KSFG	473L09	-
6010-ZNR	50	80	16	.172	.075	.580	-	6010 ZNR	110-KSFG	473L10	6010 ZNR
6011-ZNR	55	90	18	.218	.106	.840	-	6011 ZNR	111-KSFG	473L11	6011 ZNR
6012-ZNR	60	95	18	.218	.106	.910	-	6012 ZNR	112-KSFG	473L12	-
6013-ZNR	65	100	18	.218	.106	.970	-	6013 ZNR	113-KSFG	473L13	6013 ZNR
6014-ZNR	70	110	20	.218	.106	1.340	-	6014 ZNR	114-KSFG	473L14	6014 ZNR
6015-ZNR	75	115	20	.218	.106	1.430	-	6015 ZNR	115-KSFG	473L15	6015 ZNR
6016-ZNR	80	125	22	.234	.122	1.900	-	6016 ZNR	116-KSFG	473L16	-
6017-ZNR	85	130	22	.234	.122	1.980	-	6017 ZNR	117-KSFG	473L17	6017 ZNR
6018-ZNR	90	140	24	.268	.122	2.580	-	6018 ZNR	118-KSFG	473L18	-
6019-ZNR	95	145	24	.268	.122	2.680	-	6019 ZNR	119-KSFG	473L19	-
6020-ZNR	100	150	24	.268	.122	2.800	-	6020 ZNR	120-KSFG	473L20	6020 ZNR
6021-ZNR	105	160	26	.268	.122	3.530	-	-	-	473L21	-
6022-ZNR	110	170	28	.283	.137	4.340	-	-	-	473L22	6022 ZNR
6024-ZNR	120	180	28	.283	.137	4.680	-	-	-	473L24	6024 ZNR
6026-ZNR	130	200	33	.361	.137	8.490	-	-	-	-	-
6028-ZNR	140	210	33	.361	.137	9.000	-	-	-	-	-
6030-ZNR	150	225	35	.433	.177	11.100	-	-	-	-	-

TWO SHIELDS WITH SNAP RING

6000-ZZNR	10	26	8	.075	.035	.040	-	-	-	-	-
6001-ZZNR	12	28	8	.075	.035	.050	-	-	-	-	-
6002-ZZNR	15	32	9	.134	.053	.060	9102KDDG	6002.2ZNR	102-KSFFG	4773L02	6002 2ZNR
6003-ZZNR	17	35	10	.134	.053	.080	9103KDDG	6003.2ZNR	103-KSFFG	4773L03	-
6004-ZZNR	20	42	12	.134	.053	.140	9104KDDG	6004.2ZNR	104-KSFFG	4773L04	-
6005-ZZNR	25	47	12	.134	.053	.180	-	6005.2ZNR	105-KSFFG	4773L05	-
6006-ZZNR	30	55	13	.134	.053	.260	9106KDDG	6006.2ZNR	106-KSFFG	4773L06	-
6007-ZZNR	35	62	14	.156	.075	.330	9107KDDG	6007.2ZNR	107-KSFFG	4773L07	6007 2ZNR
6008-ZZNR	40	68	15	.172	.075	.490	9108KDDG	6008.2ZNR	108-KSFFG	4773L08	6008 2ZNR
6009-ZZNR	45	75	16	.172	.075	.530	9109KDDG	6009.2ZNR	109-KSFFG	4773L09	-
6010-ZZNR	50	80	16	.172	.075	.580	-	6010.2ZNR	110-KSFFG	4773L10	6010 2ZNR
6011-ZZNR	55	90	18	.218	.106	.840	-	6011.2ZNR	111-KSFFG	4773L11	6011 2ZNR
6012-ZZNR	60	95	18	.218	.106	.910	-	6012.2ZNR	112-KSFFG	4773L12	-
6013-ZZNR	65	100	18	.218	.106	.970	-	6013.2ZNR	113-KSFFG	4773L13	6013 2ZNR
6014-ZZNR	70	110	20	.218	.106	1.340	-	6014.2ZNR	114-KSFFG	4773L14	6014 2ZNR
6015-ZZNR	75	115	20	.218	.106	1.430	-	6015.2ZNR	115-KSFFG	4773L15	6015 2ZNR
6016-ZZNR	80	125	22	.234	.122	1.900	-	6016.2ZNR	116-KSFFG	4773L16	-
6017-ZZNR	85	130	22	.234	.122	1.980	9117KDDG	6017.2ZNR	117-KSFFG	4773L17	-
6018-ZZNR	90	140	24	.268	.122	2.580	-	6018.2ZNR	118-KSFFG	4773L18	-
6019-ZZNR	95	145	24	.268	.122	2.680	-	6019.2ZNR	119-KSFFG	-	-
6020-ZZNR	100	150	24	.268	.122	2.800	-	6020.2ZNR	120-KSFFG	4773L20	6020 2ZNR
6021-ZZNR	105	160	26	.268	.122	3.530	-	-	121-KSFFG	4773L21	-
6022-ZZNR	110	170	28	.283	.137	4.340	-	-	122-KSFFG	4773L22	6022 2ZNR
6024-ZZNR	120	180	28	.283	.137	4.680	-	-	124-KSFFG	4773L24	6024 2ZNR
6026-ZZNR	130	200	33	.361	.137	8.490	-	-	-	-	-
6028-ZZNR	140	210	33	.361	.137	9.000	-	-	-	-	-
6030-ZZNR	150	225	35	.433	.177	11.100	-	-	-	-	-

NOTE:

- 1.) When one shield is required on the same side as the snap ring use ZNBR suffix.
- 2.) C/2 and C/3 internal clearance is available on all of the above sizes.



DEEP GROOVE BALL BEARINGS - ONE SEAL

Consolidated No.	Dimensions (Metric)			Approx. Wgt. (lbs.)	Interchange						
	d	D	B		FAG STEYR	SKF	FAF	MRC	ND	NH	RIV
6000-RS	10	26	8	.040	6000 RS	6000 RS	9100NP	100-KSZ	93L00	6100K	-
6001-RS	12	28	8	.050	6001 RS	6001 RS	9101NP	101-KSZ	93L01	6101K	-
6002-RS	15	32	9	.070	6002 RS	6002 RS	9102P	102-KSZ	93L02	6102K	-
6003-RS	17	35	10	.090	6003 RS	6003 RS	9103P	103-KSZ	93L03	6103K	-
6004-RS	20	42	12	.150	6004 RS	6004 RS	9104P	104-KSZ	93L04	6104K	-
6005-RS	25	47	12	.180	6005 RS	6005 RS	9105P	105-KSZ	93L05	6105K	-
6006-RS	30	55	13	.260	6006 RS	6006 RS	9106P	106-KSZ	93L06	6106K	-
6007-RS	35	62	14	.340	6007 RS	6007 RS	9107P	107-KSZ	93L07	6107K	-
6008-RS	40	68	15	.500	6008 RS	6008 RS	9108P	108-KSZ	93L08	6108K	-
6009-RS	45	75	16	.530	6009 RS	6009 RS	9109P	109-KSZ	93L09	6109K	-
6010-RS	50	80	16	.590	6010 RS	6010 RS	9110P	110-KSZ	93L10	6110K	-
6011-RS	55	90	18	.840	6011 RS	6011 RS	9111P	111-KSZ	93L11	6111K	-
6012-RS	60	95	18	.910	6012 RS	6012 RS	9112P	112-KSZ	93L12	6112K	-
6013-RS	65	100	18	.970	6013 RS	6013 RS	9113P	113-KSZ	93L13	6113K	-
6014-RS	70	110	20	1.340	6014 RS	6014 RS	9114P	114-KSZ	93L14	6114K	-
6015-RS	75	115	20	1.430	6015 RS	6015 RS	9115P	115-KSZ	93L15	6115K	-
6016-RS	80	125	22	1.900	6016 RS	6016 RS	-	-	-	-	-
6017-RS	85	130	22	1.980	6017 RS	6017 RS	-	-	-	-	-
6018-RS	90	140	24	2.580	6018 RS	6018 RS	-	-	-	-	-
6019-RS	95	145	24	2.580	6019 RS	6019 RS	-	-	-	-	-
6020-RS	100	150	24	2.800	6020 RS	6020 RS	-	-	-	-	-
6021-RS	105	160	26	3.530	6021 RS	6021 RS	-	-	-	-	-
6022-RS	110	170	28	4.390	6022 RS	6022 RS	-	-	-	-	-
6024-RS	120	180	28	4.680	6024 RS	6024 RS	-	-	-	-	-
6026-RS	130	200	33	8.490	6026 RS	6026 RS	-	-	-	-	-
6028-RS	140	210	33	9.000	6028 RS	6028 RS	-	-	-	-	-
6030-RS	150	225	35	11.100	6030 RS	6030 RS	-	-	-	-	-

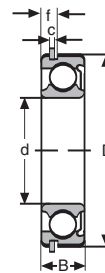
TWO SEALS

* 6000-2RS	10	26	8	.040	6000.2RSR	6000.2RS1	9100NPP	100-KSZZ	993L00	6100KK	10L10
* 6001-2RS	12	28	8	.050	6001.2RSR	6001.2RS1	9101NPP	101-KSZZ	993L01	6101KK	10L12
* 6002-2RS	15	32	9	.070	6002.2RSR	6002.2RS1	9102PP	102-KSZZ	993L02	6102KK	10L15
* 6003-2RS	17	35	10	.090	6003.2RSR	6003.2RS1	9103PP	103-KSZZ	993L03	6103KK	10L17
* 6004-2RS	20	42	12	.150	6004.2RSR	6004.2RS1	9104PP	104-KSZZ	993L04	6104KK	10L20
60/22-2RS	22	44	12	.160	-	-	-	-	-	-	-
* 6005-2RS	25	47	12	.180	6005.2RSR	6005.2RS1	9105PP	105-KSZZ	993L05	6105KK	10L25
60/28-2RS	28	52	12	.230	-	-	-	-	-	-	-
* 6006-2RS	30	55	13	.260	6006.2RSR	6006.2RS1	9106PP	106-KSZZ	993L06	6106KK	10L30
60/32-2RS	32	58	13	.300	-	-	-	-	-	-	-
* 6007-2RS	35	62	14	.340	6007.2RSR	6007.2RS1	9107PP	107-KSZZ	993L07	6107KK	10L35
6008-2RS	40	68	15	.500	6008.2RSR	6008.2RS1	9108PP	108-KSZZ	993L08	6108KK	10L40
6009-2RS	45	75	16	.530	6009.2RSR	6009.2RS1	9109PP	109-KSZZ	993L09	6109KK	10L45
6010-2RS	50	80	16	.590	6010.2RSR	6010.2RS1	9110PP	110-KSZZ	993L10	6110KK	10L50
6011-2RS	55	90	18	.840	6011.2RSR	6011.2RS1	9111PP	111-KSZZ	993L11	6111KK	10L55
6012-2RS	60	95	18	.910	6012.2RSR	6012.2RS1	9112PP	112-KSZZ	993L12	6112KK	10L60
6013-2RS	65	100	18	.970	6013.2RSR	6013.2RS1	9113PP	113-KSZZ	993L13	6113KK	10L65
6014-2RS	70	110	20	1.340	6014.2RSR	6014.2RS1	9114PP	114-KSZZ	993L14	6114KK	10L70
6015-2RS	75	115	20	1.430	6015.2RSR	6015.2RS1	9115PP	115-KSZZ	993L15	6115KK	10L75
6016-2RS	80	125	22	1.900	6016.2RSR	6016.2RS1	-	-	-	-	-
6017-2RS	85	130	22	1.980	6017.2RSR	6017.2RS1	-	-	-	-	-
6018-2RS	90	140	24	2.580	6018.2RSR	6018.2RS1	-	-	-	-	-
6019-2RS	95	145	24	2.580	6019.2RSR	6019.2RS1	-	-	-	-	-
6020-2RS	100	150	24	2.800	6020.2RSR	6020.2RS1	-	120-KSZZ	-	-	-
6021-2RS	105	160	26	3.530	6021.2RSR	6021.2RS1	-	-	-	-	-
6022-2RS	110	170	28	4.390	6022.2RSR	6022.2RS1	-	-	-	-	-
6024-2RS	120	180	28	4.680	6024.2RSR	6024.2RS1	-	-	-	-	-
6026-2RS	130	200	33	8.490	6026.2RSR	6026.2RS1	-	-	-	-	-
6028-2RS	140	210	33	9.000	6028.2RSR	6028.2RS1	-	-	-	-	-
6030-2RS	150	225	35	11.100	6030.2RSR	6030.2RS1	-	-	-	-	-

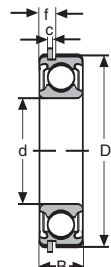
* Sizes also available in ABEC #5 precision - suffix "P/5".

NOTE:

1.) C/3 and C/4 internal clearances are available on all of the above sizes.



One Seal With Snap Ring RSNR



Two Seals With Snap Ring 2RSNR

DEEP GROOVE BALL BEARINGS - ONE SEAL WITH SNAP RING

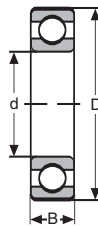
Consolidated No.	Dimensions					Approx. Wgt. (lbs.)	Interchange				
	(Metric)		(Inch)				FAF	FAG STEYR	MRC	ND	SKF
	d	D	B	f	c						
6000-RSNR	10	26	8	.075	.035	.040	-	-	-	-	-
6001-RSNR	12	28	8	.075	.035	.050	-	-	-	-	-
6002-RSNR	15	32	9	.134	.053	.060	-	6002 .RSNR	102-KSZG	Z493L02	6002 RSNR
6003-RSNR	17	35	10	.134	.053	.080	-	6003 .RSNR	103-KSZG	Z493L03	-
6004-RSNR	20	42	12	.134	.053	.140	-	6004 .RSNR	104-KSZG	Z493L04	-
6005-RSNR	25	47	12	.134	.053	.180	-	6005 .RSNR	105-KSZG	Z493L05	-
6006-RSNR	30	55	13	.134	.053	.260	-	6006 .RSNR	106-KSZG	Z493L06	-
6007-RSNR	35	62	14	.156	.075	.330	-	6007 .RSNR	107-KSZG	Z493L07	6007 RSNR
6008-RSNR	40	68	15	.172	.075	.490	-	6008 .RSNR	108-KSZG	Z493L08	6008 RSNR
6009-RSNR	45	75	16	.172	.075	.530	-	6009 .RSNR	109-KSZG	Z493L09	-
6010-RSNR	50	80	16	.172	.075	.580	-	6010 .RSNR	110-KSZG	Z493L10	-
6011-RSNR	55	90	18	.218	.106	.840	-	6011 .RSNR	111-KSZG	Z493L11	6011 RSNR
6012-RSNR	60	95	18	.218	.106	.910	-	6012 .RSNR	112-KSZG	Z493L12	-
6013-RSNR	65	100	18	.218	.106	.970	-	6013 .RSNR	113-KSZG	Z493L13	6013 RSNR
6014-RSNR	70	110	20	.218	.106	1.340	-	6014 .RSNR	114-KSZG	Z493L14	6014 RSNR
6015-RSNR	75	115	20	.218	.106	1.430	-	6015 .RSNR	115-KSZG	-	-
6016-RSNR	80	125	22	.234	.122	1.900	-	6016 .RSNR	116-KSZG	-	-
6017-RSNR	85	130	22	.234	.122	1.980	-	6017 .RSNR	117-KSZG	-	-
6018-RSNR	90	140	24	.268	.122	2.580	-	6018 .RSNR	118-KSZG	-	-
6019-RSNR	95	145	24	.268	.122	2.680	-	6019 .RSNR	119-KSZG	-	-
6020-RSNR	100	150	24	.268	.122	2.800	-	6020 .RSNR	120-KSZG	-	-
6021-RSNR	105	160	26	.268	.122	3.530	-	-	121-KSZG	-	-
6022-RSNR	110	170	28	.283	.137	4.340	-	-	122-KSZG	-	6022 RSNR
6024-RSNR	120	180	28	.283	.137	4.680	-	-	124-KSZG	-	-
6026-RSNR	130	200	33	.361	.137	8.490	-	-	126-KSZG	-	-
6028-RSNR	140	210	33	.361	.137	9.000	-	-	128-KSZG	-	-
6030-RSNR	150	225	35	.433	.177	11.100	-	-	130-KSZG	-	-

TWO SEALS WITH SNAP RING

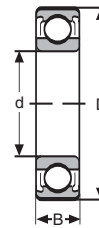
6000-2RSNR	10	26	8	.075	.035	.040	-	-	-	-	-
6001-2RSNR	12	28	8	.075	.035	.050	-	-	-	-	-
6002-2RSNR	15	32	9	.134	.053	.060	9102NPPG	6002 .2RSNR	102-KSZGG	Z4993L02	6002 2RSNR
6003-2RSNR	17	35	10	.134	.053	.080	9103NPPG	6003 .2RSNR	103-KSZGG	Z4993L03	-
6004-2RSNR	20	42	12	.134	.053	.140	9104NPPG	6004 .2RSNR	104-KSZGG	Z4993L04	-
6005-2RSNR	25	47	12	.134	.053	.180	-	6005 .2RSNR	105-KSZGG	Z4993L05	-
6006-2RSNR	30	55	13	.134	.053	.260	9106PPG	6006 .2RSNR	106-KSZGG	Z4993L06	6006 2RSNR
6007-2RSNR	35	62	14	.156	.075	.330	9107PPG	6007 .2RSNR	107-KSZGG	Z4993L07	6007 2RSNR
6008-2RSNR	40	68	15	.172	.075	.490	9108PPG	6008 .2RSNR	108-KSZGG	Z4993L08	6008 2RSNR
6009-2RSNR	45	75	16	.172	.075	.530	9109PPG	6009 .2RSNR	109-KSZGG	Z4993L09	-
6010-2RSNR	50	80	16	.172	.075	.580	-	6010 .2RSNR	110-KSZGG	Z4993L10	6010 2RSNR
6011-2RSNR	55	90	18	.218	.106	.840	9111PPG	6011 .2RSNR	111-KSZGG	Z4993L11	6011 2RSNR
6012-2RSNR	60	95	18	.218	.106	.910	-	6012 .2RSNR	112-KSZGG	Z4993L12	-
6013-2RSNR	65	100	18	.218	.106	.970	9113PPG	6013 .2RSNR	113-KSZGG	Z4993L13	6013 2RSNR
6014-2RSNR	70	110	20	.218	.106	1.340	-	6014 .2RSNR	114-KSZGG	Z4993L14	6014 2RSNR
6015-2RSNR	75	115	20	.218	.106	1.430	-	6015 .2RSNR	115-KSZGG	-	6015 2RSNR
6016-2RSNR	80	125	22	.234	.122	1.900	-	6016 .2RSNR	116-KSZGG	-	-
6017-2RSNR	85	130	22	.234	.122	1.980	-	6017 .2RSNR	117-KSZGG	-	6017 2RSNR
6018-2RSNR	90	140	24	.268	.122	2.580	-	6018 .2RSNR	118-KSZGG	-	-
6019-2RSNR	95	145	24	.268	.122	2.680	-	6019 .2RSNR	119-KSZGG	-	-
6020-2RSNR	100	150	24	.268	.122	2.800	-	6020 .2RSNR	120-KSZGG	-	-
6021-2RSNR	105	160	26	.268	.122	3.530	-	-	121-KSZGG	-	-
6022-2RSNR	110	170	28	.283	.137	4.340	-	-	122-KSZGG	-	6022 2RSNR
6024-2RSNR	120	180	28	.283	.137	4.680	-	-	124-KSZGG	-	-
6026-2RSNR	130	200	33	.361	.137	8.490	-	-	126-KSZGG	-	-
6028-2RSNR	140	210	33	.361	.137	9.000	-	-	-	-	-
6030-2RSNR	150	225	35	.433	.177	11.100	-	-	-	-	-

NOTE:

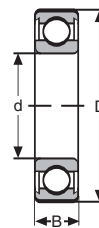
- 1.) When the seal is required on the same side as the snap ring use RSNBR suffix.
- 2.) C/2 and C/3 internal clearance is available on all of the above sizes.



Open



Two Shields
ZZ



Two Seals
2RS

DEEP GROOVE BALL BEARINGS - STAINLESS STEEL (440C TYPE)

Consolidated No.	Dimensions (Metric)			Approx. Wgt. (lbs.)	Interchange	
	d	D	B		FAG	SKF
SS6000	10	26	8	.040	S6000	W6000
SS6001	12	28	8	.050	S6001	W6001
SS6002	15	32	9	.060	S6002	W6002
SS6003	17	35	10	.080	S6003	W6003
SS6004	20	42	12	.140	S6004	W6004
SS6005	25	47	12	.180	S6005	W6005
SS6006	30	55	13	.260	S6006	W6006
SS6007	35	62	14	.330	S6007	W6007
SS6008	40	68	15	.490	S6008	W6008
SS6009	45	75	16	.530	S6009	W6009
SS6010	50	80	16	.580	S6010	W6010
SS6011	55	90	18	.840	S6011	-
SS6012	60	95	18	.910	S6012	-

TWO SHIELDS

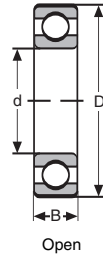
SS6000-ZZ	10	26	8	.042	-	W 6000-ZZ
SS6001-ZZ	12	28	8	.049	-	W 6001-ZZ
SS6002-ZZ	15	32	9	.066	-	W 6002-ZZ
SS6003-ZZ	17	35	10	.086	-	W 6003-ZZ
SS6004-ZZ	20	42	12	.152	-	W 6004-ZZ
SS6005-ZZ	25	47	12	.176	-	W 6005-ZZ
SS6006-ZZ	30	55	13	.265	-	W 6006-ZZ
SS6007-ZZ	35	62	14	.353	-	W 6007-ZZ
SS6008-ZZ	40	68	15	.419	-	W 6008-ZZ
SS6009-ZZ	45	75	16	.441	-	W 6009-ZZ
SS6010-ZZ	50	80	16	.573	-	W 6010-ZZ

TWO SEALS

SS6000-2RS	10	26	8	.040	S6000.2RSR	W 6000-2RS1
SS6001-2RS	12	28	8	.050	S6001.2RSR	W 6001-2RS1
SS6002-2RS	15	32	9	.060	S6002.2RSR	W 6002-2RS1
SS6003-2RS	17	35	10	.080	S6003.2RSR	W 6003-2RS1
SS6004-2RS	20	42	12	.140	S6004.2RSR	W 6004-2RS1
SS6005-2RS	25	47	12	.180	S6005.2RSR	W 6005-2RS1
SS6006-2RS	30	55	13	.260	S6006.2RSR	W 6006-2RS1
SS6007-2RS	35	62	14	.330	S6007.2RSR	W 6007-2RS1
SS6008-2RS	40	68	15	.490	S6008.2RSR	W 6008-2RS1
SS6009-2RS	45	75	16	.530	S6009.2RSR	W 6009-2RS1
SS6010-2RS	50	80	16	.580	S6010.2RSR	W 6010-2RS1

NOTE:

- 1.) Outer races, inner races and balls are manufactured from 440C or equivalent stainless steel. They are through hardened to a hardness of 55-57 RC.
- 2.) The cages are manufactured from 304 or equivalent stainless steel.
- 3.) Shields are manufactured from 304 or equivalent stainless steel.
- 4.) Seals have a metal core covered with synthetic rubber.

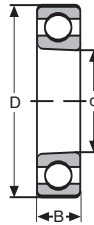


DEEP GROOVE BALL BEARINGS

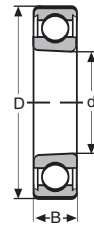
Consolidated No.	Dimensions (Metric Inch)			Approx. Wgt. (lbs.)	Interchange							
	d	D	B		FAF	FAG STEYR SKF	FED	MRC	ND	NH	RIV	Torrington
6200	10	30	9	.070	200K	6200	1200	200-S	3200	200	04 A	-
6201	12	32	10	.080	201K	6201	1201	201-S	3201	201	03 A	-
6201/008	.500	.32	10	.080	-	-	-	-	-	-	-	-
6201/13	.13	.32	10	.080	-	-	-	-	-	-	-	-
6202	15	35	11	.100	202K	6202	1202	202-S	3202	202	02 A	-
6202/008	.500	.35	11	.100	-	-	-	-	-	-	-	-
6202/010	.625	.35	11	.100	-	-	-	-	-	-	-	-
6202/16	.16	.35	11	.100	-	-	-	-	-	-	-	-
6203	17	40	12	.140	203K	6203	1203	203-S	3203	203	01 A	-
6203/012	.750	.40	12	.140	-	-	-	-	-	-	-	-
6204	20	47	14	.230	204K	6204	1204	204-S	3204	204	1A 20	-
6204/012	.750	.47	14	.230	-	-	-	-	-	-	-	-
62/22	22	50	14	.260	-	62/22	-	-	-	-	1A 22	-
6205	25	52	15	.280	205K	6205	1205	205-S	3205	205	2A 25	-
6205/100	1	.52	15	.280	-	-	-	-	-	-	-	-
62/28	28	58	16	.380	-	62/28	-	-	-	-	2A 28	-
6206	30	62	16	.420	206K	6206	1206	206-S	3206	206	3A 30	-
62/32	32	65	17	.490	-	62/32	-	-	-	-	3A 32	-
6207	35	72	17	.630	207K	6207	1207	207-S	3207	207	4A	-
6208	40	80	18	.780	208K	6208	1208	208-S	3208	208	5A	-
6209	45	85	19	.900	209K	6209	1209	209-S	3209	209	6A	-
6210	50	90	20	1.010	210K	6210	1210	210-S	3210	210	7A	-
6211	55	100	21	1.320	211K	6211	1211	211-S	3211	211	8A	-
6212	60	110	22	1.720	212K	6212	1212	212-S	3212	212	9A	-
6213	65	120	23	2.180	213K	6213	1213	213-S	3213	213	10A	-
6214	70	125	24	2.340	214K	6214	1214	214-S	3214	214	11A	-
6215	75	130	25	2.540	215K	6215	1215	215-S	3215	215	12A	-
6216	80	140	26	3.090	216K	6216	1216	216-S	3216	216	13A	-
6217	85	150	28	4.060	217K	6217	1217	217-S	3217	217	14A	-
6218	90	160	30	4.940	218K	6218	1218	218-S	3218	218	15A	-
6219	95	170	32	6.100	219K	6219	1219	219-S	3219	219	16A	-
6220	100	180	34	7.140	220K	6220	1220	220-S	3220	220	17A	100 BC 02
6221	105	190	36	8.660	221K	6221	1221	221-S	3221	221	18A	105 BC 02
6222	110	200	38	10.100	222K	6222	1222	222-S	3222	222	19A	110 BC 02
6224	120	215	40	12.100	224K	6224	1224	-	3224	224	20A	120 BC 02
6226	130	230	40	13.800	226K	6226	-	-	3226	226	21A	130 BC 02
6228	140	250	42	17.600	228K	6228	-	-	3228	228	22A	140 BC 02
6230 M	150	270	45	25.200	230K	6230	-	-	3230	230	23A	150 BC 02
6232 M	160	290	48	31.500	232K	6232	-	-	3232	-	24A	160 BC 02
6234 M	170	310	52	38.600	234K	6234	-	-	3234	-	25A	170 BC 02
6236 M	180	320	52	40.300	236K	6236	-	-	3236	-	26A	180 BC 02
6238 M	190	340	55	50.700	238K	6238	-	-	3238	-	27A	190 BC 02
6240 M	200	360	58	62.200	240K	6240	-	-	3240	-	28A	200 BC 02
6242 M	210	380	61	71.500	242K	-	-	-	-	-	-	210 BC 02
6244 M	220	400	65	81.500	244K	6244	-	-	3244	-	-	220 BC 02
6246 M	230	420	68	95.750	246K	-	-	-	-	-	-	230 BC 02
6248 M	240	440	72	110.000	248K	6248	-	-	3248	-	-	240 BC 02
6250 M	250	460	76	125.500	250K	-	-	-	-	-	-	250 BC 02
6252 M	260	480	80	141.000	252K	6252	-	-	3252	-	-	260 BC 02
6256 M	280	500	80	148.000	256K	6256	-	-	3256	-	-	280 BC 02
6260 M	300	540	85	185.000	260K	6260	-	-	3260	-	-	300 BC 02
6264 M	320	580	92	226.000	264K	6264	-	-	3264	-	-	-
6268 M	340	620	92	279.980	-	6268	-	-	-	-	-	-
6272 M	360	650	95	315.260	-	6272	-	-	-	-	-	-
6276 M	380	680	95	343.260	-	6276	-	-	-	-	-	-
6280 M	400	720	103	421.080	-	6280	-	-	-	-	-	-
6284 M	420	760	109	498.240	-	6284	-	-	-	-	-	-
6288 M	440	790	112	548.950	-	6288	-	-	-	-	-	-
6292 M	460	830	113	641.540	-	6292	-	-	-	-	-	-
6296 M	480	870	125	749.570	-	6296	-	-	-	-	-	-
62/500 M	500	920	136	921.530	-	62/500	-	-	-	-	-	-

NOTE:

- Sizes 6200 through 6228 are normally equipped with steel or polyamide glass fibre cages. Also available with machined bronze cages - suffix "M".
- C/3 and C/4 internal clearances are available on all of the above sizes.



Tapered Bore - 1:12
Open



Tapered Bore - 1:12
Two Seals
2RS

DEEP GROOVE BALL BEARINGS - TAPERED BORE

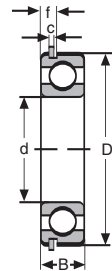
Consolidated No.	Dimensions (Metric)			Approx. Wgt. (lbs.)	FAG SKF STEYR	Interchange	
	d	D	B			MRC	RIV
6204-K	20	47	14	.230	6204 K	-	1 AK
6205-K	25	52	15	.280	6205 K	205-SX	2 AK
6206-K	30	62	16	.420	6206 K	206-SX	3 AK
6207-K	35	72	17	.630	6207 K	207-SX	4 AK
6208-K	40	80	18	.780	6208 K	208-SX	5 AK
6209-K	45	85	19	.900	6209 K	209-SX	6 AK
6210-K	50	90	20	1.010	6210 K	210-SX	7 AK
6211-K	55	100	21	1.320	6211 K	211-SX	8 AK
6212-K	60	110	22	1.720	6212 K	-	9 AK
6213-K	65	120	23	2.180	6213 K	213-SX	10 AK
6214-K	70	125	24	2.340	6214 K	214-SX	11 AK
6215-K	75	130	25	2.540	6215 K	215-SX	12 AK
6216-K	80	140	26	3.090	6216 K	216-SX	13 AK
6217-K	85	150	28	4.060	6217 K	217-SX	14 AK
6218-K	90	160	30	4.940	6218 K	218-SX	15 AK
6219-K	95	170	32	6.100	6219 K	-	16 AK
6220-K	100	180	34	7.140	6220 K	220-SX	17 AK
6221-K	105	190	36	8.660	6221 K	221-SX	18 AK
6222-K	110	200	38	10.100	6222 K	222-SX	19 AK
6224-K	120	215	40	12.100	6224-K	-	20 AK
6226-K	130	230	40	13.800	6226 K	-	21 AK
6228-K	140	250	42	17.600	6228 K	-	22 AK
6230-K	150	270	45	25.200	6230 K	-	23 AK
6232-K	160	290	48	31.500	6232 K	-	24 AK
6234-K	170	310	52	38.600	6234 K	-	25 AK
6236-K	180	320	52	40.300	6236 K	-	26 AK
6238-K	190	340	55	50.700	6238 K	-	27 AK
6240-K	200	360	58	62.200	6240 K	-	28 AK

TAPERED BORE - TWO SEALS

6204-K 2RS	20	47	14	.240	6204 K.2RS	-	-
6205-K 2RS	25	52	15	.280	6205 K.2RS	-	-
6206-K 2RS	30	62	16	.440	6206 K.2RS	206-SZZX	-
6207-K 2RS	35	72	17	.640	6207 K.2RS	207-SZZX	-
6208-K 2RS	40	80	18	.820	6208 K.2RS	208-SZZX	-
6209-K 2RS	45	85	19	.900	6209 K.2RS	209-SZZX	-
6210-K 2RS	50	90	20	1.020	6210 K.2RS	210-SZZX	-
6211-K 2RS	55	100	21	1.320	6211 K.2RS	211-SZZX	-
6212-K 2RS	60	110	22	1.730	6212 K.2RS	212-SZZX	-
6213-K 2RS	65	120	23	2.150	6213 K.2RS	213-SZZX	-
6214-K 2RS	70	125	24	2.360	6214 K.2RS	214-SZZX	-
6215-K 2RS	75	130	25	2.650	6215 K.2RS	215-SZZX	-
6216-K 2RS	80	140	26	3.090	6216 K.2RS	216-SZZX	-
6217-K 2RS	85	150	28	3.950	6217 K.2RS	217-SZZX	-
6218-K 2RS	90	160	30	4.940	6218 K.2RS	218-SZZX	-
6219-K 2RS	95	170	32	6.100	6219 K.2RS	219-SZZX	-
6220-K 2RS	100	180	34	7.140	6220 K.2RS	220-SZZX	-

NOTE:

1.) C/3 and C/4 internal clearances are available on all of the above sizes.



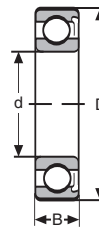
Open With Snap Ring

DEEP GROOVE BALL BEARINGS - WITH SNAP RING

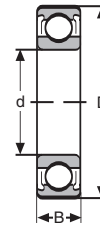
Consolidated No.	Dimensions			Dimensions		Approx. Wgt. (lbs.)	Interchange				
	(Metric)		(Inch)	(Inch)			FAF	FAG STEYR	MRC	ND	SKF
	d	D	B	f	c						
6200 NR	10	30	9	.134	.053	.080	-	6200 NR	200-SG	43200	6200 NR
6201 NR	12	32	10	.134	.053	.090	201KG	6201 NR	-	43201	6201 NR
6202 NR	15	35	11	.134	.053	.100	202KG	6202 NR	202-SG	43202	6202 NR
6203 NR	17	40	12	.134	.053	.150	203KG	6203 NR	203-SG	43203	6203 NR
6204 NR	20	47	14	.149	.053	.250	204KG	6204 NR	204-SG	43204	6204 NR
62/22 NR	22	50	14	.149	.053	.270	-	-	-	-	-
6205 NR	25	52	15	.149	.053	.290	205KG	6205 NR	205-SG	43205	6205 NR
62/28 NR	28	58	16	.149	.053	.370	-	-	-	-	-
6206 NR	30	62	16	.203	.075	.440	206KG	6206 NR	206-SG	43206	6206 NR
62/32 NR	32	65	17	.203	.075	.550	-	-	-	-	-
6207 NR	35	72	17	.203	.075	.640	207KG	6207 NR	207-SG	43207	6207 NR
6208 NR	40	80	18	.203	.075	.810	208KG	6208 NR	208-SG	43208	6208 NR
6209 NR	45	85	19	.203	.075	.900	209KG	6209 NR	209-SG	43209	6209 NR
6210 NR	50	90	20	.235	.106	1.020	210KG	6210 NR	210-SG	43210	6210 NR
6211 NR	55	100	21	.235	.106	1.340	211KG	6211 NR	211-SG	43211	6211 NR
6212 NR	60	110	22	.235	.106	1.730	212KG	6212 NR	212-SG	43212	6212 NR
6213 NR	65	120	23	.281	.122	2.180	-	6213 NR	213-SG	43213	6213 NR
6214 NR	70	125	24	.281	.122	2.360	214KG	6214 NR	214-SG	43214	6214 NR
6215 NR	75	130	25	.281	.122	2.600	-	6215 NR	215-SG	43215	6215 NR
6216 NR	80	140	26	.313	.122	3.090	-	6216 NR	216-SG	43216	6216 NR
6217 NR	85	150	28	.313	.122	3.950	-	6217 NR	-	43217	6217 NR
6218 NR	90	160	30	.313	.122	4.740	-	6218 NR	-	43218	6218 NR
6219 NR	95	170	32	.361	.138	5.780	-	6219 NR	-	43219	6219 NR
6220 NR	100	180	34	.361	.138	6.920	-	6220 NR	-	43220	6220 NR
6221 NR	105	190	36	.361	.138	8.160	-	6221 NR	-	-	6221 NR
6222 NR	110	200	38	.361	.138	9.610	-	6222 NR	-	43222	6222 NR
6224 NR	120	215	40	.361	.138	12.100	-	6224 NR	-	-	6224 NR
6226 NR	130	230	40	.433	.177	13.800	-	6226 NR	-	-	6226 NR

NOTE:

1.) C/3 and C/4 internal clearances are available on all of the above sizes.



One Shield
Z



Two Shields
ZZ

DEEP GROOVE BALL BEARINGS - ONE SHIELD

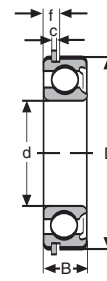
Consolidated No.	Dimensions (Metric)			Approx. Wgt. (lbs.)	Interchange						
	d	D	B		FAG SKF STEYR	FAF	FED	MRC	ND	NH	RIV
6200-Z	10	30	9	.080	6200 Z	200KD	1200F	200-SF	7500	200P	04 APL
6201-Z	12	32	10	.090	6201 Z	201KD	1201F	201-SF	7501	201P	03 APL
6202-Z	15	35	11	.100	6202 Z	202KD	1202F	202-SF	7502	202P	02 APL
6203-Z	17	40	12	.150	6203 Z	203KD	1203F	203-SF	7503	203P	01 APL
6204-Z	20	47	14	.250	6204 Z	204KD	1204F	204-SF	7504	204P	1 APL
6205-Z	25	52	15	.290	6205 Z	205KD	1205F	205-SF	7505	205P	2 APL
6206-Z	30	62	16	.440	6206 Z	206KD	1206F	206-SF	7506	206P	3 APL
6207-Z	35	72	17	.640	6207 Z	207KD	1207F	207-SF	7507	207P	4 APL
6208-Z	40	80	18	.810	6208 Z	208KD	1208F	208-SF	7508	208P	5 APL
6209-Z	45	85	19	.900	6209 Z	209KD	1209F	209-SF	7509	209P	6 APL
6210-Z	50	90	20	1.020	6210 Z	210KD	1210F	210-SF	7510	210P	7 APL
6211-Z	55	100	21	1.340	6211 Z	211KD	1211F	211-SF	7511	211P	8 APL
6212-Z	60	110	22	1.730	6212 Z	212KD	1212F	212-SF	7512	212P	9 APL
6213-Z	65	120	23	2.180	6213 Z	213KD	1213F	213-SF	7513	213P	10 APL
6214-Z	70	125	24	2.360	6214 Z	214KD	1214F	214-SF	7514	214P	11 APL
6215-Z	75	130	25	2.600	6215 Z	215KD	1215F	215-SF	7515	215P	12 APL
6216-Z	80	140	26	3.090	6216 Z	216KD	1216F	216-SF	7516	216P	13 APL
6217-Z	85	150	28	3.950	6217 Z	217KD	1217F	217-SF	7517	217P	14 APL
6218-Z	90	160	30	4.740	6218 Z	218KD	1218F	218-SF	7518	218P	15 APL
6219-Z	95	170	32	5.780	6219 Z	219KD	1219F	219-SF	7519	219P	16 APL
6220-Z	100	180	34	6.920	6220 Z	220KD	1220F	220-SF	7520	220P	17 APL
6221-Z	105	190	36	8.160	6221 Z	221KD	1221F	221-SF	7521	221P	18 APL
6222-Z	110	200	38	9.610	6222 Z	222KD	1222F	222-SF	7522	222P	19 APL
6224-Z	120	215	40	11.400	6224 Z	-	-	224-SF	-	224P	-
6226-Z	130	230	40	13.800	6226 Z	-	-	-	-	-	-

TWO SHIELDS

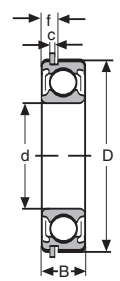
6200-ZZ	10	30	9	.080	6200.ZZ	200KDD	1200FF	200-SFF	77500	200PP	04 APPL
6201-ZZ	12	32	10	.090	6201.ZZ	201KDD	1201FF	201-SFF	77501	201PP	03 APPL
6202-ZZ	15	35	11	.100	6202.ZZ	202KDD	1202FF	202-SFF	77502	202PP	02 APPL
6203-ZZ	17	40	12	.150	6203.ZZ	203KDD	1203FF	203-SFF	77503	203PP	01 APPL
6204-ZZ	20	47	14	.250	6204.ZZ	204KDD	1204FF	204-SFF	77504	204PP	1 APPL
6205-ZZ	25	52	15	.290	6205.ZZ	205KDD	1205FF	205-SFF	77505	205PP	2 APPL
6206-ZZ	30	62	16	.440	6206.ZZ	206KDD	1206FF	206-SFF	77506	206PP	3 APPL
6207-ZZ	35	72	17	.640	6207.ZZ	207KDD	1207FF	207-SFF	77507	207PP	4 APPL
6208-ZZ	40	80	18	.810	6208.ZZ	208KDD	1208FF	208-SFF	77508	208PP	5 APPL
6209-ZZ	45	85	19	.900	6209.ZZ	209KDD	1209FF	209-SFF	77509	209PP	6 APPL
6210-ZZ	50	90	20	1.020	6210.ZZ	210KDD	1210FF	210-SFF	77510	210PP	7 APPL
6211-ZZ	55	100	21	1.340	6211.ZZ	211KDD	1211FF	211-SFF	77511	211PP	8 APPL
6212-ZZ	60	110	22	1.730	6212.ZZ	212KDD	1212FF	212-SFF	77512	212PP	9 APPL
6213-ZZ	65	120	23	2.180	6213.ZZ	213KDD	1213FF	213-SFF	77513	213PP	10 APPL
6214-ZZ	70	125	24	2.360	6214.ZZ	214KDD	1214FF	214-SFF	77514	214PP	11 APPL
6215-ZZ	75	130	25	2.600	6215.ZZ	215KDD	1215FF	215-SFF	77515	215PP	12 APPL
6216-ZZ	80	140	26	3.090	6216.ZZ	216KDD	1216FF	216-SFF	77516	216PP	13 APPL
6217-ZZ	85	150	28	3.950	6217.ZZ	217KDD	1217FF	217-SFF	77517	217PP	14 APPL
6218-ZZ	90	160	30	4.740	6218.ZZ	218KDD	1218FF	218-SFF	77518	218PP	15 APPL
6219-ZZ	95	170	32	5.780	6219.ZZ	-	1219FF	219-SFF	77519	219PP	16 APPL
6220-ZZ	100	180	34	6.920	6220.ZZ	-	1220FF	220-SFF	77520	220PP	17 APPL
6221-ZZ	105	190	36	8.160	6221.ZZ	-	1221FF	221-SFF	77521	221PP	18 APPL
6222-ZZ	110	200	38	9.610	6222.ZZ	-	1222FF	222-SFF	77522	222PP	19 APPL
6224-ZZ	120	215	40	11.400	6224.ZZ	-	-	224-SFF	-	224PP	-
6226-ZZ	130	230	40	13.800	6226.ZZ	-	-	-	-	-	-

NOTE:

1.) C/3 and C/4 internal clearances are available on all of the above sizes.



One Shield With Snap Ring ZNR



Two Shields With Snap Ring ZZNR

DEEP GROOVE BALL BEARINGS - ONE SHIELD WITH SNAP RING

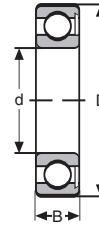
Consolidated No.	Dimensions					Approx. Wgt. (lbs.)	Interchange				
	(Metric)		(Inch)				FAF	FAG STEYR	MRC	ND	SKF
	d	D	B	f	c						
6200-ZNR	10	30	9	.134	.053	.080	-	6200 ZNR	200-SFG	47500	6200 ZNR
6201-ZNR	12	32	10	.134	.053	.090	201KDG	6201 ZNR	201-SFG	47501	6201 ZNR
6202-ZNR	15	35	11	.134	.053	.100	202KDG	6202 ZNR	202-SFG	47502	6202 ZNR
6203-ZNR	17	40	12	.134	.053	.150	203KDG	6203 ZNR	203-SFG	47503	6203 ZNR
6204-ZNR	20	47	14	.149	.053	.250	204KDG	6204 ZNR	204-SFG	47504	6204 ZNR
6205-ZNR	25	52	15	.149	.053	.290	205KDG	6205 ZNR	205-SFG	47505	6205 ZNR
6206-ZNR	30	62	16	.203	.075	.440	206KDG	6206 ZNR	206-SFG	47506	6206 ZNR
6207-ZNR	35	72	17	.203	.075	.640	207KDG	6207 ZNR	207-SFG	47507	6207 ZNR
6208-ZNR	40	80	18	.203	.075	.810	208KDG	6208 ZNR	208-SFG	47508	6208 ZNR
6209-ZNR	45	85	19	.203	.075	.900	209KDG	6209 ZNR	209-SFG	47509	6209 ZNR
6210-ZNR	50	90	20	.235	.106	1.020	210KDG	6210 ZNR	210-SFG	47510	6210 ZNR
6211-ZNR	55	100	21	.235	.106	1.340	211KDG	6211 ZNR	211-SFG	47511	6211 ZNR
6212-ZNR	60	110	22	.235	.106	1.730	212KDG	6212 ZNR	212-SFG	47512	6212 ZNR
6213-ZNR	65	120	23	.281	.122	2.180	-	6213 ZNR	213-SFG	47513	6213 ZNR
6214-ZNR	70	125	24	.281	.122	2.360	214KDG	6214 ZNR	214-SFG	47514	6214 ZNR
6215-ZNR	75	130	25	.281	.122	2.600	-	6215 ZNR	215-SFG	47515	6215 ZNR
6216-ZNR	80	140	26	.313	.122	3.090	-	6216 ZNR	216-SFG	47516	6216 ZNR
6217-ZNR	85	150	28	.313	.122	3.950	-	6217 ZNR	-	47517	6217 ZNR
6218-ZNR	90	160	30	.313	.122	4.740	-	6218 ZNR	-	47518	-
6219-ZNR	95	170	32	.361	.138	5.780	-	6219 ZNR	-	47519	-
6220-ZNR	100	180	34	.361	.138	6.920	-	6220 ZNR	-	47520	-
6221-ZNR	105	190	36	.361	.138	8.160	-	-	-	-	-
6222-ZNR	110	200	38	.361	.138	9.610	-	-	-	47522	-
6224-ZNR	120	215	40	.361	.138	12.100	-	-	-	-	-
6226-ZNR	130	230	40	.433	.177	13.800	-	-	-	-	-

TWO SHIELDS WITH SNAP RING

6200-ZZNR	10	30	9	.134	.053	.080	200KDDG	6200-2ZNR	200-SFFG	477500	6200 2ZNR
6201-ZZNR	12	32	10	.134	.053	.090	201KDDG	6201-2ZNR	201-SFFG	477501	6201 2ZNR
6202-ZZNR	15	35	11	.134	.053	.100	202KDDG	6202-2ZNR	202-SFFG	477502	6202 2ZNR
6203-ZZNR	17	40	12	.134	.053	.150	203KDDG	6203-2ZNR	203-SFFG	477503	6203 2ZNR
6204-ZZNR	20	47	14	.149	.053	.250	204KDDG	6204-2ZNR	204-SFFG	477504	6204 2ZNR
6205-ZZNR	25	52	15	.149	.053	.290	205KDDG	6205-2ZNR	205-SFFG	477505	6205 2ZNR
6206-ZZNR	30	62	16	.203	.075	.440	206KDDG	6206-2ZNR	206-SFFG	477506	6206 2ZNR
6207-ZZNR	35	72	17	.203	.075	.640	207KDDG	6207-2ZNR	207-SFFG	477507	6207 2ZNR
6208-ZZNR	40	80	18	.203	.075	.810	208KDDG	6208-2ZNR	208-SFFG	477508	6208 2ZNR
6209-ZZNR	45	85	19	.203	.075	.900	209KDDG	6209-2ZNR	209-SFFG	477509	6209 2ZNR
6210-ZZNR	50	90	20	.235	.106	1.020	210KDDG	6210-2ZNR	210-SFFG	477510	6210 2ZNR
6211-ZZNR	55	100	21	.235	.106	1.340	211KDDG	6211-2ZNR	211-SFFG	477511	6211 2ZNR
6212-ZZNR	60	110	22	.235	.106	1.730	-	6212-2ZNR	212-SFFG	477512	6212 2ZNR
6213-ZZNR	65	120	23	.281	.122	2.180	213KDDG	6213-2ZNR	213-SFFG	477513	6213 2ZNR
6214-ZZNR	70	125	24	.281	.122	2.360	-	6214-2ZNR	-	477514	6214 2ZNR
6215-ZZNR	75	130	25	.281	.122	2.600	-	6215-2ZNR	-	477515	6215 2ZNR
6216-ZZNR	80	140	26	.313	.122	3.090	-	6216-2ZNR	-	477516	6216 2ZNR
6217-ZZNR	85	150	28	.313	.122	3.950	-	6217-2ZNR	-	477517	6217 2ZNR
6218-ZZNR	90	160	30	.313	.122	4.740	-	6218 2ZNR	-	477518	-
6219-ZZNR	95	170	32	.361	.138	5.780	-	6219 2ZNR	-	477519	-
6220-ZZNR	100	180	34	.361	.138	6.920	-	6220 2ZNR	-	477520	-
6221-ZZNR	105	190	36	.361	.138	8.160	-	-	-	-	-
6222-ZZNR	110	200	38	.361	.138	9.610	-	-	-	477522	-
6224-ZZNR	120	215	40	.361	.138	12.100	-	-	-	-	-
6226-ZZNR	130	230	40	.433	.177	13.800	-	-	-	-	-

NOTE:

- 1.) When the shield is required on the same side as the snap ring use ZNBR suffix.
- 2.) C/2 and C/3 internal clearance is available on all of the above sizes.



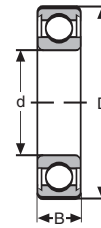
One Seal
RS

DEEP GROOVE BALL BEARINGS - ONE SEAL

Consolidated No.	Dimensions (Metric Inch)			Approx. Wgt. (lbs.)	FAG SKF STEYR	Interchange				
	d	D	B			FAF	FED	MRC	ND	NH
6200-RS	10	30	9	.080	6200 RS	200P	1200R	200-SZ	Z9500	200N
6201-RS	12	32	10	.090	6201 RS	201NP	1201R	201-SZ	Z9501	201N
6201/008-RS	.5000	32	10	.090	-	-	-	-	-	-
6201/13-RS	13	32	10	.090	-	-	-	-	-	-
6202-2RS	15	35	11	.100	6202 RS	202NP	1202R	202-SZ	Z9502	202K
6202/008-RS	.5000	35	11	.100	-	-	-	-	-	-
6202/010-RS	.6250	35	11	.100	-	-	-	-	-	-
6202/16-RS	16	35	11	.100	-	-	-	-	-	-
6203-RS	17	40	12	.150	6203 RS	203P	1203R	203-SZ	Z9503	203K
6203/012-RS	.7500	40	12	.150	-	-	-	-	-	-
6204-RS	20	47	14	.250	6204 RS	204P	1204R	204-SZ	Z9504	204N
6204-012-RS	.7500	47	14	.250	-	-	-	-	-	-
62/22-RS	22	50	14	.280	-	-	-	-	-	-
6205-RS	25	52	15	.290	6205 RS	205P	1205R	205-SZ	Z9505	205K
6205/100-RS	1.0000	52	15	.290	-	-	-	-	-	-
62/28-RS	28	58	16	.380	-	-	-	-	-	-
6206-RS	30	62	16	.440	6206 RS	206P	1206R	206-SZ	Z9506	206K
62/32-RS	32	65	17	.490	-	-	-	-	-	-
6207-RS	35	72	17	.640	6207 RS	207P	1207R	207-SZ	Z9507	207K
6208-RS	40	80	18	.810	6208 RS	208P	1208R	208-SZ	Z9508	-
6209-RS	45	85	19	.900	6209 RS	209P	1209R	209-SZ	Z9509	-
6210-RS	50	90	20	1.020	6210 RS	210P	1210R	210-SZ	Z9510	-
6211-RS	55	100	21	1.340	6211 RS	211P	1211R	211-SZ	Z9511	-
6212-RS	60	110	22	1.730	6212 RS	212P	1212R	212-SZ	Z9512	-
6213-RS	65	120	23	2.180	6213 RS	213P	1213R	-	-	-
6214-RS	70	125	24	2.360	6214 RS	214P	1214R	-	-	-
6215-RS	75	130	25	2.600	6215 RS	215P	1215R	-	-	-
6216-RS	80	140	26	3.060	6216 RS	-	-	-	-	-
6217-RS	85	150	28	3.950	6217 RS	-	-	-	-	-
6218-RS	90	160	30	4.940	6218 RS	-	-	-	-	-
6219-RS	95	170	32	6.100	6219 RS	-	-	-	-	-
6220-RS	100	180	34	6.920	6220 RS	-	-	-	-	-
6222-RS	110	200	38	9.610	6222 RS	-	-	-	-	-
6224-RS	120	215	40	11.400	6224 RS	-	-	-	-	-
6226-RS	130	230	40	13.200	6226 RS	-	-	-	-	-

NOTE:

- 1.) C/3 and C/4 internal clearances are available on all of the above sizes.
- 2.) Inch bore sizes - FAF and ND bearings are shielded.



Two Seals
2RS

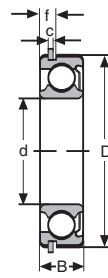
DEEP GROOVE BALL BEARINGS - TWO SEALS

Consolidated No.	Dimensions (Metric Inch)			Approx. Wgt. (lbs.)	Interchange											
	d	D	B		FAG	SKF	FAF	FED	MRC	ND	NH	RIV	STEYR			
* 6200-2RS	10	30	9	.080	6200.2RSR	6200-2RS1	200PP	1200RR	200-SZZ	Z99500	200NN	ALN 10	6200.2RS			
* 6201-2RS	12	32	10	.090	6201.2RSR	6201-2RS1	201NPP	1201RR	201-SZZ	Z99501	201NN	ALN 12	6201.2RS			
6201/008-2RS	.5000	32	10	.090	-	465898-2RS1	201KDD2	-	201SFF4	77110	XA-170-KK	-	-			
6201/13-2RS	13	32	10	.090	-	466796-2RS1	201KDD3	-	201SFF5	77108	XF-149-KK	-	-			
* 6202-2RS	15	35	11	.100	6202.2RSR	6202-2RS1	202NPP	1202RR	202-SZZ	Z99502	202KK	ALN 15	6202.2RS			
6202/008-2RS	.5000	35	11	.100	-	-	-	-	202SFF2	-	-	-	-			
6202/010-2RS	.6250	35	11	.100	-	466041-2Z1	202KDD4	-	-	77120	XF-184-KK	-	-			
6202/16-2RS	16	35	11	.100	-	-	-	-	-	77502-16	XF-182-KK	-	-			
* 6203-2RS	17	40	12	.150	6203.2RSR	6203-2RS1	203PP	1203RR	203-SZZ	Z99503	203KK	ALN 17	6203.2RS			
6203/010-2RS	.6250	40	12	.150	-	-	-	-	-	77503 AD	-	-	-			
6203/012-2RS	.7500	40	12	.150	-	-	-	-	203SZZ12	-	XF-135-KK	-	-			
* 6204-2RS	20	47	14	.250	6204.2RSR	6204-2RS1	204PP	1204RR	204-SZZ	Z99504	204NN	ALN 20	6204.2RS			
6204/012-2RS	.7500	47	14	.250	-	465966-2RS1	204PP4	-	-	-	-	-	-			
62/22-2RS	22	50	14	.280	62/22.2RSR	62/22-2RS1	-	-	-	-	-	ALN 22	62/22.2RS			
* 6205-2RS	25	52	15	.290	6205.2RSR	6205-2RS1	205PP	1205RR	205-SZZ	Z99505	205KK	ALN 25	6205.2RS			
6205/100-2RS	1.0000	52	15	.290	-	-	205KDD2	-	-	-	-	-	-			
62/28-2RS	28	58	16	.380	-	-	-	-	-	-	-	ALN 28	-			
* 6206-2RS	30	62	16	.440	6206.2RSR	6206-2RS1	206PP	1206RR	206-SZZ	Z99506	206KK	ALN 30	6206.2RS			
62/32-2RS	32	65	17	.490	-	-	-	-	-	-	-	ALN 32	-			
* 6207-2RS	35	72	17	.640	6207.2RSR	6207-2RS1	207PP	1207RR	207-SZZ	Z99507	207KK	ALN 35	6207.2RS			
6208-2RS	40	80	18	.810	6208.2RSR	6208-2RS1	208PP	1208RR	208-SZZ	Z99508	-	ALN 40	6208.2RS			
6209-2RS	45	85	19	.900	6209.2RSR	6209-2RS1	209PP	1209RR	209-SZZ	Z99509	-	ALN 45	6209.2RS			
6210-2RS	50	90	20	1.020	6210.2RSR	6210-2RS1	210PP	1210RR	210-SZZ	Z99510	-	ALN 50	6210.2RS			
6211-2RS	55	100	21	1.340	6211.2RSR	6211-2RS1	211NPP	1211RR	211-SZZ	Z99511	-	ALN 55	6211.2RS			
6212-2RS	60	110	22	1.730	6212.2RSR	6212-2RS1	212NPP	1212RR	212-SZZ	Z99512	-	ALN 60	6212.2RS			
6213-2RS	65	120	23	2.180	6213.2RSR	6213-2RS1	213NPP	1213RR	213-SZZ	Z99513	-	ALN 65	6213.2RS			
6214-2RS	70	125	24	2.360	6214.2RSR	6214-2RS1	214NPP	1214RR	214-SZZ	Z99514	-	ALN 70	6214.2RS			
6215-2RS	75	130	25	2.600	6215.2RSR	6215-2RS1	215NPP	1215RR	215-SZZ	Z99515	-	ALN 75	6215.2RS			
6216-2RS	80	140	26	3.060	6216.2RSR	6216-2RS1	216NPP	-	216-SZZ	-	-	-	6216.2RS			
6217-2RS	85	150	28	3.950	6217.2RSR	6217-2RS1	-	-	217-SZZ	-	-	-	6217.2RS			
6218-2RS	90	160	30	4.940	6218.2RSR	6218-2RS1	-	-	218-SZZ	-	-	-	6218.2RS			
6219-2RS	95	170	32	6.100	6219.2RSR	6219-2RS1	-	-	219-SZZ	-	-	-	6219.2RS			
6220-2RS	100	180	34	6.920	6220.2RSR	6220-2RS1	-	-	-	-	-	-	6220.2RS			
6222-2RS	110	200	38	9.610	6222.2RSR	6222-2RS1	-	-	-	-	-	-	6222.2RS			
6224-2RS	120	215	40	11.400	6224.2RSR	6224-2RS1	-	-	-	-	-	-	6224.2RS			
6226-2RS	130	230	40	13.200	6226.2RS	6226-2RS1	-	-	-	-	-	-	6226.2RS			

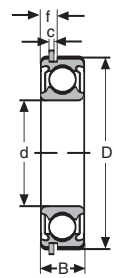
* Sizes also available in ABEC #5 precision - suffix "P5".

NOTE:

- 1.) C/3 and C/4 internal clearances are available on all of the above sizes.
- 2.) Some inch bore sizes (SKF, FAF, MRC, ND) bearings are shielded.



One Seal With Snap Ring RSNR



Two Seals With Snap Ring 2RSNR

DEEP GROOVE BALL BEARINGS - ONE SEAL WITH SNAP RING

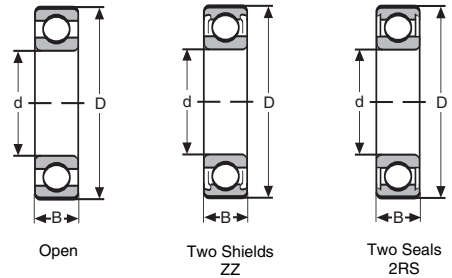
Consolidated No.	Dimensions					Approx. Wgt. (lbs.)	Interchange	Interchange				
	(Metric)		(Inch)					FAF	FAG STEYR	MRC	ND	SKF
	d	D	B	f	c							
6200-RSNR	10	30	9	.134	.053	.080	-	6200 RSNR	-	Z49500	6200 RSNR	
6201-RSNR	12	32	10	.134	.053	.090	-	6201 RSNR	201-SZG	Z49501	6201 RSNR	
6202-RSNR	15	35	11	.134	.053	.100	-	6202 RSNR	202-SZG	Z49502	-	
6203-RSNR	17	40	12	.134	.053	.150	-	6203 RSNR	203-SZG	Z49503	6203 RSNR	
6204-RSNR	20	47	14	.149	.053	.250	-	6204 RSNR	204-SZG	Z49504	6204 RSNR	
6205-RSNR	25	52	15	.149	.053	.290	-	6205 RSNR	205-SZG	Z49505	6205 RSNR	
6206-RSNR	30	62	16	.203	.075	.440	-	6206 RSNR	206-SZG	Z49506	6206 RSNR	
6207-RSNR	35	72	17	.203	.075	.640	-	6207 RSNR	207-SZG	Z49507	6207 RSNR	
6208-RSNR	40	80	18	.203	.075	.810	-	6208 RSNR	-	Z49508	-	
6209-RSNR	45	85	19	.203	.075	.900	-	6209 RSNR	-	Z49509	-	
6210-RSNR	50	90	20	.235	.106	1.020	-	6210 RSNR	-	Z49510	-	
6211-RSNR	55	100	21	.235	.106	1.340	-	6211 RSNR	-	Z49511	6211 RSNR	
6212-RSNR	60	110	22	.235	.106	1.730	-	6212 RSNR	-	Z49512	6212 RSNR	
6213-RSNR	65	120	23	.281	.122	2.180	-	6213 RSNR	-	-	6213 RSNR	
6214-RSNR	70	125	24	.281	.122	2.360	-	6214 RSNR	214-SZG	-	-	
6215-RSNR	75	130	25	.281	.122	2.600	-	6215 RSNR	-	-	6215 RSNR	
6216-RSNR	80	140	26	.313	.122	3.090	-	6216 RSNR	-	-	6216 RSNR	
6217-RSNR	85	150	28	.313	.122	3.950	-	6217 RSNR	-	-	-	
6218-RSNR	90	160	30	.313	.122	4.740	-	6218 RSNR	-	-	-	
6219-RSNR	95	170	32	.361	.138	5.780	-	6219 RSNR	-	-	-	
6220-RSNR	100	180	34	.361	.138	6.920	-	6220 RSNR	-	-	-	
6221-RSNR	105	190	36	.361	.138	8.160	-	-	-	-	-	
6222-RSNR	110	200	38	.361	.138	9.610	-	-	-	-	-	
6224-RSNR	120	215	40	.361	.138	12.100	-	-	-	-	-	
6226-RSNR	130	230	40	.433	.177	13.800	-	-	-	-	-	

TWO SEALS WITH SNAP RING

6200-2RSNR	10	30	9	.134	.053	.080	200PPG	6200-2RSNR	200-SZZG	Z499500	6200 2RSNR
6201-2RSNR	12	32	10	.134	.053	.090	201PPG	6201-2RSNR	201-SZZG	Z499501	6201 2RSNR
6202-2RSNR	15	35	11	.134	.053	.100	202PPG	6202-2RSNR	202-SZZG	Z499502	6202 2RSNR
6202/008-2RSNR	.5000	35	11	.134	.053	.100	-	-	-	-	-
6202/010-2RSNR	.6250	35	11	.134	.053	.100	-	-	-	-	-
6203-2RSNR	17	40	12	.134	.053	.150	203PPG	6203-2RSNR	203-SZZG	Z499503	6203 2RSNR
6203/010-2RSNR	.6250	40	12	.134	.053	.150	-	-	-	-	-
6204-2RSNR	20	47	14	.149	.053	.250	204PPG	6204-2RSNR	204-SZZG	Z499504	6204 2RSNR
6205-2RSNR	25	52	15	.149	.053	.290	205PPG	6205-2RSNR	205-SZZG	Z499505	6205 2RSNR
6205/100-2RSNR	1.0000	52	15	.149	.053	.290	-	-	-	-	-
6206-2RSNR	30	62	16	.203	.075	.440	206NPPG	6206-2RSNR	206-SZZG	Z499506	6206 2RSNR
6207-2RSNR	35	72	17	.203	.075	.640	207NPPG	6207-2RSNR	207-SZZG	Z499507	6207 2RSNR
6208-2RSNR	40	80	18	.203	.075	.810	208NPPG	6208-2RSNR	208-SZZG	Z499508	6208 2RSNR
6209-2RSNR	45	85	19	.203	.075	.900	209NPPG	6209-2RSNR	209-SZZG	Z499509	6209 2RSNR
6210-2RSNR	50	90	20	.235	.106	1.020	210NPPG	6210-2RSNR	210-SZZG	Z499510	6210 2RSNR
6211-2RSNR	55	100	21	.235	.106	1.340	211NPPG	6211-2RSNR	211-SZZG	Z499511	6211 2RSNR
6212-2RSNR	60	110	22	.235	.106	1.730	212NPPG	6212-2RSNR	212-SZZG	Z499512	6212 2RSNR
6213-2RSNR	65	120	23	.281	.122	2.180	213NPPG	6213-2RSNR	213-SZZG	-	6213 2RSNR
6214-2RSNR	70	125	24	.281	.122	2.360	-	6214-2RSNR	214-SZZG	-	6214 2RSNR
6215-2RSNR	75	130	25	.281	.122	2.600	-	6215-2RSNR	215-SZZG	-	6215 2RSNR
6216-2RSNR	80	140	26	.313	.122	3.090	-	6216-2RSNR	-	-	6216 2RSNR
6217-2RSNR	85	150	28	.313	.122	3.950	-	6217-2RSNR	-	-	6217 2RSNR
6218-2RSNR	90	160	30	.313	.122	4.740	-	6218-2RSNR	-	-	-
6219-2RSNR	95	170	32	.361	.138	5.780	-	6219-2RSNR	-	-	-
6220-2RSNR	100	180	34	.361	.138	6.920	-	6220-2RSNR	-	-	-
6221-2RSNR	105	190	36	.361	.138	8.160	-	-	-	-	-
6222-2RSNR	110	200	38	.361	.138	9.610	-	-	-	-	-
6224-2RSNR	120	215	40	.361	.138	12.100	-	-	-	-	-
6226-2RSNR	130	230	40	.433	.177	13.800	-	-	-	-	-

NOTE:

- 1.) When the seal is required on the same side as the snap ring use RSNBR suffix.
- 2.) C/2 and C/3 internal clearance is available on all of the above sizes.



DEEP GROOVE BALL BEARINGS - STAINLESS STEEL (440C TYPE)

Consolidated No.	Dimensions (Metric)			Approx. Wgt. (lbs.)	Interchange				
	d	D	B		FAF	FAG	MRC	ND	SKF
SS6200	10	30	9	.070	A200K	S6200	200-S-ST	SS3200	W 6200
SS6201	12	32	10	.080	A201K	S6201	201-S-ST	SS3201	W 6201
SS6202	15	35	11	.100	A202K	S6202	202-S-ST	SS3202	W 6202
SS6203	17	40	12	.140	A203K	S6203	203-S-ST	SS3203	W 6203
SS6204	20	47	14	.230	A204K	S6204	204-S-ST	SS3204	W 6204
SS6205	25	52	15	.280	A205K	S6205	205-S-ST	SS3205	W 6205
SS6206	30	62	16	.420	A206K	S6206	206-S-ST	SS3206	W 6206
SS6207	35	72	17	.630	-	S6207	-	-	W 6207
SS6208	40	80	18	.780	A208K	S6208	-	-	W 6208
SS6209	45	85	19	.900	-	S6209	-	-	W 6209
SS6210	50	90	20	1.010	-	S6210	-	-	W 6210
SS6211	55	100	21	1.320	-	S6211	-	-	-
SS6212	60	110	22	1.720	-	S6212	-	-	-
SS6213	65	120	23	2.180	-	S6213	-	-	-

TWO SHIELDS

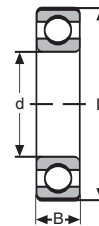
SS6200-ZZ	10	30	9	.080	-	-	-	-	W 6200-ZZ
SS6201-ZZ	12	32	10	.090	-	-	-	-	W 6201-ZZ
SS6202-ZZ	15	35	11	.100	A202KDD	-	202-SFF-ST	SS77502	W 6202-ZZ
SS6203-ZZ	17	40	12	.150	A203KDD	-	203-SFF-ST	SS77503	W 6203-ZZ
SS6204-ZZ	20	47	14	.250	A204KDD	-	204-SFF-ST	SS77504	W 6204-ZZ
SS6205-ZZ	25	52	15	.290	A205KDD	-	205-SFF-ST	SS77505	W 6205-ZZ
SS6206-ZZ	30	62	16	.440	A206KDD	-	206-SFF-ST	SS77506	W 6206-ZZ
SS6207-ZZ	35	72	17	.639	-	-	-	-	W 6207-ZZ
SS6208-ZZ	40	80	18	.816	-	-	-	-	W 6208-ZZ
SS6209-ZZ	45	85	19	.904	-	-	-	-	W 6209-ZZ
SS6210-ZZ	50	90	20	1.014	-	-	-	-	W 6210-ZZ

TWO SEALS

SS6200-2RS	10	30	9	.080	A200PP	S6200.2RSR	200-SZZ-ST	SS99500	W 6200-2RS1
SS6201-2RS	12	32	10	.090	A201PP	S6201.2RSR	201-SZZ-ST	SS99501	W 6201-2RS1
SS6202-2RS	15	35	11	.100	A202PP	S6202.2RSR	202-SZZ-ST	SS99502	W 6202-2RS1
SS6203-2RS	17	40	12	.150	A203PP	S6203.2RSR	203-SZZ-ST	SS99503	W 6203-2RS1
SS6204-2RS	20	47	14	.250	A204PP	S6204.2RSR	204-SZZ-ST	SS99504	W 6204-2RS1
SS6205-2RS	25	52	15	.290	A205PP	S6205.2RSR	205-SZZ-ST	SS99505	W 6205-2RS1
SS6206-2RS	30	62	16	.440	A206PP	S6206.2RSR	206-SZZ-ST	SS99506	W 6206-2RS1
SS6207-2RS	35	72	17	.640	-	S6207.2RSR	-	-	W 6207-2RS1
SS6208-2RS	40	80	18	.810	-	S6208.2RSR	-	-	W 6208-2RS1
SS6209-2RS	45	85	19	.900	-	S6209.2RSR	-	-	W 6209-2RS1
SS6210-2RS	50	90	20	1.020	-	S6210.2RSR	-	-	W 6210-2RS1
SS6211-2RS	55	100	21	1.340	-	S6211.2RSR	-	-	-
SS6212-2RS	60	110	22	1.750	-	S6212.2RSR	-	-	-
SS6213-2RS	65	120	23	2.210	-	S6213.2RSR	-	-	-

NOTE:

- Outer races, inner races and balls are manufactured from 440C or equivalent stainless steel. They are through hardened to a hardness of 55-57 RC.
- The cages are manufactured from 304 or equivalent stainless steel.
- Shields are manufactured from 304 or equivalent stainless steel.
- Seals have a metal core covered with synthetic rubber.



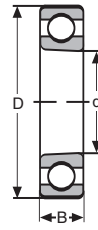
Open

DEEP GROOVE BALL BEARINGS

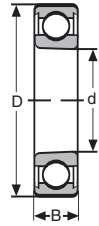
Consolidated No.	Dimensions (Metric)			Approx. Wgt. (lbs.)	Interchange							
	d	D	B		FAG STEYR SKF	FAF	FED	MRC	ND	NH	RIV	Torrington
6300	10	35	11	.120	6300	300K	1300	300-S	3300	300	1B	-
6301	12	37	12	.140	6301	301K	1301	301-S	3301	301	2B	-
6302	15	42	13	.190	6302	302K	1302	302-S	3302	302	3B	-
6303	17	47	14	.260	6303	303K	1303	303-S	3303	303	4B	-
6304	20	52	15	.320	6304	304K	1304	304-S	3304	304	5B	-
63/22	22	56	16	.380	63/22	-	-	-	-	-	5B22	-
6305	25	62	17	.520	6305	305K	1305	305-S	3305	305	6B	-
63/28	28	68	18	.790	63/28	-	-	-	-	-	6B28	-
6306	30	72	19	.770	6306	306K	1306	306-S	3306	306	7B	-
63/32	32	75	20	.890	63/32	-	-	-	-	-	7B32	-
6307	35	80	21	1.010	6307	307K	1307	307-S	3307	307	8B	-
6308	40	90	23	1.400	6308	308K	1308	308-S	3308	308	9B	-
6309	45	100	25	1.840	6309	309K	1309	309-S	3309	309	10B	-
6310	50	110	27	2.360	6310	310K	1310	310-S	3310	310	11B	-
6311	55	120	29	3.020	6311	311K	1311	311-S	3311	311	12B	-
6312	60	130	31	3.750	6312	312K	1312	312-S	3312	312	13B	-
6313	65	140	33	4.590	6313	313K	1313	313-S	3313	313	14B	-
6314	70	150	35	5.560	6314	314K	1314	314-S	3314	314	15B	-
6315	75	160	37	6.660	6315	315K	1315	315-S	3315	315	16B	-
6316	80	170	39	7.920	6316	316K	1316	316-S	3316	316	17B	-
6317	85	180	41	9.330	6317	317K	1317	317-S	3317	317	18B	-
6318	90	190	43	10.800	6318	318K	1318	318-S	3318	318	19B	-
6319	95	200	45	12.500	6319	319K	1319	319-S	3319	319	20B	-
6320	100	215	47	15.400	6320	320K	1320	320-S	3320	320	21B	100 BC 03
6321 M	105	225	49	17.800	6321	321K	1321	321-S	3321	321	22B	105 BC 03
6322 M	110	240	50	21.000	6322	322K	1322	322-S	3322	322	23B	110 BC 03
6323 M	115	250	53	26.500	-	-	-	-	-	-	-	115 BC 03
6324 M	120	260	55	32.200	6324	-	-	-	3324	324	24B	120 BC 03
6326 M	130	280	58	40.100	6326	326K	-	-	3326	-	25B	130 BC 03
6328 M	140	300	62	48.100	6328	-	-	-	3328	-	26B	140 BC 03
6330 M	150	320	65	57.800	6330	330K	-	-	3330	-	27B	150 BC 03
6332 M	160	340	68	66.000	6332	332K	-	-	3332	-	28B	160 BC 03
6334 M	170	360	72	78.000	6334	334K	-	-	3334	-	29B	170 BC 03
6336 M	180	380	75	91.000	6336	336K	-	-	3336	-	-	180 BC 03
6338 M	190	400	78	105.000	6338	338K	-	-	3338	-	-	190 BC 03
6340 M	200	420	80	118.000	6340	340K	-	-	3340	-	-	200 BC 03
6342 M	210	440	84	136.500	-	342K	-	-	-	-	-	210 BC 03
6344 M	220	460	88	155.000	6344	344K	-	-	3344	-	-	220 BC 03
6348 M	240	500	95	198.000	6348	348K	-	-	3348	-	-	240 BC 03
6352 M	260	540	102	247.000	6352	352K	-	-	3352	-	-	260 BC 03
6356 M	280	580	108	302.000	6356	356K	-	-	3356	-	-	280 BC 03
6360 M	300	620	109	361.560	6360	-	-	-	-	-	-	-
6364 M	320	670	112	440.920	6364	-	-	-	-	-	-	-
6368 M	340	710	118	524.720	6368	-	-	-	-	-	-	-
6372 M	360	750	125	615.090	6372	-	-	-	-	-	-	-
6376 M	380	780	128	679.020	6376	-	-	-	-	-	-	-
6380 M	400	820	136	793.660	6380	-	-	-	-	-	-	-
6384 M	420	850	136	846.570	6384	-	-	-	-	-	-	-
6388 M	440	900	145	1022.940	6388	-	-	-	-	-	-	-
6392 M	460	950	155	1225.760	6392	-	-	-	-	-	-	-
6396 M	480	980	160	1327.170	6396	-	-	-	-	-	-	-
63/500 M	500	1030	170	1565.270	63/500	-	-	-	-	-	-	-

NOTE:

- 1.) Sizes 6300 through 6320 are normally equipped with steel or polyamide glass fibre cages. They are also available with machined bronze cages - suffix "M".
- 2.) C/3 and C/4 internal clearances are available on all of the above sizes.



Tapered Bore - 1:12
Open



Tapered Bore - 1:12
Two Seals
2RS

DEEP GROOVE BALL BEARINGS - TAPERED BORE

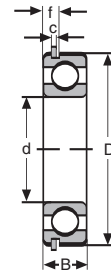
Consolidated No.	Dimensions (Metric)			Approx. Wgt. (lbs.)	FAG SKF STEYR	Interchange	
	d	D	B			MRC	RIV
6300-K	10	35	11	.120	6300 K	-	1 BK
6301-K	12	37	12	.140	6301 K	-	2 BK
6302-K	15	42	13	.190	6302 K	-	3 BK
6303-K	17	47	14	.260	6303 K	-	4 BK
6304-K	20	52	15	.320	6304 K	-	5 BK
6305-K	25	62	17	.520	6305 K	305-SX	6 BK
6306-K	30	72	19	.770	6306 K	306-SX	7 BK
6307-K	35	80	21	1.010	6307 K	307-SX	8 BK
6308-K	40	90	23	1.400	6308 K	308-SX	9 BK
6309-K	45	100	25	1.840	6309 K	309-SX	10 BK
6310-K	50	110	27	2.360	6310 K	310-SX	11 BK
6311-K	55	120	29	3.020	6311 K	311-SX	12 BK
6312-K	60	130	31	3.750	6312 K	312-SX	13 BK
6313-K	65	140	33	4.590	6313 K	313-SX	14 BK
6314-K	70	150	35	5.560	6314 K	314-SX	15 BK
6315-K	75	160	37	6.660	6315 K	315-SX	16 BK
6316-K	80	170	39	7.920	6316 K	316-SX	17 BK
6317-K	85	180	41	9.330	6317 K	317-SX	18 BK
6318-K	90	190	43	10.800	6318 K	318-SX	19 BK
6319-K	95	200	45	12.500	6319 K	319-SX	20 BK
6320-K	100	215	47	15.400	6320 K	320-SX	21 BK
6321-K	105	225	49	17.800	6321 K	321-SX	22 BK
6322-K	110	240	50	21.000	6322 K	322-SX	23 BK
6324-K	120	260	55	32.200	6324 K	324-SX	24 BK
6326-K	130	280	58	40.100	6326 K	-	25 BK
6328-K	140	300	62	48.100	6328 K	-	-
6330-K	150	320	65	57.800	6330 K	-	-
6332-K	160	340	68	63.890	6332 K	-	-
6334-K	170	360	72	75.710	6334 K	-	-
6336-K	180	380	75	87.700	6336 K	-	-

TAPERED BORE - TWO SEALS

6304-K 2RS	20	52	15	.320	6304 K.2RS	-	-
6305-K 2RS	25	62	17	.520	6305 K.2RS	305-SZZX	-
6306-K 2RS	30	72	19	.770	6306 K.2RS	306-SZZX	-
6307-K 2RS	35	80	21	1.010	6307 K.2RS	307-SZZX	-
6308-K 2RS	40	90	23	1.400	6308 K.2RS	308-SZZX	-
6309-K 2RS	45	100	25	1.850	6309 K.2RS	309-SZZX	-
6310-K 2RS	50	110	27	2.360	6310 K.2RS	310-SZZX	-
6311-K 2RS	55	120	29	3.020	6311 K.2RS	311-SZZX	-
6312-K 2RS	60	130	31	3.750	6312 K.2RS	312-SZZX	-
6313-K 2RS	65	140	33	4.590	6313 K.2RS	313-SZZX	-
6314-K 2RS	70	150	35	5.560	6314 K.2RS	314-SZZX	-
6315-K 2RS	75	160	37	6.660	6315 K.2RS	315-SZZX	-
6316-K 2RS	80	170	39	7.920	6316 K.2RS	316-SZZX	-
6317-K 2RS	85	180	41	9.330	6317 K.2RS	317-SZZX	-
6318-K 2RS	90	190	43	10.800	6318 K.2RS	318-SZZX	-

NOTE:

1.) C/3 and C/4 internal clearances are available on all of the above sizes.



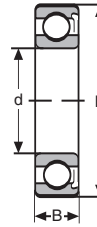
Open With
Snap Ring

DEEP GROOVE BALL BEARINGS - WITH SNAP RING

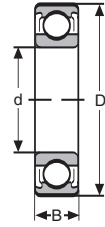
Consolidated No.	Dimensions					Approx. Wgt. (lbs.)	Interchange				
	(Metric)			(Inch)			FAF	FAG STEYR	MRC	ND	SKF
	d	D	B	f	c						
6300 NR	10	35	11	.134	.053	.120	-	6300 NR	-	43300	-
6301 NR	12	37	12	.134	.053	.140	-	6301 NR	-	43301	-
6302 NR	15	42	13	.134	.053	.190	-	6302 NR	-	43302	-
6303 NR	17	47	14	.149	.053	.260	303KG	6303 NR	303-SG	43303	-
6304 NR	20	52	15	.149	.053	.320	304KG	6304 NR	-	43304	6304 NR
63/22 NR	22	56	16	.149	.053	.450	-	-	-	-	-
6305 NR	25	62	17	.203	.074	.520	305KG	6305 NR	305-SG	43305	6305 NR
63/28 NR	28	68	18	.203	.074	.650	-	-	-	-	-
6306 NR	30	72	19	.203	.074	.770	306KG	6306 NR	306-SG	43306	6306 NR
63/32 NR	32	75	20	.203	.074	.900	-	-	-	-	-
6307 NR	35	80	21	.203	.074	1.010	307KG	6307 NR	307-SG	43307	6307 NR
6308 NR	40	90	23	.235	.106	1.400	308KG	6308 NR	308-SG	43308	6308 NR
6309 NR	45	100	25	.235	.106	1.840	309KG	6309 NR	309-SG	43309	6309 NR
6310 NR	50	110	27	.235	.106	2.360	310KG	6310 NR	310-SG	43310	6310 NR
6311 NR	55	120	29	.281	.122	3.020	311KG	6311 NR	311-SG	43311	6311 NR
6312 NR	60	130	31	.281	.122	3.750	312KG	6312 NR	312-SG	43312	6312 NR
6313 NR	65	140	33	.314	.122	4.590	-	6313 NR	313-SG	43313	6313 NR
6314 NR	70	150	35	.314	.122	5.560	-	6314 NR	314-SG	43314	6314 NR
6315 NR	75	160	37	.314	.122	6.660	-	6315 NR	315-SG	43315	6315 NR
6316 NR	80	170	39	.361	.137	7.920	-	6316 NR	316-SG	43316	-
6317 NR	85	180	41	.361	.137	9.330	-	6317 NR	317-SG	43317	-
6318 NR	90	190	43	.361	.137	10.800	-	6318 NR	318-SG	-	-
6319 NR	95	200	45	.361	.137	12.500	-	6319 NR	319-SG	-	-
6320 NR	100	215	47	.361	.137	15.400	-	-	320-SG	-	-
6321 NR	105	225	49	.433	.177	17.800	-	-	321-SG	-	-

NOTE:

1.) C/3 and C/4 internal clearances are available on all of the above sizes.



One Shield
Z



Two Shields
ZZ

DEEP GROOVE BALL BEARINGS - ONE SHIELD

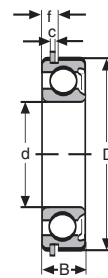
Consolidated No.	Dimensions (Metric)			Approx. Wgt. (lbs.)	FAG SKF STEYR		Interchange				
	d	D	B		FAF	FED	MRC	ND	NH	RIV	
6300-Z	10	35	11	.120	6300 Z	300KD	1300F	300-SF	7600	300P	1 BPL
6301-Z	12	37	12	.140	6301 Z	301KD	1301F	301-SF	7601	301P	2 BPL
6302-Z	15	42	13	.140	6302 Z	302KD	1302F	302-SF	7602	302P	3 BPL
6303-Z	17	47	14	.260	6303 Z	303KD	1303F	303-SF	7603	303P	4 BPL
6304-Z	20	52	15	.320	6304 Z	304KD	1304F	304-SF	7604	304P	5 BPL
6305-Z	25	62	17	.520	6305 Z	305KD	1305F	305-SF	7605	305P	6 BPL
6306-Z	30	72	19	.770	6306 Z	306KD	1306F	306-SF	7606	306P	7 BPL
6307-Z	35	80	21	1.010	6307 Z	307KD	1307F	307-SF	7607	307P	8 BPL
6308-Z	40	90	23	1.400	6308 Z	308KD	1308F	308-SF	7608	308P	9 BPL
6309-Z	45	100	25	1.840	6309 Z	309KD	1309F	309-SF	7609	309P	10 BPL
6310-Z	50	110	27	2.360	6310 Z	310KD	1310F	310-SF	7610	310P	11 BPL
6311-Z	55	120	29	3.020	6311 Z	311KD	1311F	311-SF	7611	311P	12 BPL
6312-Z	60	130	31	3.750	6312 Z	312KD	1312F	312-SF	7612	312P	13 BPL
6313-Z	65	140	33	4.590	6313 Z	313KD	1313F	313-SF	7613	313P	14 BPL
6314-Z	70	150	35	5.560	6314 Z	314KD	1314F	314-SF	7614	314P	15 BPL
6315-Z	75	160	37	6.660	6315 Z	315KD	1315F	315-SF	7615	315P	16 BPL
6316-Z	80	170	39	7.920	6316 Z	316KD	1316F	316-SF	-	316P	17 BPL
6317-Z	85	180	41	9.330	6317 Z	317KD	1317F	317-SF	7617	317P	18 BPL
6318-Z	90	190	43	10.800	6318 Z	318KD	1318F	318-SF	-	318P	19 BPL
6319-Z	95	200	45	12.500	6319 Z	319KD	1319F	319-SF	-	319P	20 BPL
6320-Z	100	215	47	15.400	6320 Z	320KD	1320F	320-SF	-	320P	21 BPL
6321-Z	105	225	49	17.800	6321 Z	321KD	1321F	321-SF	-	321P	-
6322-Z	110	240	50	21.000	6322 Z	322KD	1322F	322-SF	-	322P	-
6324-Z	120	260	55	32.200	6324Z	-	-	324-SF	-	-	-
6326-Z	130	280	58	40.100	6326Z	-	-	-	-	-	-

TWO SHIELDS

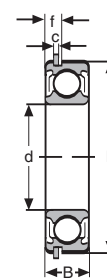
6300-ZZ	10	35	11	.120	6300.ZZ	300KDD	1300FF	300-SFF	77600	300PP	1 BPPL
6301-ZZ	12	37	12	.140	6301.ZZ	301KDD	1301FF	301-SFF	77601	301PP	2 BPPL
6302-ZZ	15	42	13	.190	6302.ZZ	302KDD	1302FF	302-SFF	77602	302PP	3 BPPL
6303-ZZ	17	47	14	.260	6303.ZZ	303KDD	1303FF	303-SFF	77603	303PP	4 BPPL
6304-ZZ	20	52	15	.320	6304.ZZ	304KDD	1304FF	304-SFF	77604	304PP	5 BPPL
6305-ZZ	25	62	17	.520	6305.ZZ	305KDD	1305FF	305-SFF	77605	305PP	6 BPPL
6306-ZZ	30	72	19	.770	6306.ZZ	306KDD	1306FF	306-SFF	77606	306PP	7 BPPL
6307-ZZ	35	80	21	1.010	6307.ZZ	307KDD	1307FF	307-SFF	77607	307PP	8 BPPL
6308-ZZ	40	90	23	1.400	6308.ZZ	308KDD	1308FF	308-SFF	77608	308PP	9 BPPL
6309-ZZ	45	100	25	1.840	6309.ZZ	309KDD	1309FF	309-SFF	77609	309PP	10 BPPL
6310-ZZ	50	110	27	2.360	6310.ZZ	310KDD	1310FF	310-SFF	77610	310PP	11 BPPL
6311-ZZ	55	120	29	3.020	6311.ZZ	311KDD	1311FF	311-SFF	77611	311PP	12 BPPL
6312-ZZ	60	130	31	3.750	6312.ZZ	312KDD	1312FF	312-SFF	77612	312PP	13 BPPL
6313-ZZ	65	140	33	4.590	6313.ZZ	313KDD	1313FF	313-SFF	77613	313PP	14 BPPL
6314-ZZ	70	150	35	5.560	6314.ZZ	314KDD	1314FF	314-SFF	77614	314PP	15 BPPL
6315-ZZ	75	160	37	6.660	6315.ZZ	315KDD	1315FF	315-SFF	77615	315PP	16 BPPL
6316-ZZ	80	170	39	7.920	6316.ZZ	316KDD	1316FF	316-SFF	-	316PP	17 BPPL
6317-ZZ	85	180	41	9.330	6317.ZZ	317KDD	1317FF	-	77617	317PP	18 BPPL
6318-ZZ	90	190	43	10.800	6318.ZZ	318KDD	1318FF	318-SFF	-	318PP	19 BPPL
6319-ZZ	95	200	45	12.500	6319.ZZ	319KDD	1319FF	-	-	319PP	20 BPPL
6320-ZZ	100	215	47	15.400	6320.ZZ	320KDD	1320FF	320-SFF	77620	320PP	21 BPPL
6321-ZZ	105	225	49	17.800	6321.ZZ	-	1321FF	-	-	321PP	-
6322-ZZ	110	240	50	21.000	6322.ZZ	-	1322FF	322-SFF	-	322PP	-
6324-ZZ	120	260	55	32.200	6324-ZZ	-	-	324-SFF	-	-	-
6326-ZZ	130	280	58	40.100	6326-ZZ	-	-	-	-	-	-

NOTE:

1.) C/3 and C/4 internal clearances are available on all of the above sizes.



One Shield With Snap Ring ZNR



Two Shields With Snap Ring ZZNR

DEEP GROOVE BALL BEARINGS - ONE SHIELD WITH SNAP RING

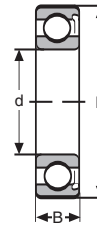
Consolidated No.	Dimensions (Metric)		Dimensions (Inch)		Approx. Wgt. (lbs.)	FAF	Interchange				
	d	D	B	f			c	FAG STEYR	MRC	ND	SKF
6300-ZNR	10	35	11	.134	.053	.120	-	6300 ZNR	300-SFG	47600	-
6301-ZNR	12	37	12	.134	.053	.140	-	6301 ZNR	301-SFG	47601	-
6302-ZNR	15	42	13	.134	.053	.190	-	6302 ZNR	302-SFG	47602	-
6303-ZNR	17	47	14	.149	.053	.260	-	6303 ZNR	303-SFG	47603	6303 ZNR
6304-ZNR	20	52	15	.149	.053	.320	304KDG	6304 ZNR	304-SFG	47604	6304 ZNR
6305-ZNR	25	62	17	.203	.074	.520	305KDG	6305 ZNR	305-SFG	47605	6305 ZNR
6306-ZNR	30	72	19	.203	.074	.770	306KDG	6306 ZNR	306-SFG	47606	6306 ZNR
6307-ZNR	35	80	21	.203	.074	1.010	307KDG	6307 ZNR	307-SFG	47607	6307 ZNR
6308-ZNR	40	90	23	.235	.106	1.400	308KDG	6308 ZNR	308-SFG	47608	6308 ZNR
6309-ZNR	45	100	25	.235	.106	1.840	309KDG	6309 ZNR	309-SFG	47609	6309 ZNR
6310-ZNR	50	110	27	.235	.106	2.360	310KDG	6310 ZNR	310-SFG	47610	6310 ZNR
6311-ZNR	55	120	29	.281	.122	3.020	-	6311 ZNR	311-SFG	47611	6311 ZNR
6312-ZNR	60	130	31	.281	.122	3.750	-	6312 ZNR	312-SFG	47612	6312 ZNR
6313-ZNR	65	140	33	.314	.122	4.590	-	6313 ZNR	313-SFG	47613	6313 ZNR
6314-ZNR	70	150	35	.314	.122	5.560	-	6314 ZNR	314-SFG	47614	6314 ZNR
6315-ZNR	75	160	37	.314	.122	6.660	-	6315 ZNR	315-SFG	47615	-
6316-ZNR	80	170	39	.361	.137	7.920	-	6316 ZNR	316-SFG	47616	-
6317-ZNR	85	180	41	.361	.137	9.330	-	6317 ZNR	317-SFG	47617	-
6318-ZNR	90	190	43	.361	.137	10.800	-	6318 ZNR	318-SFG	-	-
6319-ZNR	95	200	45	.361	.137	12.500	-	6319 ZNR	319-SFG	-	-
6320-ZNR	100	215	47	.361	.137	15.400	-	-	320-SFG	-	-
6321-ZNR	105	225	49	.433	.177	17.800	-	-	321-SFG	-	-

TWO SHIELDS WITH SNAP RING

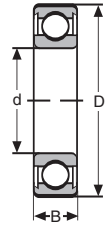
6300-ZZNR	10	35	11	.134	.053	.120	-	6300-ZZNR	300-SFFG	477600	-
6301-ZZNR	12	37	12	.134	.053	.140	-	6301-ZZNR	301-SFFG	477601	-
6302-ZZNR	15	42	13	.134	.053	.190	-	6302-ZZNR	302-SFFG	477602	-
6303-ZZNR	17	47	14	.149	.053	.260	-	6303-ZZNR	303-SFFG	477603	-
6304-ZZNR	20	52	15	.149	.053	.320	304KDDG	6304-ZZNR	304-SFFG	477604	6304 ZZNR
6305-ZZNR	25	62	17	.203	.074	.520	305KDDG	6305-ZZNR	305-SFFG	477605	6305 ZZNR
6306-ZZNR	30	72	19	.203	.074	.770	306KDDG	6306-ZZNR	306-SFFG	477606	6306 ZZNR
6307-ZZNR	35	80	21	.203	.074	1.010	307KDDG	6307-ZZNR	307-SFFG	477607	6307 ZZNR
6308-ZZNR	40	90	23	.235	.106	1.400	308KDDG	6308-ZZNR	308-SFFG	477608	6308 ZZNR
6309-ZZNR	45	100	25	.235	.106	1.840	309KDDG	6309-ZZNR	309-SFFG	477609	6309 ZZNR
6310-ZZNR	50	110	27	.235	.106	2.360	310KDDG	6310-ZZNR	310-SFFG	477610	6310 ZZNR
6311-ZZNR	55	120	29	.281	.122	3.020	311KDDG	6311-ZZNR	311-SFFG	477611	6311 ZZNR
6312-ZZNR	60	130	31	.281	.122	3.750	312KDDG	6312-ZZNR	312-SFFG	477612	6312 ZZNR
6313-ZZNR	65	140	33	.314	.122	4.590	313KDDG	6313-ZZNR	313-SFFG	477613	6313 ZZNR
6314-ZZNR	70	150	35	.314	.122	5.560	-	6314-ZZNR	314-SFFG	477614	6314 ZZNR
6315-ZZNR	75	160	37	.314	.122	6.660	-	6315-ZZNR	315-SFFG	477615	-
6316-ZZNR	80	170	39	.361	.137	7.920	-	6316-ZZNR	316-SFFG	477616	-
6317-ZZNR	85	180	41	.361	.137	9.330	-	6317-ZZNR	317-SFFG	477617	-
6318-ZZNR	90	190	43	.361	.137	10.800	-	6318-ZZNR	318-SFFG	-	-
6319-ZZNR	95	200	45	.361	.137	12.500	-	6319-ZZNR	319-SFFG	-	-
6320-ZZNR	100	215	47	.361	.137	15.400	-	-	320-SFFG	-	-
6321-ZZNR	105	225	49	.433	.177	17.800	-	-	321-SFFG	-	-

NOTE:

- 1.) When the shield is required on the same side as the snap ring use ZNR suffix.
- 2.) C/2 and C/3 internal clearance is available on all of the above sizes.



One Seal
RS



Two Seals
2RS

DEEP GROOVE BALL BEARINGS - ONE SEAL

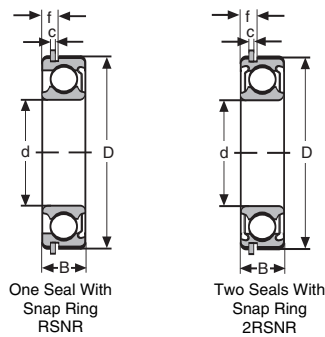
Consolidated No.	Dimensions (Metric)			Approx. Wgt. (lbs.)	Interchange					
	d	D	B		FAG SKF STEYR	FAF	FED	MRC	ND	RIV
6300-RS	10	35	11	.120	6300.RS	300P	-	-	-	-
6301-RS	12	37	12	.140	6301.RS	-	-	-	-	-
6302-RS	15	42	13	.190	6302.RS	-	-	-	-	-
6303-RS	17	47	14	.260	6303.RS	303P	1303R	303-SZ	Z9603	-
6304-RS	20	52	15	.320	6304.RS	304P	1304R	304-SZ	Z9604	-
6305-RS	25	62	17	.520	6305.RS	305P	1305R	305-SZ	Z9605	-
6306-RS	30	72	19	.770	6306.RS	306P	1306R	306-SZ	Z9606	-
6307-RS	35	80	21	1.010	6307.RS	307P	1307R	307-SZ	Z9607	-
6308-RS	40	90	23	1.400	6308.RS	308P	1308R	308-SZ	Z9608	-
6309-RS	45	100	25	1.840	6309.RS	309P	1309R	309-SZ	Z9609	-
6310-RS	50	110	27	2.360	6310.RS	310P	1310R	310-SZ	Z9610	-
6311-RS	55	120	29	3.020	6311.RS	311NP	1311R	-	Z9611	-
6312-RS	60	130	31	3.750	6312.RS	-	1312R	-	Z9612	-
6313-RS	65	140	33	4.590	6313.RS	-	1313R	-	Z9613	-
6314-RS	70	150	35	5.550	6314.RS	-	1314R	-	Z9614	-
6315-RS	75	160	37	6.660	6315.RS	-	-	-	-	-
6316-RS	80	170	39	7.920	6316.RS	-	-	-	-	-
6317-RS	85	180	41	9.330	6317.RS	-	-	-	-	-
6318-RS	90	190	43	10.800	6318.RS	-	-	-	-	-
6319-RS	95	200	45	15.400	6319.RS	-	-	-	-	-

TWO SEALS

6300-2RS	10	35	11	.120	6300.2RSR	-	-	300-SZZ	-	BLN 10
6301-2RS	12	37	12	.140	6301.2RSR	-	-	301-SZZ	-	BLN 12
6302-2RS	15	42	13	.190	6302.2RSR	-	-	302-SZZ	-	BLN 15
6303-2RS	17	47	14	.260	6303.2RSR	303PP	1303RR	303-SZZ	Z99603	BLN 17
6304-2RS	20	52	15	.320	6304.2RSR	304PP	1304RR	304-SZZ	Z99604	BLN 20
63/22-2RS	22	56	16	.420	-	-	-	-	-	-
6305-2RS	25	62	17	.520	6305.2RSR	305PP	1305RR	305-SZZ	Z99605	BLN 25
63/28-2RS	28	68	18	.640	-	-	-	-	-	-
6306-2RS	30	72	19	.770	6306.2RSR	306PP	1306RR	306-SZZ	Z99606	BLN 30
63/32-2RS	32	75	20	.875	-	-	-	-	-	-
6307-2RS	35	80	21	1.010	6307.2RSR	307PP	1307RR	307-SZZ	Z99607	BLN 35
6308-2RS	40	90	23	1.400	6308.2RSR	308PP	1308RR	308-SZZ	Z99608	BLN 40
6309-2RS	45	100	25	1.840	6309.2RSR	309PP	1309RR	309-SZZ	Z99609	BLN 45
6310-2RS	50	110	27	2.360	6310.2RSR	310PP	1310RR	310-SZZ	Z99610	BLN 50
6311-2RS	55	120	29	3.020	6311.2RSR	311NPP	1311RR	311-SZZ	Z99611	BLN 55
6312-2RS	60	130	31	3.750	6312.2RSR	312NPP	1312RR	312-SZZ	Z99612	BLN 60
6313-2RS	65	140	33	4.590	6313.2RSR	-	1313RR	313-SZZ	Z99613	BLN 65
6314-2RS	70	150	35	5.550	6314.2RSR	-	1314RR	314-SZZ	Z99614	BLN 70
6315-2RS	75	160	37	6.660	6315.2RSR	-	-	315-SZZ	-	BLN 75
6316-2RS	80	170	39	7.920	6316.2RSR	-	-	316-SZZ	-	-
6317-2RS	85	180	41	9.420	6317.2RSR	-	-	317-SZZ	-	-
6318-2RS	90	190	43	10.800	6318.2RSR	-	-	318-SZZ	-	-
6319-2RS	95	200	45	15.400	6319.2RSR	-	-	319-SZZ	-	-
6320-2RS	100	215	47	17.100	6320.2RSR	-	-	320-SZZ	-	-

NOTE:

1.) C/3 and C/4 internal clearances are available on all of the above sizes.



DEEP GROOVE BALL BEARINGS - ONE SEAL WITH SNAP RING

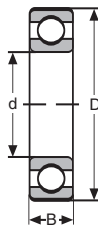
Consolidated No.	Dimensions					Approx. Wgt. (lbs.)	Interchange				
	(Metric)		(Inch)				FAF	FAG STEYR	MRC	ND	SKF
	d	D	B	f	c						
6300-RSNR	10	35	11	.134	.053	.120	-	6300 RSNR	-	-	-
6301-RSNR	12	37	12	.134	.053	.140	-	6301 RSNR	-	-	-
6302-RSNR	15	42	13	.134	.053	.190	-	6302 RSNR	-	Z49602	-
6303-RSNR	17	47	14	.149	.053	.260	-	6303 RSNR	-	Z49603	6303 RSNR
6304-RSNR	20	52	15	.149	.053	.320	-	6304 RSNR	-	Z49604	6304 RSNR
6305-RSNR	25	62	17	.203	.074	.520	-	6305 RSNR	-	Z49605	6305 RSNR
6306-RSNR	30	72	19	.203	.074	.770	-	6306 RSNR	306-SZG	Z49606	6306 RSNR
6307-RSNR	35	80	21	.203	.074	1.010	-	6307 RSNR	307-SZG	Z49607	6307 RSNR
6308-RSNR	40	90	23	.235	.106	1.400	-	6308 RSNR	-	Z49608	6308 RSNR
6309-RSNR	45	100	25	.235	.106	1.840	-	6309 RSNR	309-SZG	Z49609	-
6310-RSNR	50	110	27	.235	.106	2.360	-	6310 RSNR	310-SZG	Z49610	6310 RSNR
6311-RSNR	55	120	29	.281	.122	3.020	-	6311 RSNR	-	-	-
6312-RSNR	60	130	31	.281	.122	3.750	-	6312 RSNR	-	-	-
6313-RSNR	65	140	33	.314	.122	4.590	-	6313 RSNR	-	-	-
6314-RSNR	70	150	35	.314	.122	5.560	-	6314 RSNR	-	-	-
6315-RSNR	75	160	37	.314	.122	6.660	-	6315 RSNR	-	-	-
6316-RSNR	80	170	39	.361	.137	7.920	-	6316 RSNR	-	-	-
6317-RSNR	85	180	41	.361	.137	9.330	-	-	-	-	-
6318-RSNR	90	190	43	.361	.137	10.800	-	-	-	-	-
6319-RSNR	95	200	45	.361	.137	12.500	-	-	-	-	-
6320-RSNR	100	215	47	.361	.137	15.400	-	-	-	-	-
6321-RSNR	105	225	49	.433	.177	17.800	-	-	-	-	-

TWO SEALS WITH SNAP RING

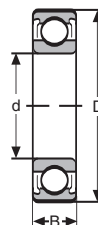
6300-2RSNR	10	35	11	.134	.053	.120	-	6300-2RSNR	300-SZZG	-	-
6301-2RSNR	12	37	12	.134	.053	.140	-	6301-2RSNR	301-SZZG	-	-
6302-2RSNR	15	42	13	.134	.053	.190	-	6302-2RSNR	302-SZZG	Z499602	-
6303-2RSNR	17	47	14	.149	.053	.260	303PPG	6303-2RSNR	303-SZZG	Z499603	6303 2RSNR
6304-2RSNR	20	52	15	.149	.053	.320	304PPG	6304-2RSNR	304-SZZG	Z499604	6304 2RSNR
63/22-2RSNR	22	56	16	.149	.053	.420	-	-	-	-	-
6305-2RSNR	25	62	17	.203	.074	.520	-	6305-2RSNR	305-SZZG	Z499605	6305 2RSNR
63/28-2RSNR	28	68	18	.203	.074	.640	-	-	-	-	-
6306-2RSNR	30	72	19	.203	.074	.770	-	6306-2RSNR	306-SZZG	Z499606	6306 2RSNR
63/32-2RSNR	32	75	20	.203	.074	.875	-	-	-	-	-
6307-2RSNR	35	80	21	.203	.074	1.010	-	6307-2RSNR	307-SZZG	Z499607	6307 2RSNR
6308-2RSNR	40	90	23	.235	.106	1.400	-	6308-2RSNR	308-SZZG	Z499608	6308 2RSNR
6309-2RSNR	45	100	25	.235	.106	1.840	-	6309-2RSNR	309-SZZG	Z499609	6309 2RSNR
6310-2RSNR	50	110	27	.235	.106	2.360	-	6310-2RSNR	310-SZZG	Z499610	6310 2RSNR
6311-2RSNR	55	120	29	.281	.122	3.020	-	6311-2RSNR	311-SZZG	-	6311 2RSNR
6312-2RSNR	60	130	31	.281	.122	3.750	-	6312-2RSNR	312-SZZG	-	6312 2RSNR
6313-2RSNR	65	140	33	.314	.122	4.590	-	6313-2RSNR	313-SZZG	-	-
6314-2RSNR	70	150	35	.314	.122	5.560	-	6314-2RSNR	314-SZZG	-	-
6315-2RSNR	75	160	37	.314	.122	6.660	-	6315-2RSNR	315-SZZG	-	-
6316-2RSNR	80	170	39	.361	.137	7.920	-	6316-2RSNR	316-SZZG	-	-
6317-2RSNR	85	180	41	.361	.137	9.420	-	-	317-SZZG	-	-
6318-2RSNR	90	190	43	.361	.137	10.800	-	-	318-SZZG	-	-
6319-2RSNR	95	200	45	.361	.137	12.500	-	-	319-SZZG	-	-
6320-2RSNR	100	215	47	.361	.137	15.400	-	-	320-SZZG	-	-
6321-2RSNR	105	225	49	.433	.177	17.800	-	-	321-SZZG	-	-

NOTE:

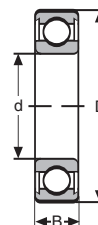
- 1.) When the seal is required on the same side as the snap ring use RSNBR suffix.
- 2.) C/2 and C/3 internal clearance is available on all of the above sizes.



Open



Two Shields
ZZ



Two Seals
2RS

DEEP GROOVE BALL BEARINGS - STAINLESS STEEL (440C TYPE)

Consolidated No.	Dimensions (Metric)			Approx. Wgt. (lbs.)	Interchange	
	d	D	B		FAG	SKF
SS6300	10	35	11	.120	S6300	W 6300
SS6301	12	37	12	.140	S6301	W 6301
SS6302	15	42	13	.190	S6302	W 6302
SS6303	17	47	14	.260	S6303	W 6303
SS6304	20	52	15	.320	S6304	W 6304
SS6305	25	62	17	.520	S6305	W 6305
SS6306	30	72	19	.770	S6306	W 6306
SS6307	35	80	21	1.010	S6307	-
SS6308	40	90	23	1.400	S6308	-
SS6309	45	100	25	1.840	S6309	-
SS6310	50	110	27	2.360	S6310	-
SS6311	55	120	29	3.020	S6311	-

TWO SHIELDS

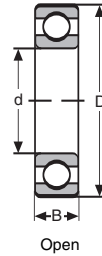
SS6300-ZZ	10	35	11	.117	-	W 6300-ZZ
SS6301-ZZ	12	37	12	.132	-	W 6301-ZZ
SS6302-ZZ	15	42	13	.181	-	W 6302-ZZ
SS6303-ZZ	17	47	14	.264	-	W 6303-ZZ
SS6304-ZZ	20	52	15	.309	-	W 6304-ZZ
SS6305-ZZ	25	62	17	.507	-	W 6305-ZZ

TWO SEALS

SS6300-2RS	10	35	11	.140	S6300.2RSR	W 6300-2RS1
SS6301-2RS	12	37	12	.160	S6301.2RSR	W 6301-2RS1
SS6302-2RS	15	42	13	.210	S6302.2RSR	W 6302-2RS1
SS6303-2RS	17	47	14	.280	S6303.2RSR	W 6303-2RS1
SS6304-2RS	20	52	15	.340	S6304.2RSR	W 6304-2RS1
SS6305-2RS	25	62	17	.540	S6305.2RSR	W 6305-2RS1
SS6306-2RS	30	72	19	.790	S6306.2RSR	-
SS6307-2RS	35	80	21	1.030	S6307.2RSR	-
SS6308-2RS	40	90	23	1.440	S6308.2RSR	-
SS6309-2RS	45	100	25	1.880	S6309.2RSR	-
SS6310-2RS	50	110	27	2.400	S6310.2RSR	-
SS6311-2RS	55	120	29	3.070	S6311.2RSR	-

NOTE:

- 1.) Outer races, inner races and balls are manufactured from 440C or equivalent stainless steel and are through hardened to a hardness of 55-57 RC.
- 2.) The cages are manufactured from 304 or equivalent stainless steel.
- 3.) Shields are manufactured from 304 or equivalent stainless steel.
- 4.) Seals have a metal core covered with synthetic rubber.

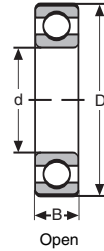


DEEP GROOVE BALL BEARINGS - BRONZE CAGE - ABEC #5 PRECISION

Consolidated No.	Dimensions (Metric)			Approx. Wgt. (lbs.)	Interchange	
	d	D	B		FAG	SKF
6002 M P/5	15	32	9	.080	6002M.P5	-
6004 M P/5	20	42	12	.180	6004M.P5	-
6005 M P/5	25	47	12	.220	6005M.P5	-
6006 M P/5	30	55	13	.330	6006M.P5	-
6007 M P/5	35	62	14	.410	6007M.P5	-
6008 M P/5	40	68	15	.520	6008M.P5	-
6009 M P/5	45	75	16	.670	6009M.P5	-
6010 M P/5	50	80	16	.690	6010M.P5	-
6011 M P/5	55	90	18	1.020	6011M.P5	-
6012 M P/5	60	95	18	1.110	6012M.P5	-
6013 M P/5	65	100	18	1.340	6013M.P5	-
6014 M P/5	70	110	20	1.670	6014M.P5	-
6015 M P/5	75	115	20	1.780	6015M.P5	-
6016 M P/5	80	125	22	2.330	6016M.P5	-
6017 M P/5	85	130	22	2.420	6017M.P5	-
6018 M P/5	90	140	24	2.830	6018M.P5	-
6020 M P/5	100	150	24	3.440	6020M.P5	-
6021 M P/5	105	160	26	3.580	6021M.P5	-
6022 M P/5	110	170	28	5.230	6022M.P5	-
6024 M P/5	120	180	28	5.340	6024M.P5	-
6026 M P/5	130	200	33	8.360	6026M.P5	-
6200 M P/5	10	30	9	.080	6200M.P5	6200YC78
6201 M P/5	12	32	10	.100	6201M.P5	6201YC78
6202 M P/5	15	35	11	.130	6202M.P5	6202YC78
6203 M P/5	17	40	12	.190	6203M.P5	6203YC78
6204 M P/5	20	47	14	.270	6204M.P5	6204YC78
6205 M P/5	25	52	15	.310	6205M.P5	6205YC78
6206 M P/5	30	62	16	.530	6206M.P5	6206YC78
6207 M P/5	35	72	17	.700	6207M.P5	6207YC78
6208 M P/5	40	80	18	.990	6208M.P5	6208YC78
6209 M P/5	45	85	19	1.000	6209M.P5	6209YC78
6210 M P/5	50	90	20	1.130	6210M.P5	6210YC78
6211 M P/5	55	100	21	1.640	6211M.P5	6211YC78
6212 M P/5	60	110	22	1.900	6212M.P5	6212YC78
6213 M P/5	65	120	23	2.590	6213M.P5	6213YC78
6214 M P/5	70	125	24	2.870	6214M.P5	6214YC78
6215 M P/5	75	130	25	3.190	6215M.P5	6215YC78
6216 M P/5	80	140	26	3.730	6216M.P5	6216YC78
6217 M P/5	85	150	28	4.720	6217M.P5	6217YC78
6218 M P/5	90	160	30	5.780	6218M.P5	6218YC78
6219 M P/5	95	170	32	7.460	6219M.P5	-
6220 M P/5	100	180	34	7.610	6220M.P5	6220YC78
6222 M P/5	110	200	38	10.120	6222M.P5	-
6224 M P/5	120	215	40	13.960	6224M.P5	-
6226 M P/5	130	230	40	17.530	6226M.P5	-
6228 M P/5	140	250	42	20.510	6228M.P5	-

NOTE:

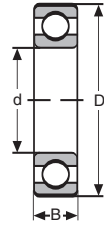
1.) C/3 internal clearance is available on all of the above sizes.



DEEP GROOVE BALL BEARINGS - BRONZE CAGE - ABEC #5 PRECISION

Consolidated No.	Dimensions (Metric)			Approx. Wgt. (lbs.)	Interchange	
	d	D	B		FAG	SKF
6301 M P/5	12	37	12	.170	6301M.P5	-
6302 M P/5	15	42	13	.200	6302M.P5	-
6303 M P/5	17	47	14	.280	6303M.P5	6303YC78
6304 M P/5	20	52	15	.360	6304M.P5	6304YC78
6305 M P/5	25	62	17	.630	6305M.P5	6305YC78
6306 M P/5	30	72	19	.840	6306M.P5	6306YC78
6307 M P/5	35	80	21	1.010	6307M.P5	6307YC78
6308 M P/5	40	90	23	1.400	6308M.P5	6308YC78
6309 M P/5	45	100	25	2.250	6309M.P5	6309YC78
6310 M P/5	50	110	27	2.890	6310M.P5	6310YC78
6311 M P/5	55	120	29	3.660	6311M.P5	6311YC78
6312 M P/5	60	130	31	4.610	6312M.P5	6312YC78
6313 M P/5	65	140	33	5.690	6313M.P5	6313YC78
6314 M P/5	70	150	35	6.890	6314M.P5	6314YC78
6315 M P/5	75	160	37	8.320	6315M.P5	6315YC78
6316 M P/5	80	170	39	9.480	6316M.P5	6316YC78
6317 M P/5	85	180	41	11.180	6317M.P5	6317YC78
6318 M P/5	90	190	43	13.170	6318M.P5	-
6319 M P/5	95	200	45	15.280	6319M.P5	-
6320 M P/5	100	215	47	18.520	6320M.P5	-
6322 M P/5	110	240	50	25.250	6322M.P5	-

NOTE:
1.) C/3 internal clearance is available on all of the above sizes.

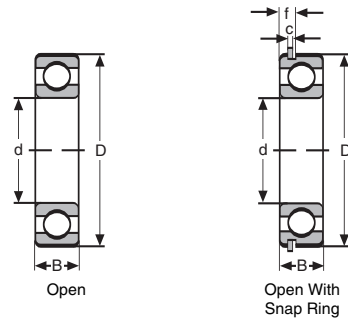


DEEP GROOVE BALL BEARINGS - PHENOLIC CAGE - ABEC #5 PRECISION

Consolidated No.	Dimensions (Metric)			Approx. Wgt. (lbs.)	Interchange			
	d	D	B		FAF (ABEC #7)	FAG	ND	SKF
6000 T P/5	10	26	8	.040	-	-	-	-
6001 T P/5	12	28	8	.050	MM9101K-CR	-	-	-
6002 T P/5	15	32	9	.060	-	-	-	-
6003 T P/5	17	35	10	.090	MM9103K-CR	6003T.P5	Q3L03X5	6003TCC78
6004 T P/5	20	42	12	.160	MM9104K-CR	6004T.P5	Q3L04X5	6004TCC78
6005 T P/5	25	47	12	.180	MM9105K-CR	6005T.P5	Q3L05X5	6005TCC78
6006 T P/5	30	55	13	.260	MM9106K-CR	6006T.P5	Q3L06X5	6006TCC78
6007 T P/5	35	62	14	.350	MM9107K-CR	6007T.P5	Q3L07X5	6007TCC78
6008 T P/5	40	68	15	.430	MM9108K-CR	6008T.P5	Q3L08X5	6008TCC78
6009 T P/5	45	75	16	.540	MM9109K-CR	6009T.P5	Q3L09X5	6009TCC78
6010 T P/5	50	80	16	.580	MM9110K-CR	6010T.P5	Q3L10X5	6010TCC78
6011 T P/5	55	90	18	.850	MM9111K-CR	6011T.P5	Q3L11X5	6011TCC78
6012 T P/5	60	95	18	.920	-	6012T.P5	Q3L12X5	6012TCC78
6013 T P/5	65	100	18	.960	-	6013T.P5	Q3L13X5	6013TCC78
6014 T P/5	70	110	20	1.390	-	6014T.P5	Q3L14X5	6014TCC78
6015 T P/5	75	115	20	1.500	MM9115K-CR	6015T.P5	Q3L15X5	6015TCC78
6016 T P/5	80	125	22	1.950	MM9116K-CR	6016T.P5	Q3L16X5	6016TCC78
6017 T P/5	85	130	22	2.130	MM9117K-CR	6017T.P5	Q3L17X5	6017TCC78
6018 T P/5	90	140	24	2.550	MM9118K-CR	6018T.P5	Q3L18X5	6018TCC78
6020 T P/5	100	150	24	2.900	MM9120K-CR	6020T.P5	Q3L20X5	6020TCC78
6022 T P/5	110	170	28	4.400	MM9122K-CR	6022T.P5	Q3L22X5	6022TCC78
6024 T P/5	120	180	28	4.850	MM9124K-CR	-	-	-
6026 T P/5	130	200	33	7.350	MM9126K-CR	-	-	-
6200 T P/5	10	30	9	.080	-	6200T.P5	Q3200X5	6200TCC78
6201 T P/5	12	32	10	.090	MM201K-CR	6201T.P5	Q3201X5	6201TCC78
6202 T P/5	15	35	11	.100	MM202K-CR	6202T.P5	Q3202X5	6202TCC78
6203 T P/5	17	40	12	.150	MM203K-CR	6203T.P5	Q3203X5	6203TCC78
6204 T P/5	20	47	14	.240	MM204K-CR	6204T.P5	Q3204X5	6204TCC78
6205 T P/5	25	52	15	.290	MM205K-CR	6205T.P5	Q3205X5	6205TCC78
6206 T P/5	30	62	16	.440	MM206K-CR	6206T.P5	Q3206X5	6206TCC78
6207 T P/5	35	72	17	.640	MM207K-CR	6207T.P5	Q3207X5	6207TCC78
6208 T P/5	40	80	18	.810	MM208K-CR	6208T.P5	Q3208X5	6208TCC78
6209 T P/5	45	85	19	.900	MM209K-CR	6209T.P5	Q3209X5	6209TCC78
6210 T P/5	50	90	20	1.020	MM210K-CR	6210T.P5	Q3210X5	6210TCC78
6211 T P/5	55	100	21	1.340	MM211K-CR	6211T.P5	Q3211X5	6211TCC78
6212 T P/5	60	110	22	1.730	MM212K-CR	6212T.P5	Q3212X5	6212TCC78
6213 T P/5	65	120	23	2.180	MM213K-CR	6213T.P5	Q3213X5	6213TCC78
6214 T P/5	70	125	24	2.360	MM214K-CR	6214T.P5	Q3214X5	6214TCC78
6215 T P/5	75	130	25	2.600	MM215K-CR	6215T.P5	Q3215X5	6215TCC78
6216 T P/5	80	140	26	3.090	MM216K-CR	6216T.P5	Q3216X5	6216TCC78
6217 T P/5	85	150	28	3.950	-	6217T.P5	Q3217X5	6217TCC78
6218 T P/5	90	160	30	4.940	-	6218T.P5	-	6218TCC78
6220 T P/5	100	180	34	7.140	-	6220T.P5	-	6220TCC78
6302 T P/5	15	42	13	.190	-	6302T.P5	Q3302X5	6302TCC78
6303 T P/5	17	47	14	.260	-	6303T.P5	Q3303X5	6303TCC78
6304 T P/5	20	52	15	.320	-	6304T.P5	Q3304X5	6304TCC78
6305 T P/5	25	62	17	.520	MM305K-CR	6305T.P5	Q3305X5	6305TCC78
6306 T P/5	30	72	19	.770	MM306K-CR	6306T.P5	Q3306X5	6306TCC78
6307 T P/5	35	80	21	1.010	MM307K-CR	6307T.P5	Q3307X5	6307TCC78
6308 T P/5	40	90	23	1.400	MM308K-CR	6308T.P5	Q3308X5	6308TCC78
6309 T P/5	45	100	25	1.840	MM309K-CR	6309T.P5	Q3309X5	6309TCC78
6310 T P/5	50	110	27	2.360	MM310K-CR	6310T.P5	Q3310X5	6310TCC78
6311 T P/5	55	120	29	3.020	MM311K-CR	6311T.P5	Q3311X5	6311TCC78
6312 T P/5	60	130	31	3.750	MM312K-CR	6312T.P5	Q3312X5	6312TCC78
6313 T P/5	65	140	33	4.590	MM313K-CR	6313T.P5	Q3313X5	6313TCC78
6314 T P/5	70	150	35	5.560	MM314K-CR	6314T.P5	Q3314X5	6314TCC78
6315 T P/5	75	116	37	6.700	-	6315T.P5	-	6314TCC78
6316 T P/5	80	170	39	7.900	-	6316T.P5	-	6314TCC78
6317 T P/5	85	180	41	9.500	-	6317T.P5	-	6314TCC78

NOTE:

- 1.) Suffix "T" phenolic cage, land riding on inner ring.
- 2.) C/3 internal clearance is available on all of the above sizes.



DEEP GROOVE BALL BEARINGS

Consolidated No.	Dimensions (Metric)			Approx. Wgt. (lbs.)	Interchange					
	d	D	B		FAF	FAG SKF STEYR	FED	MRC	ND	RIV
6403	17	62	17	.600	403K	6403	1403	403-S	3403	1 C
6404	20	72	19	.890	404K	6404	1404	404-S	3404	2 C
6405	25	80	21	1.170	405K	6405	1405	405-S	3405	3 C
6406	30	90	23	1.620	406K	6406	1406	406-S	3406	4 C
6407	35	100	25	2.100	407K	6407	1407	407-S	3407	5 C
6408	40	110	27	2.710	408K	6408	1408	408-S	3408	6 C
6409	45	120	29	3.370	409K	6409	1409	409-S	3409	7 C
6410	50	130	31	4.150	410K	6410	1410	410-S	3410	8 C
6411	55	140	33	5.050	411K	6411	1411	411-S	3411	9 C
6412	60	150	35	6.110	412K	6412	1412	412-S	3412	10 C
6413	65	160	37	7.280	413K	6413	1413	413-S	3413	11 C
6414	70	180	42	10.700	414K	6414	1414	414-S	3414	12 C
6415 M	75	190	45	15.000	415K	6415	1415	415-S	3415	13 bis C
6416 M	80	200	48	17.700	416K	6416	1416	416-S	3416	14 C
6417 M	85	210	52	21.000	417K	6417	1417	417-S	3417	15 bis C
6418 M	90	225	54	25.100	418K	6418	1418	418-S	3418	14 C
* 6419 M	95	250	55	32.000	419K	*6419	1419	419-S	3419	-
* 6420 M	100	265	60	38.000	420K	*6420	1420	420-S	3420	-
* 6421 M	105	290	65	49.000	-	*6421	-	421-S	3421	-
* 6422 M	110	320	70	62.000	-	*6422	-	422-S	3422	-

WITH SNAP RING

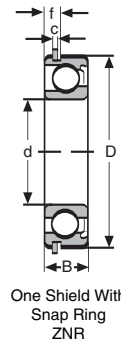
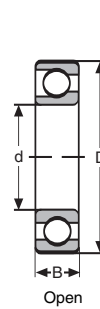
Consolidated No.	Dimensions					Approx. Wgt. (lbs.)	Interchange			
	(Metric)			(Inch)			FAG	MRC	ND	STEYR
	d	D	B	f	c					
6404 NR	20	72	19	.204	.075	.890	-	404 SG	-	6404 NR
6405 NR	25	80	21	.204	.075	1.170	-	405 SG	-	6405 NR
6406 NR	30	90	23	.235	.106	1.620	-	406 SG	-	6406 NR
6407 NR	35	100	25	.235	.106	2.100	-	407 SG	-	6407 NR
6408 NR	40	110	27	.235	.106	2.710	6408 NR	408 SG	-	6408 NR
6409 NR	45	120	29	.282	.122	3.370	6409 NR	409 SG	-	6409 NR
6410 NR	50	130	31	.282	.122	4.150	6410 NR	410 SG	-	6410 NR
6411 NR	55	140	33	.315	.122	5.050	6411 NR	411 SG	-	6411 NR
6412 NR	60	150	35	.315	.122	6.110	6412 NR	412 SG	-	6412 NR
6413 NR	65	160	37	.315	.122	7.280	6413 NR	413 SG	-	6413 NR

* Sizes 6419 thru 6422 of FAG and SKF European manufacture do not conform to ABMA standards as to O.D. and width. European dimensions are as follows for these sizes:

6419	95x240x55 mm
6420	100x250x58 mm
6421	105x260x60 mm
6422	110x280x65 mm

NOTE:

- Sizes 6403 thru 6414 normally equipped with steel retainers. Certain sizes are also available in machined bronze cage, suffix "M".
- C/3 and C/4 internal clearances are available on all of the above sizes.



DEEP GROOVE BALL BEARINGS - WITH FILLING SLOT (MAX. CAPACITY)

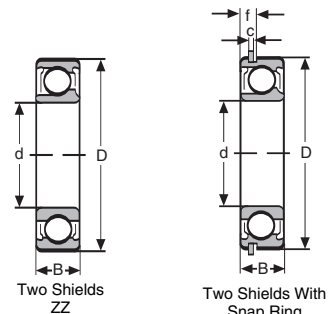
Consolidated No.	Dimensions (Metric)			Approx. Wgt. (lbs.)	Interchange						
	d	D	B		FAG	FAF	FED	MRC	ND	NTN	SKF
202	15	35	11	.120	-	202W	-	202-M	-	-	-
203	17	40	12	.150	203	-	-	203-M	-	-	-
204	20	47	14	.250	204	204W	1204 M	204-M	-	-	-
205	25	52	15	.310	205	205W	1205 M	205-M	-	BL 205	-
206	30	62	16	.460	206	206W	1206 M	206-M	1206	BL 206	206
207	35	72	17	.670	207	207W	1207 M	207-M	1207	BL 207	207
208	40	80	18	.870	208	208W	1208 M	208-M	1208	BL 208	208
209	45	85	19	.960	209	209W	1209 M	209-M	1209	BL 209	209
210	50	90	20	1.090	210	210W	1210 M	210-M	1210	BL 210	210
211	55	100	21	1.450	211	211W	1211 M	211-M	1211	BL 111	211
212	60	110	22	1.650	212	212W	1212 M	212-M	1212	BL 212	212
213	65	120	23	2.360	213	213W	1213 M	213-M	1213	BL 213	213
214	70	125	24	2.580	214	214W	1214 M	214-M	1214	BL 214	214
215	75	130	25	2.780	215	215W	1215 M	215-M	1215	BL 215	215
216	80	140	26	3.440	216	216W	1216 M	216-M	1216	BL 216	216
*217	85	150	28	4.300	217	217W	1217 M	217-M	1217	BL 217	217
*218	90	160	30	5.190	218	218W	1218 M	218-M	1218	BL 218	218
*219	95	170	32	6.820	219	219W	1219 M	219-M	1219	BL 219	219
*220	100	180	34	7.570	220	220W	1220 M	220-M	1220	BL 220	220
*221	105	190	36	9.000	221	221W	1221 M	221-M	1221	BL 221	-
*222	110	200	38	11.000	222	222W	1222 M	222-M	1222	BL 222	-

*Larger sizes available on request.

ONE SHIELD AND SNAP RINGS

Consolidated No.	Dimensions					Approx. Wgt. (lbs.)	Interchange						
	(Metric)		(Inch)				FAG	FAF	FED	MRC	ND	NTN	SKF
	d	D	B	f	c								
203-ZNR	17	40	12	.134	.053	.160	203 ZNR	-	-	-	-	-	-
204-ZNR	20	47	14	.149	.053	.260	204 ZNR	-	-	-	-	-	-
205-ZNR	25	52	15	.149	.053	.310	205 ZNR	-	-	-	-	BL 205 ZNR	-
206-ZNR	30	62	16	.203	.075	.470	206 ZNR	206WDG	-	206-MFG	47206	BL 206 ZNR	206 ZNR
207-ZNR	35	72	17	.203	.075	.690	207 ZNR	207WDG	-	207-MFG	47207	BL 207 ZNR	207 ZNR
208-ZNR	40	80	18	.203	.075	.870	208 ZNR	208WDG	-	208-MFG	47208	BL 208 ZNR	208 ZNR
209-ZNR	45	85	19	.203	.075	.990	209 ZNR	209WDG	-	209-MFG	47209	BL 209 ZNR	209 ZNR
210-ZNR	50	90	20	.235	.106	1.080	210 ZNR	210WDG	-	210-MFG	47210	BL 210 ZNR	210 ZNR
211-ZNR	55	100	21	.235	.106	1.480	211 ZNR	211WDG	-	211-MFG	47211	BL 211 ZNR	211 ZNR
212-ZNR	60	110	22	.235	.106	1.870	212 ZNR	212WDG	-	212-MFG	47212	BL 212 ZNR	212 ZNR
213-ZNR	65	120	23	.281	.122	2.350	213 ZNR	213WDG	-	213-MFG	47213	BL 213 ZNR	213 ZNR
214-ZNR	70	125	24	.281	.122	2.550	214 ZNR	214WDG	-	-	47214	BL 214 ZNR	214 ZNR
215-ZNR	75	130	25	.281	.122	2.740	215 ZNR	215WDG	-	215-MFG	47215	BL 215 ZNR	215 ZNR
216-ZNR	80	140	26	.313	.122	3.430	216 ZNR	216WDG	-	216-MFG	47216	-	216 ZNR
217-ZNR	85	150	28	.313	.122	4.450	217 ZNR	217WDG	-	217-MFG	-	-	216 ZNR

*Sizes equipped with machined bronze cage suffix "M".



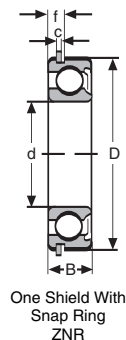
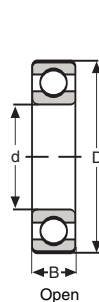
DEEP GROOVE BALL BEARINGS - WITH FILLING SLOT - TWO SHIELDS (MAX. CAPACITY)

Consolidated No.	Dimensions (Metric)			Approx. Wgt. (lbs.)	Interchange						
	d	D	B		FAG	FAF	FED	MRC	ND	NTN	SKF
202-ZZ	15	35	11	.110	-	-	-	202-MFF	-	-	-
203-ZZ	17	40	12	.170	203.2ZR	-	-	203-MFF	-	-	-
204-ZZ	20	47	14	.260	204.2ZR	-	1204MFF	204-MFF	-	-	-
205-ZZ	25	52	15	.320	205.2ZR	-	1205MFF	205-MFF	-	BL 205 ZZ	-
206-ZZ	30	62	16	.480	206.2ZR	206WDD	1206MFF	206-MFF	77206	BL 206 ZZ	206 2Z
207-ZZ	35	72	17	.700	207.2ZR	-	1207MFF	207-MFF	77207	BL 206 ZZ	207 2Z
208-ZZ	40	80	18	.880	208.2ZR	208WDD	1208MFF	208-MFF	77208	BL 208 ZZ	208 2Z
209-ZZ	45	85	19	1.000	209.2ZR	209WDD	1209MFF	209-MFF	77209	BL 209 ZZ	209 2Z
210-ZZ	50	90	20	1.100	210.2ZR	210WDD	1210MFF	210-MFF	77210	BL 210 ZZ	210 2Z
211-ZZ	55	100	21	1.500	211.2ZR	211WDD	1211MFF	211-MFF	77211	-	211 2Z
212-ZZ	60	110	22	1.900	212.2ZR	212WDD	1212MFF	212-MFF	77212	-	212 2Z
213-ZZ	65	120	23	2.400	213.2ZR	213WDD	1213MFF	213-MFF	77213	-	213 2Z
214-ZZ	70	125	24	2.600	214.2ZR	214WDD	1214MFF	214-MFF	77214	-	214 2Z
215-ZZ	75	130	25	2.790	215.2ZR	215WDD	1215MFF	215-MFF	77215	-	215 2Z
216-ZZ	80	140	26	3.500	216.2ZR	216WDD	1216MFF	216-MFF	77216	-	216 2Z
*217M-ZZ	85	150	28	4.400	217.2ZR	217WDD	1217MFF	217-MFF	77217	-	217 2Z
*218M-ZZ	90	160	30	5.250	218.2ZR	218WDD	1218MFF	218-MFF	77218	-	218 2Z
*219M-ZZ	95	170	32	5.950	219.2ZR	219WDD	1219MFF	219-MFF	77219	-	219 2Z
*220M-ZZ	100	180	34	7.550	220.2ZR	220WDD	1220MFF	220-MFF	77220	-	220 2Z

TWO SHIELDS AND SNAP RING

Consolidated No.	Dimensions (Metric)					Approx. Wgt. (lbs.)	Interchange					
	d	D	B	f	c		FAG	FAF	FED	MRC	ND	SKF
206-ZZNR	30	62	16	.203	.075	.500	-	-	-	206-MFFG	477206	206 2ZNR
207-ZZNR	35	72	17	.203	.075	.710	-	-	-	207-MFFG	477207	207 2ZNR
208-ZZNR	40	80	18	.203	.075	.900	-	208WDDG	-	208-MFFG	477208	208 2ZNR
209-ZZNR	45	85	19	.203	.075	1.030	-	-	-	209-MFFG	477209	209 2ZNR
210-ZZNR	50	90	20	.235	.106	1.140	-	-	-	210-MFFG	477210	210 2ZNR
211-ZZNR	55	100	21	.235	.106	1.540	-	-	-	211-MFFG	477211	211 2ZNR
212-ZZNR	60	110	22	.235	.106	1.910	-	212WDDG	-	212-MFFG	477212	212 2ZNR
213-ZZNR	65	120	23	.281	.122	2.400	-	213WDDG	-	213-MFFG	477213	213 2ZNR
214-ZZNR	70	125	24	.281	.122	2.600	-	-	-	214-MFFG	477214	214 2ZNR
215-ZZNR	75	130	25	.281	.122	2.790	-	215WDDG	-	215-MFFG	477215	215 2ZNR
216-ZZNR	80	140	26	.313	.122	3.480	-	-	-	216-MFFG	477216	216 2ZNR

* Sizes equipped with machined bronze cages - suffix "M".



DEEP GROOVE BALL BEARINGS - WITH FILLING SLOT (MAX. CAPACITY)

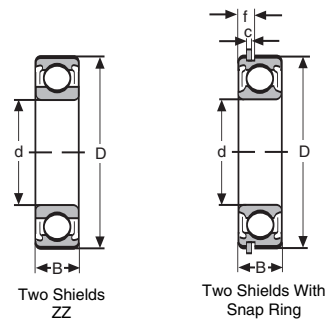
Consolidated No.	Dimensions (Metric)			Approx. Wgt. (lbs.)	Interchange						
	d	D	B		FAG	FAF	FED	MRC	ND	NTN	SKF
303	17	47	14	.260	-	303W	-	303-M	-	-	-
304	20	52	15	.360	304	304W	1304 M	304-M	1304	BL 304	304
305	25	62	17	.570	305	305W	1305 M	305-M	1305	BL 305	305
306	30	72	19	.860	306	306W	1306 M	306-M	1306	BL 306	306
307	35	80	21	1.100	307	307W	1307 M	307-M	1307	BL 307	307
308	40	90	23	1.500	308	308W	1308 M	308-M	1308	BL 308	308
309	45	100	25	2.100	309	309W	1309 M	309-M	1309	BL 309	309
310	50	110	27	2.680	310	310W	1310 M	310-M	1310	BL 310	310
311	55	120	29	3.410	311	311W	1311 M	311-M	1311	BL 311	311
312	60	130	31	4.220	312	312W	1312 M	312-M	1312	BL 312	312
313	65	140	33	5.190	313	313W	1313 M	313-M	1313	BL 313	313
314	70	150	35	6.490	314	314W	1314 M	314-M	1314	BL 314	314
315	75	160	37	7.920	315	315W	1315 M	315-M	1315	BL 315	315
316	80	170	39	8.690	316	316W	1316 M	316-M	1316	BL 316	316
*317	85	180	41	10.300	317	317W	1317 M	317-M	1317	BL 317	317
*318	90	190	43	13.000	318	318W	1318 M	318-M	1318	BL 318	318
*319	95	200	45	15.000	319	319W	1319 M	319-M	1319	BL 319	-
*320	100	215	47	18.300	320	320W	1320 M	320-M	1320	BL 320	-

*Larger sizes available on request.

ONE SHIELD AND SNAP RING

Consolidated No.	Dimensions					Approx. Wgt. (lbs.)	Interchange						
	(Metric)			(Inch)			FAG	FAF	FED	MRC	ND	NTN	SKF
	d	D	B	f	c								
303-ZNR	17	47	14	.149	.053	.330	-	-	-	303-MFG	-	-	-
304-ZNR	20	52	15	.149	.053	.360	304 ZNR	-	-	-	47304	BL 305ZNR	304 ZNR
305-ZNR	25	62	17	.203	.074	.560	305 ZNR	-	-	305-MFG	47305	BL 305ZNR	305 ZNR
306-ZNR	30	72	19	.203	.074	.850	306 ZNR	306WDG	-	306-MFG	47306	BL 306ZNR	306 ZNR
307-ZNR	35	80	21	.203	.074	1.090	307 ZNR	307WDG	-	307-MFG	47307	BL 307ZNR	307 ZNR
308-ZNR	40	90	23	.235	.106	1.480	308 ZNR	308WDG	-	308-MFG	47308	BL 308ZNR	308 ZNR
309-ZNR	45	100	25	.235	.106	2.080	309 ZNR	309WDG	-	309-MFG	47309	BL 309ZNR	309 ZNR
310-ZNR	50	110	27	.235	.106	2.660	310 ZNR	310WDG	-	310-MFG	47310	BL 310ZNR	310 ZNR
311-ZNR	55	120	29	.281	.122	3.370	311 ZNR	311WDG	-	311-MFG	47311	BL 311ZNR	311 ZNR
312-ZNR	60	130	31	.281	.122	4.180	312 ZNR	312WDG	-	312-MFG	47312	BL 312ZNR	312 ZNR
313-ZNR	65	140	33	.314	.122	5.130	313 ZNR	313WDG	-	313-MFG	47313	BL 313ZNR	313 ZNR
314-ZNR	70	150	35	.314	.122	6.430	314 ZNR	-	-	314-MFG	47314	BL 314ZNR	314 ZNR

*Sizes equipped with machine bronze cage suffix "M".



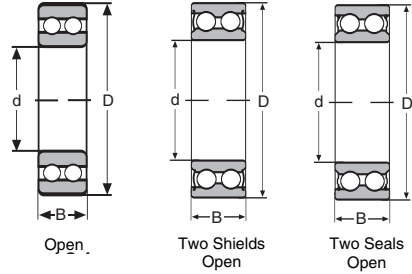
DEEP GROOVE BALL BEARINGS - WITH FILLING SLOT - TWO SHIELDS (MAX. CAPACITY)

Consolidated No.	Dimensions (Metric)			Approx. Wgt. (lbs.)	Interchange						
	d	D	B		FAG	FAF	FED	MRC	ND	NTN	SKF
303-ZZ	17	47	14	.260	-	-	-	303-MFF	-	-	-
304-ZZ	20	52	15	.360	304.2Z	-	1304MFF	304-MFF	77304	BL 304ZZ	-
305-ZZ	25	62	17	.570	305.2Z	-	1305MFF	305-MFF	77305	BL 305ZZ	305 2Z
306-ZZ	30	72	19	.860	306.2Z	306WDD	1306MFF	306-MFF	77306	BL 306ZZ	306 2Z
307-ZZ	35	80	21	1.100	307.2Z	307WDD	1307MFF	307-MFF	77307	BL 307ZZ	307 2Z
308-ZZ	40	90	23	1.500	308.2Z	308WDD	1308MFF	308-MFF	77308	BL 308ZZ	308 2Z
309-ZZ	45	100	25	2.100	309.2Z	309WDD	1309MFF	309-MFF	77309	BL 309ZZ	309 2Z
310-ZZ	50	110	27	2.680	310.2Z	310WDD	1310MFF	310-MFF	77310	BL 310ZZ	310 2Z
311-ZZ	55	120	29	3.410	311.2Z	311WDD	1311MFF	311-MFF	77311	-	311 2Z
312-ZZ	60	130	31	4.220	312.2Z	312WDD	1312MFF	312-MFF	77312	-	312 2Z
313-ZZ	65	140	33	5.190	313.2Z	313WDD	1313MFF	313-MFF	77313	-	313 2Z
314-ZZ	70	150	35	6.490	314.2Z	314WDD	1314MFF	314-MFF	77314	-	314 2Z
315-ZZ	75	160	37	7.920	315.2Z	315WDD	1315MFF	315-MFF	77315	-	315 2Z
316-ZZ	80	170	39	8.750	316.2ZR	316WDD	1316MFF	316-MFF	77316	-	316 2Z
*317M-ZZ	85	180	41	10.500	317.2ZR	317WDD	1317MFF	317-MFF	77317	-	317 2Z
318M-ZZ	90	190	43	13.200	-	318WDD	-	318-MFF	-	-	318 2Z

TWO SHIELDS AND SNAP RING

Consolidated No.	Dimensions (Metric)					Approx. Wgt. (lbs.)	Interchange					
	d	D	B	f	c		FAG	FAF	FED	MRC	ND	SKF
306-ZZNR	30	72	19	.203	.074	.880	-	-	-	306-MFFG	477306	306 2ZNR
307-ZZNR	35	80	21	.203	.074	1.120	-	-	-	307-MFFG	477307	307 2ZNR
308-ZZNR	40	90	23	.235	.106	1.530	-	-	-	308-MFFG	477308	308 2ZNR
309-ZZNR	45	100	25	.235	.106	2.130	-	-	-	309-MFFG	477309	309 2ZNR
310-ZZNR	50	110	27	.235	.106	2.710	-	310WDDG	-	310-MFFG	477310	310 2ZNR
311-ZZNR	55	120	29	.281	.122	3.450	-	-	-	311-MFFG	477311	311 2ZNR
312-ZZNR	60	130	31	.281	.122	4.260	-	312WDDG	-	312-MFFG	477312	312 2ZNR
313-ZZNR	65	140	33	.314	.122	5.240	-	313WDDG	-	313-MFFG	477313	313 2ZNR
314-ZZNR	70	150	35	.314	.122	6.540	-	-	-	314-MFFG	477314	314 2ZNR

* Sizes equipped with machined bronze cages - suffix "M".



DEEP GROOVE BALL BEARINGS - DOUBLE ROW - EUROPEAN WIDTH

Consolidated No.	Dimensions (Metric)			Approx. Wgt. (lbs.)	Interchange					
	d	D	B		FAG	HOFF	R & M	RIV	SKF	STEYR
4200	10	30	14	.110	4200	110 DR	LDJ 10	04 AA	4200 A	4200
4201	12	32	14	.130	4201	112 DR	LDJ 12	03 AA	4201 A	4201
4202	15	35	14	.150	4202	115 DR	LDJ 15	02 AA	4202 A	4202
4203	17	40	16	.220	4203	117 DR	LDJ 17	01 AA	4203 A	4203
4204	20	47	18	.350	4204	120 DR	LDJ 20	1 AA	4204 A	4204
4205	25	52	18	.390	4205	125 DR	LDJ 25	2 AA	4205 A	4205
4206	30	62	20	.620	4206	130 DR	LDJ 30	3 AA	4206 A	4206
4207	35	72	23	.950	4207	135 DR	LDJ 35	4 AA	4207 A	4207
4208	40	80	23	1.200	4208	140 DR	LDJ 40	5 AA	4208 A	4208
4209	45	85	23	1.290	4209	145 DR	LDJ 45	6 AA	4209 A	4209
4210	50	90	23	1.360	4210	150 DR	LDJ 50	7 AA	4210 A	4210
4211	55	100	25	1.870	4211	155 DR	LDJ 55	8 AA	4211 A	4211
4212	60	110	28	2.550	4212	160 DR	LDJ 60	9 AA	4212 A	4212
4213	65	120	31	3.420	4213	165 DR	LDJ 65	10 AA	4213 A	4213
4214	70	125	31	3.530	4214	170 DR	LDJ 70	11 AA	4214 A	4214
4215	75	130	31	3.750	4215	175 DR	LDJ 75	12 AA	4215 A	4215
4216	80	140	33	4.720	4216	180 DR	LDJ 80	13 AA	4216 A	4216
4217	85	150	36	6.130	4217	185 DR	LDJ 85	14 AA	4217 A	4217
4218	90	160	40	8.160	4218	190 DR	LDJ 90	15 AA	4218 A	4218
4219	95	170	43	9.520	-	195 DR	LDJ 95	16 AA	-	4219
4220	100	180	46	11.500	-	200 DR	LDJ 100	17 AA	-	4220
4221	105	190	50	14.000	-	-	LDJ 105	18 AA	-	4221
4222	110	200	53	16.500	-	-	LDJ 110	19 AA	-	4222
4224	120	215	58	20.600	-	-	-	-	-	4224
4226	130	230	64	25.700	-	-	-	-	-	4226

TWO SHIELDS

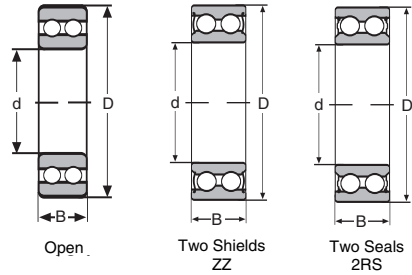
4200-ZZ	10	30	14	.105	-	-	-	-	-	-
4201-ZZ	12	32	14	.116	-	-	-	-	-	-
4202-ZZ	15	35	14	.132	-	-	-	-	-	-
4203-ZZ	17	40	16	.191	-	-	-	-	-	-
4204-ZZ	20	47	18	.313	-	-	-	-	-	-
4205-ZZ	25	52	18	.359	-	-	-	-	-	-
4206-ZZ	30	62	20	.566	-	-	-	-	-	-
4207-ZZ	35	72	23	.890	-	-	-	-	-	-
4208-ZZ	40	80	23	1.106	-	-	-	-	-	-
4209-ZZ	45	85	23	1.199	-	-	-	-	-	-
4210-ZZ	50	90	23	1.276	-	-	-	-	-	-
4211-ZZ	55	100	25	1.765	-	-	-	-	-	-

TWO SEALS

4200-2RS	10	30	14	.105	-	-	-	-	-	-
4201-2RS	12	32	14	.116	-	-	-	-	-	-
4202-2RS	15	35	14	.132	-	-	-	-	-	-
4203-2RS	17	40	16	.191	-	-	-	-	-	-
4204-2RS	20	47	18	.313	-	-	-	-	-	-
4205-2RS	25	52	18	.359	-	-	-	-	-	-
4206-2RS	30	62	20	.566	-	-	-	-	-	-
4207-2RS	35	72	23	.890	-	-	-	-	-	-
4208-2RS	40	80	23	1.106	-	-	-	-	-	-
4209-2RS	45	85	23	1.199	-	-	-	-	-	-
4210-2RS	50	90	23	1.276	-	-	-	-	-	-
4211-2RS	55	100	25	1.765	-	-	-	-	-	-

NOTE:

1.) C/3 internal clearances are available on certain sizes. Consult factory for availability.



DEEP GROOVE BALL BEARINGS - DOUBLE ROW - EUROPEAN WIDTH

Consolidated No.	Dimensions (Metric)			Approx. Wgt. (lbs.)	Interchange					
	d	D	B		FAG	HOFF	R & M	RIV	SKF	STEYR
4300	10	35	17	.170	-	310 DR	MDJ 10	1 BB	4300 A	4300
4301	12	37	17	.190	-	312 DR	MDJ 12	2 BB	4301 A	4301
4302	15	42	17	.280	4302	315 DR	MDJ 15	3 BB	4302 A	4302
4303	17	47	19	.380	4303	317 DR	MDJ 17	4 BB	4303 A	4303
4304	20	52	21	.500	4304	320 DR	MDJ 20	5 BB	4304 A	4304
4305	25	62	24	.810	4305	325 DR	MDJ 25	6 BB	4305 A	4305
4306	30	72	27	1.220	4306	330 DR	MDJ 30	7 BB	4306 A	4306
4307	35	80	31	1.680	4307	335 DR	MDJ 35	8 BB	4307 A	4307
4308	40	90	33	2.200	4308	340 DR	MDJ 40	9 BB	4308 A	4308
4309	45	100	36	3.000	4309	345 DR	MDJ 45	10 BB	4309 A	4309
4310	50	110	40	3.970	4310	350 DR	MDJ 50	11 BB	4310 A	4310
4311	55	120	43	5.030	4311	355 DR	MDJ 55	12 BB	4311 A	4311
4312	60	130	46	6.330	4312	360 DR	MDJ 60	13 BB	4312 A	4312
4313	65	140	48	7.610	-	365 DR	MDJ 65	14 BB	4313 A	4313
4314	70	150	51	9.250	-	370 DR	MDJ 70	15 BB	-	4314
4315	75	160	55	11.300	-	375 DR	MDJ 75	16 BB	-	4315
4316	80	170	58	13.500	-	380 DR	MDJ 80	17 BB	-	4316
4317	85	180	60	15.600	-	385 DR	MDJ 85	18 BB	-	4317
4318	90	190	64	18.500	-	390 DR	MDJ 90	19 BB	-	4318
4319	95	200	67	21.400	-	395 DR	MDJ 95	20 BB	-	4319
4320	100	215	73	27.300	-	400 DR	MDJ 100	21 BB	-	4320
4321	105	225	77	31.400	-	405 DR	MDJ 105	22 BB	-	4321
4322	110	240	80	37.500	-	410 DR	MDJ 110	23 BB	-	4322

TWO SHIELDS

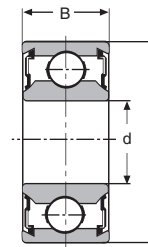
4300-ZZ	10	35	17	.185	-	-	-	-	-	-
4301-ZZ	12	37	17	.210	-	-	-	-	-	-
4302-ZZ	15	42	17	.251	-	-	-	-	-	-
4303-ZZ	17	47	19	.350	-	-	-	-	-	-
4304-ZZ	20	52	21	.451	-	-	-	-	-	-
4305-ZZ	25	62	24	.731	-	-	-	-	-	-
4306-ZZ	30	72	27	1.108	-	-	-	-	-	-
4307-ZZ	35	80	31	1.490	-	-	-	-	-	-
4308-ZZ	40	90	33	1.986	-	-	-	-	-	-
4309-ZZ	45	100	36	3.000	-	-	-	-	-	-
4310-ZZ	50	110	40	3.505	-	-	-	-	-	-

TWO SEALS

4300-2RS	10	35	17	.185	-	-	-	-	-	-
4301-2RS	12	37	17	.210	-	-	-	-	-	-
4302-2RS	15	42	17	.251	-	-	-	-	-	-
4303-2RS	17	47	19	.350	-	-	-	-	-	-
4304-2RS	20	52	21	.451	-	-	-	-	-	-
4305-2RS	25	62	24	.731	-	-	-	-	-	-
4306-2RS	30	72	27	1.108	-	-	-	-	-	-
4307-2RS	35	80	31	1.490	-	-	-	-	-	-
4308-2RS	40	90	33	1.986	-	-	-	-	-	-
4309-2RS	45	100	36	3.000	-	-	-	-	-	-
4310-2RS	50	110	40	3.505	-	-	-	-	-	-

NOTE:

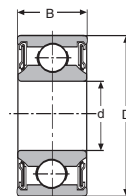
1.) C/3 internal clearances are available on certain sizes. Consult factory for availability.



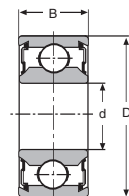
Two Seals
2RS

DEEP GROOVE BALL BEARINGS - CARTRIDGE, EUROPEAN WIDTH

Consolidated No.	Dimensions (Metric)			Approx. Wgt. (lbs.)	Interchange		
	d	D	B		FAG	RIV	SKF
63000-2RS	10	26	12	.060	63000-2RSR	30 L 10	63000-2RS1
63001-2RS	12	28	12	.070	63001-2RSR	30 L 12	63001-2RS1
63002-2RS	15	32	13	.090	63002-2RSR	30 L 15	63002-2RS1
63003-2RS	17	35	14	.110	63003-2RSR	30 L 17	63003-2RS1
63004-2RS	20	42	16	.190	63004-2RSR	30 L 20	63004-2RS1
63005-2RS	25	47	16	.220	63005-2RSR	30 L 25	63005-2RS1
63006-2RS	30	55	19	.350	63006-2RSR	30 L 30	63006-2RS1
63007-2RS	35	62	20	.460	63007-2RSR	30 L 35	63007-2RS1
63008-2RS	40	68	21	.570	63008-2RSR	30 L 40	63008-2RS1
63009-2RS	45	75	23	.750	63009-2RSR	30 L 45	63009-2RS1
63010-2RS	50	80	23	.820	63010-2RSR	30 L 50	63010-2RS1
62200-2RS	10	30	14	.090	62200-2RSR	AL-10	62200-2RS1
62201-2RS	12	32	14	.100	62201-2RSR	AL-12	62201-2RS1
62202-2RS	15	35	14	.120	62202-2RSR	AL-15	62202-2RS1
62203-2RS	17	40	16	.190	62203-2RSR	AL-17	62203-2RS1
62204-2RS	20	47	18	.280	62204-2RSR	AL-20	62204-2RS1
622/22-2RS	22	50	18	.310	622/22-2RSR	AL-22	-
62205-2RS	25	52	18	.320	62205-2RSR	AL-25	62205-2RS1
622/28-2RS	28	58	19	.430	622/28-2RSR	AL-28	-
62206-2RS	30	62	20	.530	62206-2RSR	AL-30	62206-2RS1
622/32-2RS	32	65	21	.590	622/32-2RSR	AL-32	-
62207-2RS	35	72	23	.810	62207-2RSR	AL-35	62207-2RS1
62208-2RS	40	80	23	.970	62208-2RSR	AL-40	62208-2RS1
62209-2RS	45	85	23	1.050	62209-2RSR	AL-45	62209-2RS1
62210-2RS	50	90	23	1.140	62210-2RSR	AL-50	62210-2RS1
62211-2RS	55	100	25	1.550	62211-2RSR	AL-55	62211-2RS1
62212-2RS	60	110	28	2.140	62212-2RSR	AL-60	62212-2RS1
62213-2RS	65	120	31	2.800	62213-2RSR	AL-65	62213-2RS1
62214-2RS	70	125	31	2.910	62214-2RSR	AL-70	62214-2RS1
62300-2RS	10	35	17	.140	-	BL-10	62300-2RS1
62301-2RS	12	37	17	.160	-	BL-12	62301-2RS1
62302-2RS	15	42	17	.240	62302-2RSR	BL-15	62302-2RS1
62303-2RS	17	47	19	.320	62303-2RSR	BL-17	62303-2RS1
62304-2RS	20	52	21	.430	62304-2RSR	BL-20	62304-2RS1
623/22-2RS	22	56	21	.510	623/22-2RSR	BL-22	-
62305-2RS	25	62	24	.700	62305-2RSR	BL-25	62305-2RS1
623/28-2RS	28	68	24	.830	623/28-2RSR	BL-28	-
62306-2RS	30	72	27	1.050	62306-2RSR	BL-30	62306-2RS1
623/32-2RS	32	75	28	1.160	623/32-2RSR	BL-32	-
62307-2RS	35	80	31	1.460	62307-2RSR	BL-35	62307-2RS1
62308-2RS	40	90	33	1.970	62308-2RSR	BL-40	62308-2RS1
62309-2RS	45	100	36	2.580	62309-2RSR	BL-45	62309-2RS1
62310-2RS	50	110	40	3.440	62310-2RSR	BL-50	62310-2RS1
62311-2RS	55	120	43	4.280	-	BL-55	62311-2RS1
62312-2RS	60	130	46	5.470	-	BL-60	62312-2RS1
62313-2RS	65	140	48	6.570	-	BL-65	62313-2RS1
62314-2RS	70	150	51	7.830	-	BL-70	62314-2RS1



Two Shields
ZZ



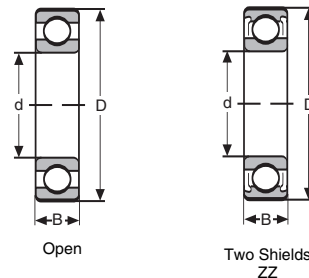
Two Seals
2RS

DEEP GROOVE BALL BEARINGS - CARTRIDGE, AMERICAN WIDTH

Consolidated No.	Dimensions			Approx. Wgt. (lbs.)	Interchange				
	(Metric)	(Inch)			FAF	MRC	NH	NTN	SKF
	d	D	B						
S-3500-2RS NR	10	30	.5625	.100	W 200 PPG	200 SZZCG	-	-	-
S-3501-2RS NR	12	32	.6250	.130	W 201 PPG	201 SZZCG	-	-	-
S-3502-2RS NR	15	35	.6250	.150	W 202 PPG	202 SZZCG	-	-	-
S-3503-2RS NR	17	40	.6875	.210	W 203 PPG	203 SZZCG	-	-	-
S-3504-2RS NR	20	47	.8125	.340	W 204 PPG	204 SZZCG	43504	63204 ZZ	462204
S-3505-2RS NR	25	52	.8125	.390	W 205 PPG	205 SZZCG	43505	63205 ZZ	462205
S-3506-2RS NR	30	62	.9375	.630	W 206 PPG	206 SZZCG	43506	63206 ZZ	462206
S-3507-2RS NR	35	72	1.0625	.960	W 207 PPG	207 SZZCG	43507	63207 ZZ	462207
S-3508-2RS NR	40	80	1.1875	1.280	W 208 PPG	208 SZZCG	43508	63208 ZZ	462208
S-3509-2RS NR	45	85	1.1875	1.370	W 209 PPG	209 SZZCG	43509	63209 ZZ	462209
S-3510-ZZ NR	50	90	1.1875	1.450	-	210 SFFCG	43510	63210 ZZ	-
S-3604-2RS NR	20	52	.8750	.440	W 304 PPG	304 SZZCG	-	-	462304
S-3605-2RS NR	25	62	1.0000	.780	W 305 PPG	305 SZZCG	43605	63305 ZZ	462305
S-3606-2RS NR	30	72	1.1875	1.130	W 306 PPG	306 SZZCG	43606	63306 ZZ	462306
S-3607-2RS NR	35	80	1.3750	1.640	W 307 PPG	307 SZZCG	43607	63307 ZZ	462307
S-3608-2RS NR	40	90	1.4375	2.060	W 308 PPG	308 SZZCG	43608	63308 ZZ	462308
S-3609-2RS NR	45	100	1.5625	3.000	W 309 PPG	309 SZZCG	43609	63309 ZZ	462309
S-3610-2RS NR	50	110	1.7500	3.750	W 310 PPG	310 SZZCG	43610	63310 ZZ	462310
S-3611-2RS NR	55	120	1.9375	4.940	W 311 PPG	311 SZZCG	43611	63311 ZZ	462311
S-3612-2RS NR	60	130	2.1250	7.910	W 312 PPG	312 SZZCG	43612	63312 ZZ	462312
S-3613-ZZ	65	140	2.3125	8.170	-	313 SFFC	S-3613	63313 ZZ	-
S-3614-ZZ	70	150	2.5000	10.530	-	314 SFFC	S-3614	63314 ZZ	-
S-3615-ZZ	75	160	2.6875	12.130	-	315 SFFC	S-3615	-	-
S-3616-ZZ	80	170	2.6875	13.380	-	316 SFFC	-	-	-
S-3617-ZZ	85	180	2.8750	15.750	-	317 SFFC	-	-	-
S-3618-ZZ	90	190	2.8750	18.320	-	318 SFFC	-	-	-
S-3620-ZZ	100	215	3.2500	26.880	-	320 SFFC	-	-	-

NOTE:

- 1.) Some sizes are available with grease plug - suffix "J".
- 2.) Sizes available with Snap Ring - Suffix NR
- 3.) NTN does not have snap rings



DEEP GROOVE BALL BEARINGS - MINIATURE - INCH

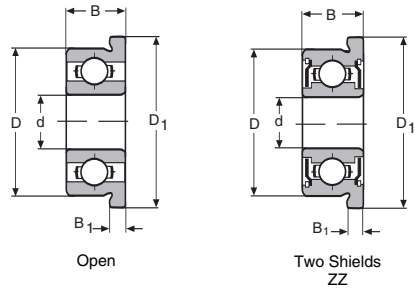
Consolidated No.	Dimensions (Inch)			Approx. Wgt. (lbs.)	Interchange					
	d	D	B		ADR	NTN	NMB	RMB	FAG	ISC
R-09	.0400	.1250	.0469	.001	R09	R01	R1-2	UL1304X	R0308	R09
R-0	.0469	.1562	.0625	.001	X3/64	R0	R1-2 1/2	UL1505X	R0310	R0
R-1	.0550	.1875	.0781	.001	R1	R1	R1-3	R1706X	R0412	R1
R-1/4	.0781	.2500	.0937	.002	X5/64	R1-4	R1-4	R2508X	R0516	R14
R-133	.0937	.1875	.0625	.001	AX3/32	R133	R1-3332	UL3006X	R0612	R133
R-1/5	.0937	.3125	.1094	.002	X3/32	R1-5	R1-5	R3010X	R0620	R1-5
R-144	.1250	.2500	.0937	.001	AX 1/8	R144	R1-418	UL4008X	R0816	R144
R 2/5	.1250	.3125	.1094	.002	X1/8	R2-5	R1-51	R4010X	R0820	R2-5
R-2/6	.1250	.3750	.1094	.002	-	R2-6	R1-618	-	-	R2-6
R-2	.1250	.3750	.1562	.005	R2	R2	R2	R4012X	R0824	R2
R-2A	.1250	.5000	.1719	.005	-	R2A	R2A	-	R2A	R2A
R-155	.1562	.3125	.1094	.001	X5/32	R155	R1-5532	UL5010X	R1020	R155
R-156	.1875	.3125	.1094	.001	AX3/16	R156	R1-5632	UL6010X	R1220	R156
R-166	.1875	.3750	.1250	.002	X3/16	R166	R1-6632	UL6012X	R1224	R166
R-3	.1875	.5000	.1562	.007	Y3/16	R3	R3	R6016X	R3	R3
R-3A	.1875	.6250	.1960	.007	-	-	-	-	-	-
R-168	.2500	.3750	.1250	.002	X1/4	R168	R1-614	UL8012X	R1624	R168
R-188	.2500	.5000	.1250	.005	R188	R188	R1-814	UL8016X	R1632	R188
R-4	.2500	.6250	.1960	.007	Y1/4	R4	R4	R8020X	R4	R4
R-4A	.2500	.7500	.2187	.011	R4A	EE2	R1-1214	R8024	R4A	R4A
R-1810	.3125	.5000	.1562	.016	-	-	R1-8516	-	R2032	R1810
EI-1038	.3750	.6250	.1562	.020	-	-	-	-	STR-6	-
R-6	.3750	.8750	.2188	.030	Y3/8	R6	R1-1438	-	R6	-
EI-1212	.5000	.7500	.1562	.040	-	-	-	-	STR-8	-
R-8	.5000	1.1250	.2500	.050	-	-	-	-	R8	-
EI-1458	.6250	.8750	.1562	.060	-	-	-	-	STR-10	-
R-10	.6250	1.3750	.2812	.070	-	-	-	-	-	-
EI-1634	.7500	1.0000	.1562	.090	-	-	-	-	STR-12	-
R-12	.7500	1.6250	.3125	.110	-	-	-	-	-	-
EI-1878	.8750	1.1250	.1562	.120	-	-	-	-	STR-14	-

TWO SHIELDS

R-0-ZZ	.0469	.1562	.0937	.001	X3/64ZZ	RA0ZZA	R1-2 1/2ZZ	-	R0310.ZZ	R0ZZS
R-1-ZZ	.0550	.1875	.1094	.001	R1ZZ	RA1ZZA	R1-3ZZ	RF1706X	R0412.ZZ	R1ZZS
R-1/4-ZZ	.0781	.2500	.1406	.002	X5/64ZZ	RA1-4ZZA	RA1-4ZZ	RF2508X	R0516.ZZ	R14ZZS
R-133-ZZ	.0937	.1875	.0937	.001	AX3/32ZZ	RA133ZZA	R1-3332ZZ	ULZ3006X	R0612.ZZ	R133ZZS
R-1/5-ZZ	.0937	.3125	.1406	.002	X3/32ZZ	RA1-5ZZA	R1-5ZZ	RF3010X	R0620.ZZ	R15ZZS
R-144-ZZ	.1250	.2500	.1094	.001	AX1/8ZZ	RA144ZZA	R1-418ZZ	ULZ4008X	R0816.ZZ	R144ZZS
R-2/5-ZZ	.1250	.3125	.1406	.002	X1/8ZZ	RA2-5ZZA	R1-518ZZ	RF4010X	R0820.ZZ	R25ZZS
R-2/6-ZZ	.1250	.3750	.1406	.002	-	RA2-6ZZA	R1-618ZZ	RF4012X	R0824.ZZ	R26ZZS
R-2-ZZ	.1250	.3750	.1562	.002	R2ZZ	R2ZZA	R-2ZZ	-	-	R2ZZS
R-2A-ZZ	.1250	.5000	.1719	.002	-	RA2ZZ	R-2AZZ	-	-	R2AZZS
R-155-ZZ	.1562	.3125	.1250	.002	X5/32ZZ	RA155ZZA	R1-5532ZZ	ULZ5010X	R1020.ZZ	R155ZZS
R-156-ZZ	.1875	.3125	.1250	.001	AX3/16ZZ	RA156ZZA	R1-5632ZZ	ULZ6010X	R1220.ZZ	R156ZZS
R-166-ZZ	.1875	.3750	.1250	.002	X3/16ZZ	RA166ZZA	R1-6632ZZ	ULZ6012X	R1224.ZZ	R166ZZS
R-3-ZZ	.1875	.5000	.1960	.006	Y3/16ZZ	R3ZZA	R-3ZZ	RF6016X	-	R3ZZS
R-3A-ZZ	.1875	.6250	.1960	.007	-	RA3ZZ	-	-	-	-
R-168-ZZ	.2500	.3750	.1250	.001	X1/4ZZ	RA168ZZA	R1-614ZZ	ULZ8012X	R1624.ZZ	R168ZZS
R-188-ZZ	.2500	.5000	.1875	.006	R188ZZ	RA188ZZA	R1-814ZZ	ULZ8016X	R1632.ZZ	R188ZZS
R-4-ZZ	.2500	.6250	.1960	.010	Y1/4ZZ	R4ZZ	R-4ZZ	RF8020X	-	R4ZZS
R-4A-ZZ	.2500	.7500	.2812	.014	R4AZZ	RA4ZZ	R1-1214ZZ	-	-	R4AZZS
R-1810-ZZ	.3125	.5000	.1562	.020	-	-	R1-8516ZZ	-	R2032.ZZ	R1810ZZS
EI-1038-ZZ	.3750	.6250	.1562	.030	-	-	-	-	-	-
R-6-ZZ	.3750	.8750	.2812	.040	Y3/8ZZ	R6ZZ	R1-1438ZZ	-	-	-
EI-1212-ZZ	.5000	.7500	.1562	.050	-	-	-	-	-	-
R-8-ZZ	.5000	1.1250	.3125	.070	-	-	-	-	-	-
EI-1458-ZZ	.6250	.8750	.1562	.080	-	-	-	-	-	-
R-10-ZZ	.6250	1.3750	.3437	.090	-	-	-	-	-	-
EI-1634-ZZ	.7500	1.0000	.1562	.110	-	-	-	-	-	-
R-12-ZZ	.7500	1.6250	.4375	.160	-	-	-	-	-	-
EI-1878-ZZ	.8750	1.1250	.1562	.170	-	-	-	-	-	-

NOTE:

1.) This series is also available in stainless steel (440C type) - prefix "SS".



DEEP GROOVE BALL BEARINGS - FLANGED - MINIATURE - INCH

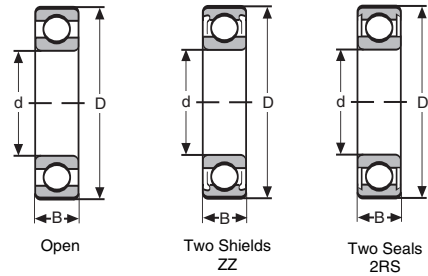
Consolidated No.	Dimensions (Inch)					Approx. Wgt. (lbs.)	Interchange					
	d	D	B	D1	B1		ADR SKF	NTN	NMB	RMB	FAG	ISC
FR-0	.0469	.1562	.0625	.2172	.0130	.004	FX3/64	FLR0	R1F-2 1/2	ULK1505X	RF0310	FR0
FR-1	.0550	.1875	.0781	.2340	.0230	.006	FR1	FLR1	R1F-3	RK1706X	RF0412	FR1
FR-1/4	.0781	.2500	.0937	.2960	.0230	.008	FX5/64	FLR1-4	R1F-4	RK2508X	RF0516	FR1-4
FR-133	.0937	.1875	.0625	.2340	.0180	.010	FAX3/32	FLR133	R1F-3332	ULK3006X	RF0612	FR133
FR-1/5	.0937	.3125	.1094	.3590	.0230	.012	FX3/32	FLR1-5	R1F-5	RK3010X	RF0620	FR1-5
FR-144	.1250	.2500	.0937	.2960	.0230	.014	FAX1/8	FLR144	R1F-418	ULK4008X	RF0816	FR144
FR-2/5	.1250	.3125	.1094	.3590	.0230	.016	FX1/8	FLR2-5	R1F-518	RK4010X	RF0820	FR2-5
FR-2/6	.1250	.3750	.1094	.4220	.0230	.018	-	-	R1F-618	RK4012X	RF0824	FR2-6
FR-2	.1250	.3750	.1562	.4440	.0300	.020	FR2	FLR2	RF-2	-	-	FR2
FR-155	.1562	.3125	.1094	.3590	.0230	.020	FX5/32	FLR155	R1F-5532	ULK5010X	RF1020	FR155
FR-156	.1875	.3125	.1094	.3590	.0230	.020	FAX3/16	FLR156	R1F-5632	ULK6010X	RF1220	FR156
FR-166	.1875	.3750	.1250	.4220	.0230	.020	FX3/16	FLR166	R1F-6632	ULK6012X	RF1224	FR166
FR-3	.1875	.5000	.1562	.5650	.0420	.020	FY3/16	FLRA3	RF-3	RK6016X	-	FR3
FR-168	.2500	.3750	.1250	.4220	.0230	.020	FX1/4	FLR168	R1F-614	ULK8012X	RF1624	FR168
FR-188	.2500	.5000	.1875	.5470	.0230	.020	FR188	FLR188	R1F-814	ULK8016X	RF1632	FR188
FR-4	.2500	.6250	.1960	.6900	.0420	.020	FY1/4	FLR4	RF-4	-	-	FR4
FR-1810	.3125	.5000	.1562	.5470	.0310	.030	-	-	R1F-8516	-	RF2032	FR1810
FR-6	.3750	.8750	.2188	.9690	.0620	.040	FY3/8	FLR6	R1F-1438	-	-	-
FR-8	.5000	1.1250	.2500	1.2252	.0620	.060	-	-	-	-	-	-

TWO SHIELDS

FR-0-ZZ	.0469	.1562	.0937	.2172	.0310	.004	FX3/64ZZ	FLRA0ZZA	R1F-2 1/2ZZ	-	RF0310.ZZ	FR0ZZS
FR-1-ZZ	.0550	.1875	.1094	.2340	.0310	.006	FR1ZZ	FLRA1ZZA	R1F-3ZZ	RKF1706X	RF0412.ZZ	FR1ZZS
FR-1/4-ZZ	.0781	.2500	.1406	.2960	.0310	.008	FX5/64ZZ	FLRA1-4ZZA	R1F-4ZZ	RKF2508X	RF0516.ZZ	FR1-4ZZS
FR-133-ZZ	.0937	.1875	.0973	.2340	.0310	.010	FAX3/32ZZ	FLRA133ZZA	R1F3332ZZ	ULKZ3006X	RF0612.ZZ	FR133ZZS
FR-1/5-ZZ	.0937	.3125	.1406	.3590	.0310	.012	FX3/32ZZ	FLRA1-5ZZA	R1F-5ZZ	RKF3010X	RF0620.ZZ	FR1-5ZZS
FR-144-ZZ	.1250	.2500	.1094	.2960	.0310	.014	FAX1/8ZZ	FLRA144ZZA	R1F-418ZZ	ULKZ4008X	RF0816.ZZ	FR144ZZS
FR-2/5-ZZ	.1250	.3125	.1406	.3590	.0310	.016	FX1/8ZZ	FLRA2-5ZZA	R1F-518ZZ	RKF4010X	RF0820.ZZ	FR2-5ZZS
FR-2/6-ZZ	.1250	.3750	.1406	.4220	.0310	.018	-	-	R1F-618ZZ	RK4012X	RF0824.ZZ	FR2-6ZZS
FR-2-ZZ	.1250	.3750	.1562	.4400	.0300	.020	FR2ZZ	FLR2ZZA	RF-2ZZ	-	-	FR2ZZS
FR-155-ZZ	.1562	.3125	.1250	.3590	.0360	.020	FX5/32ZZ	FLRA155ZZA	R1F-5532ZZ	ULKZ5010X	RF1020.ZZ	FR155ZZS
FR-156-ZZ	.1875	.3125	.1250	.3590	.0360	.020	FAX3/16ZZ	FLRA156ZZA	R1F-5632ZZ	ULKZ6010X	RF1220.ZZ	FR156ZZS
FR-166-ZZ	.1875	.3750	.1250	.4220	.0310	.020	FX3/16ZZ	FLR166ZZA	R1F-6632ZZ	ULKZ6012X	RF1224.ZZ	FR166ZZS
FR-3-ZZ	.1875	.5000	.1960	.5650	.0420	.020	FY3/16ZZ	FLRA3ZZ	RF-3ZZ	RKF6016X	-	FR3ZZS
FR-168-ZZ	.2500	.3750	.1250	.4220	.0360	.020	FX1/4ZZ	FLRA168ZZA	R1F-614ZZ	ULKZ8012X	RF1624.ZZ	FR168ZZS
FR-188-ZZ	.2500	.5000	.1875	.5470	.0450	.020	FR188ZZ	FLRA188ZZA	R1F-814ZZ	ULKZ8016X	RF1632.ZZ	FR188ZZS
FR-4-ZZ	.2500	.6250	.1960	.6900	.0420	.020	FY1/4ZZ	FLR4ZZ	RF-4ZZ	-	-	FR4ZZS
FR-1810-ZZ	.3125	.5000	.1562	.5470	.0310	.030	-	-	R1F-8516ZZ	-	RF2032.ZZ	FR1810ZZS
FR-6-ZZ	.3750	.8750	.2812	.9690	.0620	.040	-	-	R1F-1438ZZ	-	-	-
FR-8-ZZ	.5000	1.1250	.3125	1.2252	.0620	.060	-	-	-	-	-	-

NOTE:

1.) This series is also available in stainless steel (440C type) - prefix "SS".



DEEP GROOVE BALL BEARINGS - INCH DIMENSIONS

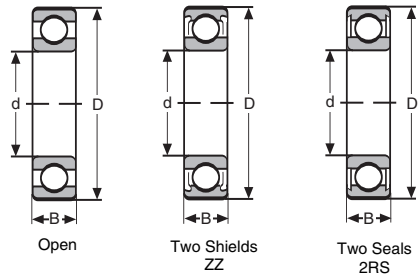
Consolidated No.	(Old No.)	Dimensions (Inch)			Approx. Wgt. (lbs.)	Interchange					
		d	D	B		FAF	FAG	MRC	ND	RHP	SKF
R-2	EE-0	.1250	.3750	.1562	.010	33K3	R-2	R-2	R-2	KLNJ 1/8	EE-0
R-2A	-	.1250	.5000	.1719	.010	33K4	R-2A	R-2A	R-2A	-	-
R-3	EE-1	.1875	.5000	.1562	.010	33K5	R-3	R-3	R-3	KLNJ 3/16	EE-1
R-4	-	.2500	.6250	.1968	.010	S1K7	R-4	R-4	R-4	-	-
R-4A	EE-2	.2500	.7500	.2187	.030	S1K	R-4A	R-4A-4	R-4A	KLNJ 1/4	EE-2
R-6	EE-3	.3750	.8750	.2187	.030	S3K	R-6	R-6	R-6	KLNJ 3/8	EE-3
R-8	EE-4	.5000	1.1250	.2500	.050	S5K	R-8	R-8	R-8	KLNJ 1/2	EE-4
R-10	EE-5	.6250	1.3750	.2812	.070	S7K	R-10	R-10	R-10	KLNJ 5/8	EE-5
R-12	EE-6	.7500	1.6250	.3125	.110	S8K	R-12	R-12	R-12	KLNJ 3/4	EE-6
EE-7	-	.7500	1.7500	.3750	.110	-	-	-	-	-	-
R-14	EE-8	.8750	1.8750	.3750	.160	S9K	R-14	R-14	R-14	KLNJ 7/8	EE-8
R-16	EE-9	1.0000	2.0000	.3750	.180	S10K	R-16	R-16	R-16	KLNJ 1	EE-9
R-18	EE-10	1.1250	2.1250	.3750	.200	S11K	R-18	R-18	R-18	KLNJ 1 1/8	EE-10
R-20	EE-11	1.2500	2.2500	.3750	.220	S12K	R-20	R-20	R-20	KLNJ 1 1/4	EE-11
R-22	EE-12	1.3750	2.5000	.4375	.340	-	R-22	-	R-22	KLNJ 1 3/8	EE-12
R-24	EE-13	1.5000	2.6250	.4375	.380	-	R-24	R-24	R-24	KLNJ 1 1/2	EE-13

TWO SHIELDS

R-2-ZZ	EE-0-ZZ	.1250	.3750	.1562	.020	33KDD3	R2.2Z	R-2FF	77R-2	-	R2.2Z
R-2A-ZZ	-	.1250	.5000	.1719	.020	33KDD4	R2A.2Z	R-2AFFM	77R-2A	-	R2A.2Z
R-3-ZZ	EE-1-ZZ	.1875	.5000	.1968	.030	33KDD5	R3.2Z	R-3FF	77R-3	-	R3.2Z
R-4-ZZ	-	.2500	.6250	.1968	.030	S1KDD7	-	R-4FF	77R-4	-	-
R-4A-ZZ	EE-2-ZZ	.2500	.7500	.2812	.040	S1KDD	R4A.2Z	R-4AFF4	77R-4A	KLNJ 1/4 -2Z	R4A.2Z
R-6-ZZ	EE-3-ZZ	.3750	.8750	.2812	.040	S3KDD	R6.2Z	R-6FF	77R-6	KLNJ 3/8 -2Z	R6.2Z
R-8-ZZ	EE-4-ZZ	.5000	1.1250	.3125	.070	S5KDD	R8.2Z	R-8FF	77R-8	KLNJ 1/2 -2Z	R8.2Z
R-10-ZZ	EE-5-ZZ	.6250	1.3750	.3437	.090	S7KDD	R10.2Z	R-10FF	77R-10	KLNJ 5/8 -2Z	R10.2Z
R-12-ZZ	EE-6-ZZ	.7500	1.6250	.4375	.160	S8KDD	R12.2Z	R-12FF	77R-12	KLNJ 3/4 -2Z	R12.2Z
R-14-ZZ	EE-8-ZZ	.8750	1.8750	.5000	.220	S9KDD	R14.2Z	R-14FF	77R-14	KLNJ 7/8 -2Z	R14.2Z
R-16-ZZ	EE-9-ZZ	1.0000	2.0000	.5000	.240	S10KDD	R16.2Z	R-16FF	77R-16	KLNJ 1-2Z	R16.2Z
R-18-ZZ	EE-10-ZZ	1.1250	2.1250	.5000	.270	-	R18.2Z	R-18FF	77R-18	KLNJ 1 1/8 -2Z	R18.2Z
R-20-ZZ	EE-11-ZZ	1.2500	2.2500	.5000	.300	-	R20.2Z	R-20FF	-	KLNJ 1 1/4 -2Z	R20.2Z
R-22-ZZ	EE-12-ZZ	1.3750	2.5000	.5625	.460	-	R22.2Z	-	77R-22	KLNJ 1 3/8 -2Z	R22.2Z
R-24-ZZ	EE-13-ZZ	1.5000	2.6250	.5625	.510	-	R24.2Z	R-24FF	-	KLNJ 1 1/2 -2Z	R24.2Z

TWO SEALS

R-2-2RS	EE-0-2RS	.1250	.3750	.1562	.020	33PP3	R2.2RS	-	-	-	R2.2RS
R-2A-2RS	-	.1250	.5000	.1719	.020	-	R2A.2RS	-	-	-	R2A.2RS
R-3-2RS	EE-1-2RS	.1875	.5000	.1968	.030	33PP5	R3.2RS	R-3-ZZ	Z99R-3	-	R3.2RS
R-4-2RS	-	.2500	.6250	.1968	.030	S1PP7	R4.2RS	R-4ZZ	Z99R-4	-	R4.2RS
R-4A-2RS	EE-2-2RS	.2500	.7500	.2812	.040	S1PP	R4A.2RS	-	Z99R-4A	KLNJ 1/4 -2RS	R4A.2RS
EI-1038-2RS	-	.3750	.6250	.1562	.006	-	-	-	-	-	-
R-6-2RS	EE-3-2RS	.3750	.8750	.2812	.040	S3PP	R6.2RS	R-6ZZ	Z99R-6	KLNJ 3/8 -2RS	R6.2RS
EI-1212-2RS	-	.5000	.7500	.1562	.008	-	-	-	-	-	-
R-8-2RS	EE-4-2RS	.5000	1.1250	.3125	.070	S5PP	R8.2RS	R-8ZZ	Z99R-8	KLNJ 1/2 -2RS	R8.2RS
EI-1458-2RS	-	.6250	.8750	.1562	.009	-	-	-	-	-	-
R-10-2RS	EE-5-2RS	.6250	1.3750	.3437	.090	S7PP	R10.2RS	R-10ZZ	Z99R-10	KLNJ 5/8 -2RS	R10.2RS
EI-1634-2RS	-	.7500	1.0000	.1562	.011	-	-	-	-	-	-
R-12-2RS	EE-6-2RS	.7500	1.6250	.4375	.160	S8PP	R12.2RS	R-12ZZ	Z99R-12	KLNJ 3/4 -2RS	R12.2RS
R-14-2RS	EE-8-2RS	.8750	1.8750	.5000	.220	-	R14.2RS	-	Z99R-14	KLNJ 7/8 -2RS	R14.2RS
R-16-2RS	EE-9-2RS	1.0000	2.0000	.5000	.240	-	R16.2RS	R-16ZZ	Z99R-16	KLNJ 1-2RS	R16.2RS
R-18-2RS	EE-10-2RS	1.1250	2.1250	.5000	.270	-	R18.2RS	-	Z99R-18	-	R18.2RS
R-20-2RS	EE-11-2RS	1.2500	2.2500	.5000	.300	-	R20.2RS	R-20ZZ	-	-	R20.2RS
R-22-2RS	EE-12-2RS	1.3750	2.2500	.5625	.460	-	R22.2RS	-	Z99R-22	-	R22.2RS
R-24-2RS	EE-13-2RS	1.5000	2.6250	.5625	.510	-	R24.2RS	-	-	-	R24.2RS



DEEP GROOVE BALL BEARINGS - INCH DIMENSIONS - STAINLESS STEEL (440C TYPE)

Consolidated No.	Dimensions (Inch)			Approx. Wgt. (lbs.)	Interchange		
	d	D	B		FAF	MRC	ND
SSR-2	.1250	.3750	.1562	.010	A33K3	R-2-ST	SSR-2
SSR-2A	.1250	.5000	.1719	.010	A33K4	R-2A-ST	SSR-2A
SSR-3	.1875	.5000	.1562	.010	A33K5	R-3-ST	SSR-3
SSR-4	.2500	.6250	.1968	.030	AS1K7	R-4-ST	SSR-4
SSR-4A	.2500	.7500	.2187	.030	AS1K	-	SSR-4A
SSR-6	.3750	.8750	.2187	.030	AS3K	R-6-ST	SSR-6
SSR-8	.5000	1.1250	.2500	.050	AS5K	R-8-ST	SSR-8
SSR-10	.6250	1.3750	.2812	.070	AS7K	R-10-ST	SSR-10
SSR-12	.7500	1.6250	.3125	.110	AS8K	R-12-ST	SSR-12
SSR-14	.8750	1.8750	.3750	.160	-	R-14-ST	SSR-14
SSR-16	1.0000	2.0000	.3750	.180	-	R-16-ST	SSR-16
* SSR-18	1.1250	2.1250	.3750	.200	-	-	-
* SSR-20	1.2500	2.2500	.3750	.220	-	-	-
* SSR-22	1.3750	2.5000	.4375	.340	-	-	-
* SSR-24	1.5000	2.6250	.4375	.380	-	-	-

TWO SHIELDS

SSR-2-ZZ	.1250	.3750	.1562	.010	A33KDD3	R-2FF-ST	SS77R-2
SSR-2A-ZZ	.1250	.3750	.1719	.010	A33KDD4	R-2AFF-ST	SS77R-2A
SSR-3-ZZ	.1875	.5000	.1968	.030	A33KDD5	R-3FF-ST	SS77R-3
SSR-4-ZZ	.2500	.6250	.1968	.040	AS1KDD7	R-4FF-ST	SS77R-4
SSR-4A-ZZ	.2500	.7500	.2812	.040	AS1KDD	R-4AFF4-ST	SS77R-4A
SSR-6-ZZ	.3750	.8750	.2812	.040	AS3KDD	R-6FF-ST	SS77R-6
SSR-8-ZZ	.5000	1.1250	.3125	.070	AS5KDD	R-8FF-ST	SS77R-8
SSR-10-ZZ	.6250	1.3750	.3437	.090	AS7KDD	R-10FF-ST	SS77R-10
SSR-12-ZZ	.7500	1.6250	.4375	.160	AS8KDD	R-12FF-ST	SS77R-12
SSR-14-ZZ	.8750	1.8750	.5000	.220	-	R-14FF-ST	SS77R-14
SSR-16-ZZ	1.0000	2.0000	.5000	.240	-	R-16FF-ST	SS77R-16
* SSR-18-ZZ	1.1250	2.1250	.5000	.270	-	-	-
* SSR-20-ZZ	1.2500	2.2500	.5000	.300	-	-	-
* SSR-22-ZZ	1.3750	2.5000	.5625	.460	-	-	-
* SSR-24-ZZ	1.5000	2.6250	.5625	.510	-	-	-

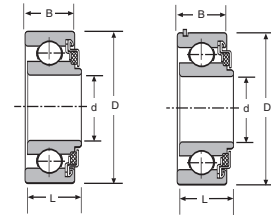
TWO SEALS

SSR-2-2RS	.1250	.3750	.1562	.010	A33PP3	R-2ZZ-ST	SSZ99R-2
SSR-2A-2RS	.1250	.5000	.1719	.010	-	R-2AZZ-ST	SSZ99R-2A
SSR-3-2RS	.1875	.5000	.1968	.030	A33PP5	R-3ZZ-ST	SSZ99R-3
SSR-4-2RS	.2500	.6250	.1968	.040	AS1PP7	R-4ZZ-ST	SSZ99R-4
SSR-4A-2RS	.2500	.7500	.2812	.040	AS1PP	-	SSZ99R-4A
SSR-6-2RS	.3750	.8750	.2812	.040	AS3PP	R-6ZZ-ST	SSZ99R-6
SSR-8-2RS	.5000	1.1250	.3125	.070	AS5PP	R-8ZZ-ST	SSZ99R-8
SSR-10-2RS	.6250	1.3750	.3437	.090	AS7PP	R-10ZZ-ST	SSZ99R-10
SSR-12-2RS	.7500	1.6250	.4375	.160	AS8PP	R-12ZZ-ST	SSZ99R-12
SSR-14-2RS	.8750	1.8750	.5000	.220	-	-	SSZ99R-14
SSR-16-2RS	1.0000	2.0000	.5000	.240	-	R-16ZZ-ST	SSZ99R-16
* SSR-18-2RS	1.1250	2.1250	.5000	.270	-	-	-
* SSR-20-2RS	1.2500	2.2500	.5000	.300	-	-	-
* SSR-22-2RS	1.3750	2.5000	.5625	.460	-	-	-
* SSR-24-2RS	1.5000	2.6250	.5625	.510	-	-	-

* Not normally stocked. Consult factory for availability.

NOTE:

- 1.) Outer races, inner races and balls are manufactured from 440C or equivalent stainless steel. They are through hardened to a hardness of 55-57 RC.
- 2.) The cages are manufactured from 304 or equivalent stainless steel.
- 3.) Shields are manufactured from 304 or equivalent stainless steel.
- 4.) Seals have a metal core covered with synthetic rubber.



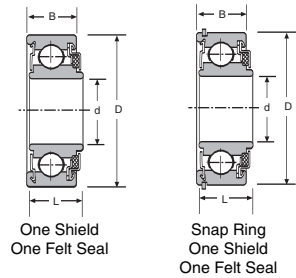
One Felt Seal

Snap Ring
One Felt Seal

DEEP GROOVE BALL BEARINGS

Consolidated
No.

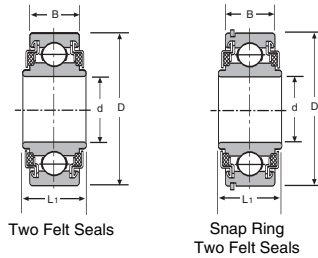
One Felt Seal	Snap Ring One Felt Seal	Dimensions				Approx. Wgt. (lbs.)	Interchange New Departure	
		(Metric)		(Inch)			One Felt Seal	Snap Ring One Felt Seal
		d	D	B	L			
8035	-	5	19	.3150	.4060	.023	8035	-
8036	-	6	19	.3150	.4060	.025	8036	-
8006	-	6	24	.3150	.4060	.048	8006	-
8037	-	7	22	.3150	.4060	.039	8037	-
8007	-	7	24	.3150	.4060	.047	8007	-
8038	-	8	22	.3150	.4060	.038	8038	-
8008	-	8	24	.3150	.4060	.044	8008	-
8039	-	9	26	.3150	.4060	.053	8039	-
8009	8009NR	9	30	.3540	.5000	.095	8009	-
8500	8500NR	10	30	.3540	.5000	.077	8500	-
8011	-	11	32	.3940	.5000	.101	8011	-
8501	8501NR	12	32	.3940	.5000	.097	8501	48501
8013	8013NR	13	32	.3940	.5000	.093	8013	48013
8014	8014NR	14	35	.4330	.5000	.115	8014	-
8502	8502NR	15	35	.4330	.5000	.108	8502	-
8016	8016NR	16	35	.4330	.5000	.105	8016	48016
8503	8503NR	17	40	.4720	.5630	.154	8503	48503
8504	8504NR	20	47	.5510	.6250	.237	8504	48504
8505	8505NR	25	52	.5910	.6250	.292	8505	48505
8026	8026NR	26	52	.5910	.6250	.282	8026	48026
8506	8506NR	30	62	.6300	.7870	.506	8506	48506
8507	8507NR	35	72	.6690	.8270	.708	8507	48507
8508	8508NR	40	80	.8270	.9450	1.070	8508	48508
8509	8509NR	45	85	.8270	.9450	1.200	8509	-
8510	8510NR	50	90	.8660	1.0240	1.300	8510	-
8511	8511NR	55	100	.9060	1.0630	1.640	8511	-
8512	8512NR	60	110	.9840	1.1420	2.160	8512	-
8513	8513NR	65	120	1.0240	1.2210	2.820	8513	-
8514	-	70	125	1.1020	1.2990	3.080	8514	-
8602	-	15	42	.5120	.5910	.190	8602	-
8603	8603NR	17	47	.5510	.6300	.210	8603	-
8604	8604NR	20	52	.5910	.7480	.440	8604	48604
8605	8605NR	25	62	.6690	.8270	.780	8605	48605
8606	8606NR	30	72	.7480	.9060	1.130	8606	48606
8607	8607NR	35	80	.8270	.9840	1.640	8607	48607
8608	8608NR	40	90	.9060	1.0630	2.060	8608	-
8609	8609NR	45	100	.9840	1.1810	3.000	8609	-



DEEP GROOVE BALL BEARINGS

Consolidated
No.

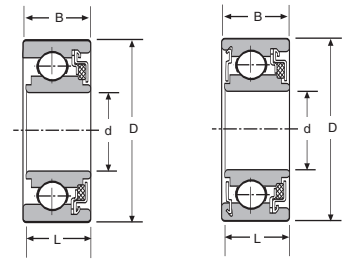
One Shield One Felt Seal	Snap Ring One Shield One Felt Seal	Dimensions				Approx. Wgt. (lbs.)	Interchange New Departure	
		(Metric)		(Inch)			One Shield One Felt Seal	Snap Ring One Shield One Felt Seal
		d	D	B	L			
87035	-	5	19	.3150	.4060	.023	8035	-
87036	-	6	19	.3150	.4060	.025	8036	-
87006	-	6	24	.3150	.4060	.048	8006	-
87037	-	7	22	.3150	.4060	.039	8037	-
87007	-	7	24	.3150	.4060	.047	8007	-
87038	-	8	22	.3150	.4060	.038	8038	-
87008	-	8	24	.3150	.4060	.044	8008	-
87039	-	9	26	.3150	.4060	.053	8039	-
87009	87009NR	9	30	.3540	.5000	.095	8009	487009
87500	87500NR	10	30	.3540	.5000	.077	8500	487500
87011	-	11	32	.3940	.5000	.101	8011	-
87501	87501NR	12	32	.3940	.5000	.097	8501	487501
87013	87013NR	13	32	.3940	.5000	.093	8013	487013
87014	87014NR	14	35	.4330	.5000	.115	8014	487014
87502	87502NR	15	35	.4330	.5000	.108	8502	487502
87016	87016NR	16	35	.4330	.5000	.105	8016	487016
87503	87503NR	17	40	.4720	.5630	.154	8503	487503
87504	87504NR	20	47	.5510	.6250	.237	8504	487504
87505	87505NR	25	52	.5910	.6250	.292	8505	487505
87026	87026NR	26	52	.5910	.6250	.282	8026	487026
87506	87506NR	30	62	.6300	.7870	.506	8506	487506
87507	87507NR	35	72	.6690	.8270	.708	8507	487507
87508	87508NR	40	80	.8270	.9450	1.070	8508	487508
87509	87509NR	45	85	.8270	.9450	1.200	8509	-
87510	87510NR	50	90	.8660	1.0240	1.300	8510	487510
87511	87511NR	55	100	.9060	1.0630	1.640	8511	-
87512	87512NR	60	110	.9840	1.1420	2.160	8512	-
87513	87513NR	65	120	1.0240	1.2210	2.820	8513	-
87514	-	70	125	1.1020	1.2990	3.080	8514	-
87602	-	15	42	.5120	.5910	.190	8602	-
87603	87603NR	17	47	.5510	.6300	0.210	8603	487603
87604	87604NR	20	52	.5910	.7480	0.440	8604	-
87605	87605NR	25	62	.6690	.8270	0.780	8605	487605
87606	87606NR	30	72	.7480	.9060	1.130	8606	-
87607	87607NR	35	80	.8270	.9840	1.640	8607	-
87608	87608NR	40	90	.9060	1.0630	2.060	8608	-
87609	87609NR	45	100	.9840	1.1810	3.000	8609	487609



DEEP GROOVE BALL BEARINGS

Consolidated
No.

Two Felt Seals	Snap Ring Two Felt Seals	Dimensions				Approx. Wgt. (lbs.)	Interchange New Departure	
		(Metric)		(Inch)			Two Felt Seals	Snap Ring Two Felt Seals
		d	D	B	L1			
88036	-	6	19	.3150	.4970	.027	88036	-
88006	-	6	24	.3150	.4970	.055	88006	-
88037	-	7	22	.3150	.4970	.043	88037	-
88007	-	7	24	.3150	.4970	.051	88007	-
88038	-	8	22	.3150	.4970	.040	88038	-
88008	-	8	24	.3150	.4970	.048	88008	-
88039	-	9	26	.3150	.4970	.057	88039	-
88009	88009NR	9	30	.3540	.6460	.105	88009	488009
88500	88500NR	10	30	.3540	.6460	.091	88500	488500
88011	88011NR	11	32	.3940	.6060	.104	88011	488011
88501	88501NR	12	32	.3940	.6060	.099	88501	488501
88013	88013NR	13	32	.3940	.6060	.095	88013	488013
88014	88014NR	14	35	.4330	.5670	.125	88014	488014
88502	88502NR	15	35	.4330	.5670	.119	88502	488502
88016	88016NR	16	35	.4330	.5670	.114	88016	488016
88503	88503NR	17	40	.4720	.6530	.116	88503	488503
88504	88504NR	20	47	.5510	.6990	.259	88504	488504
88505	88505NR	25	52	.5910	.6590	.304	88505	488505
88026	88026NR	26	52	.5910	.6590	.294	88026	488026
88506	88506NR	30	62	.6300	.9450	.571	88506	488506
88507	88507NR	35	72	.6690	.9840	.765	88507	488507
88107	-	35	72	.6690	.9840	.765	88107A	-
88128	-	38.8920	80	.8270	1.0830	1.060	88128	-
88508	88508NR	40	80	.8270	1.0630	1.180	88508	488508
88509	88509NR	45	85	.8270	1.0630	1.220	88509	488509
88510	88510NR	50	90	.8660	1.1810	1.400	88510	488510
88511	88511NR	55	100	.9060	1.2200	1.780	88511	-
88512	88512NR	60	110	.9840	1.2990	2.340	88512	-
88513	88513NR	65	120	1.0240	1.4170	3.050	88513	-
88514	-	70	125	1.1020	1.4960	3.340	88514	-
88602	88602NR	15	42	.5120	.6690	.250	88602	488602
88603	88603NR	17	47	.5510	.7090	.300	88603	488603
88604	88604NR	20	52	.5910	.9050	.440	88604	488604
88605	88605NR	25	62	.6690	.9840	.780	88605	488605
88606	88606NR	30	72	.7480	1.0630	1.130	88606	488606
88607	88607NR	35	80	.8270	1.1420	1.640	88607	488607
88608	88608NR	40	90	.9060	1.2200	2.066	88608	488608
88609	88609NR	45	100	.9840	1.3780	3.000	88609	488609



One Felt Seal

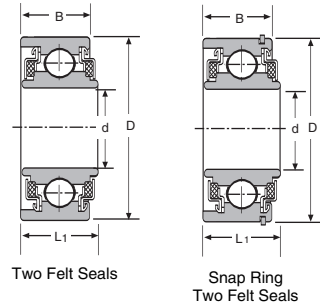
One Shield
One Felt Seal

DEEP GROOVE BALL BEARINGS

Consolidated No.		Dimensions				Approx. Wgt. (lbs.)	Interchange New Departure	
One Felt Seal	One Shield One Felt Seal	(Metric)		(Inch)			One Felt Seal	One Shield One Felt Seal
		d	D	B	L			
WC8035	WC87035	5	19	.406	.406	.031	WC8035	WC87035
WC8036	WC87036	6	19	.406	.406	.033	WC8036	WC87036
WC8006	WC87006	6	24	.406	.406	.056	WC8006	WC87006
WC8037	WC87037	7	22	.406	.406	.040	WC8037	WC87037
WC8007	WC87007	7	24	.406	.406	.047	WC8007	WC87007
WC8038	WC87038	8	22	.406	.406	.038	WC8038	WC87038
WC8008	WC87008	8	24	.406	.406	.047	WC8008	WC87008
WC8039	WC87039	9	26	.406	.406	.056	WC8039	WC87039
WC8009	WC87009	9	30	.500	.500	.098	WC8009	WC87009
WC8500	WC87500	10	30	.500	.480	.090	WC8500	WC87500
WC8011	WC87011	11	32	.500	.480	.100	WC8011	WC87011
WC8501	WC87501	12	32	.500	.480	.090	WC8501	WC87501
WC8013	WC87013	13	32	.500	.480	.090	WC8013	WC87013
WC8014	WC87014	14	35	.500	.480	.120	WC8014	WC87014
WC8502	WC87502	15	35	.500	.480	.120	WC8502	WC87502
WC8016	WC87016	16	35	.500	.480	.110	WC8016	WC87016
WC8503	WC87503	17	40	.563	.538	.210	WC8503	WC87503
WC8504	WC87504	20	47	.625	.600	.270	WC8504	WC87504
WC8505	WC87505	25	52	.625	.600	.290	WC8505	WC87505
WC8026	WC87026	26	52	.625	.600	.280	WC8026	WC87026
WC8506	WC87506	30	62	.787	.748	.510	WC8506	WC87506
WC8507	WC87507	35	72	.827	.787	.780	WC8507	WC87507
WC8508	WC87508	40	80	.945	.945	1.070	WC8508	WC87508
WC8509	WC87509	45	85	.945	.945	1.200	WC8509	WC87509
WC8510	WC87510	50	90	1.024	1.024	1.270	WC8510	WC87510
WC8511	WC87511	55	100	1.063	1.063	1.640	-	-
WC8603	WC87603	17	47	.630	.630	.250	WC8603	WC87603
WC8604	WC87604	20	52	.748	.748	.480	WC8604	WC87604
WC8605	WC87605	25	62	.827	.827	.820	WC8605	WC87605

NOTE:

1.) Width dimensions may vary between manufacturers.



DEEP GROOVE BALL BEARINGS - TWO FELT SEALS

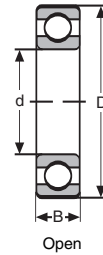
Consolidated
No.

Interchange

Approx.
Wgt.
(lbs.)

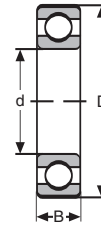
New Departure

Two Felt Seals	Snap Ring Two Felt Seals	L1	Approx. Wgt. (lbs.)	Two Felt Seals	Snap Ring Two Felt Seals
WC88035	-	.4970	.033	WC88035	-
WC88036	-	.4970	.035	WC88036	-
WC88006	-	.4970	.063	WC88006	-
WC88037	-	.4970	.043	WC88037	-
WC88007	-	.4970	.051	WC88007	-
WC88038	-	.4970	.040	WC88038	-
WC88008	-	.4970	.051	WC88008	-
WC88039	-	.4970	.060	WC88039	-
WC88009	-	.6457	.107	WC88009	-
WC88500	-	.6457	.100	WC88500	-
WC88011	-	.6063	.110	WC88011	-
WC88501	-	.6063	.100	WC88501	-
WC88013	-	.6063	.100	WC88013	-
WC88014	-	.5669	.130	WC88014	-
WC88502	WC88502NR	.5669	.110	WC88502	WC488502
WC88016	WC88016NR	.5669	.120	WC88016	WC488016
WC88503	-	.6536	.190	WC88503	-
WC88504	WC88504NR	.6988	.280	WC88504	WC488504
WC88505	WC88505NR	.6594	.310	WC88505	WC488505
WC88026	WC88026NR	.6594	.300	WC88026	WC488026
WC88506	WC88506NR	.9449	.570	WC88506	WC488506
WC88507	WC88507NR	.9843	.840	WC88507	WC488507
WC88508	WC88508NR	1.0630	1.180	WC88508	WC488508
WC88509	-	1.0630	1.240	WC88509	-
WC88510	-	1.1811	1.470	WC88510	-
WC88511	-	1.2205	1.780	-	-
WC88603	-	.7087	.280	WC88603	-
WC88604	WC88604NR	.9055	.530	WC88604	WC488604
WC88605	-	.9843	.890	WC88605	-



DEEP GROOVE BALL BEARINGS - INCH

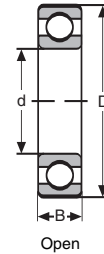
Consolidated No.	Dimensions (Inch)			Approx. Wgt. (lbs.)	Interchange		
	d	D	B		FAG HOFF FED NH	RHP	Torrington
XLS-1 3/8	1.3750	2.5625	.5625	.400	XLS-1 3/8	XLJ-1 3/8	-
XLS-1 1/2	1.5000	2.6875	.5625	.440	XLS-1 1/2	XLJ-1 1/2	-
XLS-1 5/8	1.6250	2.8750	.5625	.630	XLS-1 5/8	XLJ-1 5/8	-
XLS-1 3/4	1.7500	3.0000	.5625	.530	XLS-1 3/4	XLJ-1 3/4	-
XLS-1 7/8	1.8750	3.1875	.6250	.810	XLS-1 7/8	XLJ-1 7/8	-
XLS-2	2.0000	3.3125	.6250	.880	XLS-2	XLJ-2	-
XLS-2 1/8	2.1250	3.4375	.6250	.780	XLS-2 1/8	XLJ-2 1/8	-
XLS-2 1/4	2.2500	3.5625	.6250	.910	XLS-2 1/4	XLJ-2 1/4	-
XLS-2 3/8	2.3750	3.7500	.6875	.900	XLS-2 3/8	XLJ-2 3/8	-
XLS-2 1/2	2.5000	3.8750	.6875	1.130	XLS-2 1/2	XLJ-2 1/2	-
XLS-2 5/8	2.6250	4.1250	.6875	1.250	XLS-2 5/8	XLJ-2 5/8	-
XLS-2 3/4	2.7500	4.1250	.6875	1.090	XLS-2 3/4	XLJ-2 3/4	XLS 44K
XLS-2 7/8	2.8750	4.5000	.7500	1.670	XLS-2 7/8	XLJ-2 7/8	-
XLS-3	3.0000	4.5000	.7500	1.560	XLS-3	XLJ-3	XLS 48K
XLS-3 1/8	3.1250	4.7500	.7500	1.610	XLS-3 1/8	XLJ-3 1/8	-
XLS-3 1/4	3.2500	4.7500	.7500	1.530	XLS-3 1/4	XLJ-3 1/4	XLS 52K
XLS-3 3/8	3.3750	5.0000	.7500	1.840	XLS-3 3/8	XLJ-3 3/8	-
XLS-3 1/2	3.5000	5.0000	.7500	1.750	XLS-3 1/2	XLJ-3 1/2	XLS 56K
XLS-3 5/8	3.6250	5.2500	.7500	2.010	XLS-3 5/8	XLJ-3 5/8	-
XLS-3 3/4	3.7500	5.2500	.7500	1.840	XLS-3 3/4	XLJ-3 3/4	XLS 60K
XLS-3 7/8	3.8750	5.6250	.8750	2.630	XLS-3 7/8	XLJ-3 7/8	-
XLS-4	4.0000	5.6250	.8750	2.500	XLS-4	XLJ-4 E	XLS 64K
XLS-4 1/8	4.1250	6.0000	.8750	3.000	XLS-4 1/8	XLJ-4 1/8	41BIC196
XLS-4 1/4	4.2500	6.0000	.8750	2.870	XLS-4 1/4	XLJ-4 1/4 E	42BIC196
XLS-4 3/8	4.3750	6.2500	.8750	3.130	XLS-4 3/8	XLJ-4 3/8	43BIC206
XLS-4 1/2	4.5000	6.2500	.8750	3.020	XLS-4 1/2	XLJ-4 1/2 E	45BIC206 (XLS 72K)
XLS-4 5/8	4.6250	6.5000	.8750	3.340	XLS-4 5/8	XLJ-4 5/8	46BIC216
XLS-4 3/4	4.7500	6.5000	.8750	3.100	XLS-4 3/4	XLJ-4 3/4 E	47BIC216 (XLS 76K)
XLS-4 7/8	4.8750	7.0000	1.0000	4.590	XLS-4 7/8	XLJ-4 7/8	48BIC225
XLS-5	5.0000	7.0000	1.0000	4.500	XLS-5	XLJ-5 E	50BIC225 (XLS 80K)
XLS-5 1/8	5.1250	7.2500	1.0000	4.750	XLS-5 1/8	XLJ-5 1/8	51BIC240
XLS-5 1/4	5.2500	7.2500	1.0000	4.690	XLS-5 1/4	XLJ-5 1/4 E	52BIC240
XLS-5 3/8	5.3750	7.5000	1.0000	5.000	XLS-5 3/8	XLJ-5 3/8	53BIC247
XLS-5 1/2	5.5000	7.5000	1.0000	4.510	XLS-5 1/2	XLJ-5 1/2 E	55BIC247
XLS-5 5/8	5.6250	7.7500	1.0000	5.130	XLS-5 5/8	XLJ-5 5/8	56BIC251
XLS-5 3/4	5.7500	7.7500	1.0000	4.800	XLS-5 3/4	XLJ-5 3/4 E	57BIC251
XLS-5 7/8	5.8750	8.0000	1.0000	5.400	XLS-5 7/8	-	58BIC258
XLS-6	6.0000	8.0000	1.0000	5.250	XLS-6	XLJ-6 E	60BIC258
XLS-6 1/4	6.2500	8.5000	1.1250	6.730	XLS-6 1/4	-	62BIC290
XLS-6 1/2	6.5000	8.7500	1.1250	7.560	XLS-6 1/2	XLJ-6 1/2 E	65BIC298



Open

DEEP GROOVE BALL BEARINGS - INCH (cont'd)

Consolidated No.	Dimensions (Inch)			Approx. Wgt. (lbs.)	Interchange		
	d	D	B		FAG HOFF FED NH	RHP	Torrington
XLS-6 3/4	6.7500	9.0000	1.1250	7.030	XLS-6 3/4	-	67BIC301
XLS-7	7.0000	9.5000	1.2500	9.560	XLS-7	XLJ-7 E	70BIC309
XLS-7 1/4	7.2500	9.7500	1.2500	10.100	XLS-7 1/4	-	72BIC340
XLS-7 1/2	7.5000	10.0000	1.2500	10.250	XLS-7 1/2	XLJ-7 1/2 E	75BIC348
XLS-7 3/4	7.7500	10.5000	1.3750	12.500	XLS-7 3/4	-	77BIC351
XLS-8	8.0000	10.7500	1.3750	13.000	XLS-8	XLJ-8 E	80BIC359
XLS-8 1/4	8.2500	11.0000	1.3750	13.500	XLS-8 1/4	-	82BIC390
XLS-8 1/2	8.5000	11.5000	1.5000	17.000	XLS-8 1/2	XLJ-8 1/2 E	85BIC391
XLS-8 3/4	8.7500	11.7500	1.5000	17.380	XLS-8 3/4	-	87BIC393
XLS-9	9.0000	12.0000	1.5000	17.870	XLS-9	XLJ-9 E	90BIC401
XLS-9 1/2	9.5000	12.7500	1.6250	22.000	XLS-9 1/2	XLJ-9 1/2 E	95BIC430
XLS-10	10.0000	13.2500	1.6250	23.000	XLS-10	XLJ-10 E	100BIC439
XLS-10 1/2	10.5000	14.0000	1.7500	28.100	XLS-10 1/2	XLJ-10 1/2 E	105BIC470
XLS-11	11.0000	14.5000	1.7500	29.300	XLS-11	XLJ-11 E	110BIC479
XLS-11 1/2	11.5000	15.2500	1.7500	35.300	XLS-11 1/2	XLJ-11 1/2 E	115BIC510
XLS-12	12.0000	16.0000	2.0000	41.060	XLS-12	XLJ-12 E	120BIC519
XLS-12 1/2	12.5000	16.5000	2.0000	43.800	XLS-12 1/2	-	125BIC550
XLS-13	13.0000	17.5000	2.2500	58.300	XLS-13	XLJ-13 E	130BIC553
XLS-13 1/2	13.5000	18.0000	2.2500	60.400	XLS-13 1/2	-	135BIC580
XLS-14	14.0000	18.5000	2.2500	62.500	XLS-14	XLJ-14 E	140BIC588
XLS-14 1/2	14.5000	19.5000	2.5000	80.000	XLS-14 1/2	-	145BIC610
XLS-15	15.0000	20.0000	2.5000	82.300	XLS-15	XLJ-15 E	150BIC613
XLS-15 1/2	15.5000	20.5000	2.5000	85.560	XLS-15 1/2	-	155BIC615
XLS-16	16.0000	21.5000	2.7500	107.000	XLS-16	-	160BIC647
XLS-16 1/2	16.5000	22.0000	2.7500	110.000	XLS-16 1/2	-	165BIC660
XLS-17	17.0000	22.5000	2.7500	113.000	XLS-17	-	170BIC661
XLS-17 1/2	17.5000	23.5000	3.0000	139.000	XLS-17 1/2	-	175BIC680
XLS-18	18.0000	24.0000	3.0000	142.000	XLS-18	-	180BIC687
XLS-18 1/2	18.5000	24.5000	3.0000	145.000	XLS-18 1/2	-	185BIC695
XLS-19	19.0000	25.5000	3.2500	176.000	XLS-19	-	190BIC696
XLS-19 1/2	19.5000	26.0000	3.2500	180.000	XLS-19 1/2	-	195BIC710
XLS-20	20.0000	26.5000	3.2500	184.000	XLS-20	-	200BIC717
XLS-20 1/2	20.5000	27.5000	3.5000	221.000	XLS-20 1/2	-	205BIC725
XLS-21	21.0000	28.0000	3.5000	227.000	XLS-21	-	210BIC726

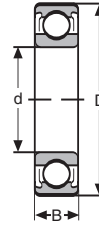


DEEP GROOVE BALL BEARINGS - INCH

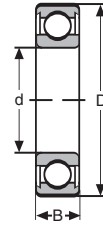
Consolidated No.	Dimensions (Inch)			Approx. Wgt. (lbs.)	Interchange			
	d	D	B		FAG FED FBC NH	RHP	RIV	SKF STEYR
LS-5	.5000	1.3125	.3750	.120	LS-5	LJ- 1/2	PA-4	RLS-4
LS-7	.6250	1.5625	.4375	.160	LS-7	LJ- 5/8	PA-5	RLS-5
LS-8	.7500	1.8750	.5625	.280	LS-8	LJ- 3/4	PA-6	RLS-6
LS-9	.8750	2.0000	.5625	.320	LS-9	LJ- 7/8	PA-7	RLS-7
LS-10	1.0000	2.2500	.6250	.420	LS-10	LJ-1	PA-8	RLS-8
LS-10-NR	1.0000	2.2500	.6250	.420	LS-10-NR	LJ-1-NR	-	RLS-8-NR
LS-11	1.1250	2.5000	.6250	.510	LS-11	LJ-1 1/8	PA-9	RLS-9
LS-11-NR	1.1250	2.5000	.6250	.510	LS-11-NR	LJ-1 1/8-NR	-	RLS-9-NR
LS-12	1.2500	2.7500	.6875	.630	LS-12	LJ-1 1/4	PA-10	RLS-10
LS-12-NR	1.2500	2.7500	.6875	.630	LS-12-NR	LJ-1 1/4-NR	-	RLS-10-NR
LS-12 1/2	1.3750	3.0000	.6875	.870	LS-12 1/2	LJ-1 3/8	PA-11	RLS-11
LS-12 1/2 -NR	1.3750	3.0000	.6875	.870	LS-12 1/2 -NR	LJ-1 3/8-NR	-	RLS-11-NR
LS-13	1.5000	3.2500	.7500	1.100	LS-13	LJ-1 1/2	PA-12	RLS-12
LS-13 1/2	1.6250	3.5000	.7500	1.290	LS-13 1/2	LJ-1 5/8	PA-13	RLS-13
LS-14	1.7500	3.7500	.8125	1.610	LS-14	LJ-1 3/4	PA-14	RLS-14
LS-14 1/2	1.8750	4.0000	.8125	1.850	LS-14 1/2	LJ-1 7/8	PA-15	RLS-15
LS-15	2.0000	4.0000	.8125	1.780	LS-15	LJ-2	PA-16	RLS-16
LS-16	2.2500	4.5000	.8750	2.400	LS-16	LJ-2 1/4	PA-18	RLS-18
LS-17	2.5000	5.0000	.9375	3.150	LS-17	LJ-2 1/2	PA-20	RLS-20
LS-18	2.7500	5.2500	.9375	3.400	LS-18	LJ-2 3/4	PA-22	RLS-22
LS-19	3.0000	5.7500	1.0625	4.650	LS-19	LJ-3	PA-24	RLS-24
LS-19 1/2	3.2500	6.0000	1.0625	4.900	LS-19 1/2	LJ-3 1/4	PA-26	RLS-26
LS-20	3.5000	6.5000	1.1250	6.200	LS-20	LJ-3 1/2	PA-28	RLS-28
LS-20 1/2	3.7500	6.7500	1.1250	6.700	LS-20 1/2	LJ-3 3/4	PA-30	RLS-30
LS-21	4.0000	7.2500	1.2500	8.800	LS-21	LJ-4 E	PA-32	RLS-32
LS-21 1/2	4.2500	7.5000	1.2500	9.150	LS-21 1/2	LJ-4 1/4 E	PA-34	RLS-34
LS-22	4.5000	8.0000	1.3125	11.200	LS-22	LJ-4 1/2 E	PA-36	RLS-36
LS-22 1/2	4.7500	8.2500	1.3125	11.400	LS-22 1/2	LJ-4 3/4 E	PA-38	RLS-38
LS-23	5.0000	9.0000	1.3750	15.000	LS-23	LJ-5 E	PA-40	RLS-40
LS-23 1/2	5.5000	9.5000	1.3750	15.600	LS-23 1/2	LJ-5 1/2 E	PA-44	RLS-44
LS-24	6.0000	10.5000	1.5625	20.900	LS-24	LJ-6 E	PA-48	RLS-48
LS-24 1/2	6.5000	11.0000	1.5625	22.500	LS-24 1/2	LJ-6 1/2 E	-	RLS-52
LS-25	7.0000	12.0000	1.7500	31.000	LS-25	LJ-7 E	-	RLS-56
LS-25 1/2	7.5000	12.5000	1.7500	32.000	LS-25 1/2	LJ-7 1/2 E	-	RLS-60
LS-26	8.0000	13.0000	1.7500	35.000	LS-26	LJ-8 E	-	RLS-64
LS-26 1/2	8.5000	14.0000	2.0000	46.500	LS-26 1/2	LJ-8 1/2 E	-	RLS-68
LS-27	9.0000	14.5000	2.0000	49.750	LS-27	LJ-9 E	-	RLS-72
LS-27 1/2	9.5000	15.1250	2.0000	50.000	LS-27 1/2	LJ-9 1/2 E	-	-
LS-28	10.0000	15.7500	2.0000	56.300	LS-28	LJ-10 E	-	RLS-80
LS-28 1/2	10.5000	16.6250	2.2500	71.700	LS-28 1/2	LJ-10 1/2 E	-	-
LS-29	11.0000	17.5000	2.2500	79.600	LS-29	LJ-11 E	-	RLS-88
LS-29 1/2	11.5000	18.0000	2.3750	84.900	LS-29 1/2	LJ-11 1/2 E	-	-
LS-30	12.0000	18.5000	2.6250	98.000	LS-30	LJ-12 E	-	RLS-92
LS-31	13.0000	20.0000	2.7500	114.000	LS-31	LJ-13 E	-	-
LS-32	14.0000	21.5000	2.8750	144.000	LS-32	LJ-14 E	-	-
LS-33	15.0000	22.5000	3.0000	157.000	LS-33	LJ-15 E	-	-

NOTE:

1.) Suffix "NR" - Snap ring groove complete with snap ring.



Two Shields
ZZ



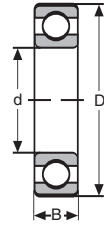
Two Seals
2RS

DEEP GROOVE BALL BEARINGS - TWO SHIELDS - INCH

Consolidated No.	Dimensions (Inch)			Approx. Wgt. (lbs.)	Interchange			
	d	D	B		FBC	FED	RHP	SKF
LS-5-ZZ	.5000	1.3125	.3750	.120	-	LS-5-FF	LJ- 1/2 -ZZ	RLS-4-2Z
LS-7-ZZ	.6250	1.5625	.4375	.160	LS-7 PP	LS-7-FF	LJ- 5/8 -ZZ	RLS-5-2Z
LS-8-ZZ	.7500	1.8750	.5625	.280	LS-8 PP	LS-8-FF	LJ- 3/4 -ZZ	RLS-6-2Z
LS-9-ZZ	.8750	2.0000	.5625	.320	LS-9 PP	LS-9-FF	LJ- 7/8 -ZZ	RLS-7-2Z
LS-10-ZZ	1.0000	2.2500	.6250	.420	-	LS-10-FF	LJ-1-2Z	RLS-8-2Z
LS-11-ZZ	1.1250	2.5000	.6250	.510	-	LS-11-FF	LJ-1 1/8 -ZZ	RLS-9-2Z
LS-12-ZZ	1.2500	2.7500	.6875	.630	-	LS-12-FF	LJ-1 1/4 -ZZ	RLS-10-2Z
LS-12 1/2 -ZZ	1.3750	3.0000	.6875	.870	-	LS-12 1/2 -FF	LJ-1 3/8 -ZZ	RLS-10-2Z
LS-13-ZZ	1.5000	3.2500	.7500	1.100	LS-13 PP	LS-13-FF	LJ-1 1/2 -ZZ	RLS-11-2Z
LS-14-ZZ	1.7500	3.7500	.8125	1.610	-	-	LJ-1 3/4 -ZZ	RLS-14-2Z

TWO SEALS

LS-5-2RS	.5000	1.3120	.3750	.120	DN-2050	LS-5-RR	LJ- 1/2 -2RS	RLS-4-2RS
LS-7-2RS	.6250	1.5620	.4375	.160	DN-2062	LS-7-RR	LJ- 5/8 -2RS	RLS-5-2RS
LS-8-2RS	.7500	1.8750	.5620	.280	DN-2075	LS-8-RR	LJ- 3/4 -2RS	RLS-6-2RS
LS-9-2RS	.8750	2.0000	.5620	.320	DN-2087	LS-9-RR	LJ- 7/8 -2RS	RLS-7-2RS
LS-10-2RS	1.0000	2.2500	.6250	.420	DN-2100	LS-10-RR	LJ-1-2RS	RLS-8-2RS
LS-11-2RS	1.1250	2.5000	.6250	.510	-	LS-11-RR	LJ-1 1/8 -2RS	RLS-9-2RS
LS-12-2RS	1.2500	2.7500	.6870	.630	DN-2125	LS-12-RR	LJ-1 1/4 -2RS	RLS-10-2RS
LS-12 1/2-2RS	1.3750	3.0000	.6870	.870	DN-2137	LS-12 1/2 -RR	LJ-1 3/8 -2RS	RLS-11-2RS
LS-13-2RS	1.5000	3.2500	.7500	1.100	DN-2150	LS-13-RR	LJ-1 1/2 -2RS	RLS-12-2RS
LS-14-2RS	1.7500	3.7500	.8120	1.610	-	-	LJ-1 3/4 -2RS	RLS-14-2RS

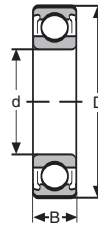


Open

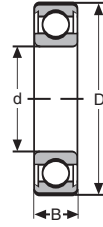
DEEP GROOVE BALL BEARINGS - INCH

Consolidated No.	Dimensions (Inch)			Approx. Wgt. (lbs.)	Interchange			SKF STEYR
	d	D	B		FAG FED FBC NH	RHP	RIV	
MS-1	.2500	1.3125	.5625	.150	MS-1	MJ- 1/4	PB-2	-
MS-3	.3750	1.5000	.5625	.170	MS-3	MJ- 3/8	PB-3	-
MS-5	.5000	1.6250	.6250	.260	MS-5	MJ- 1/2	PB-4	RMS-4
MS-7	.6250	1.8125	.6250	.310	MS-7	MJ- 5/8	PB-5	RMS-5
MS-8	.7500	2.0000	.6875	.410	MS-8	MJ- 3/4	PB-6	RMS-6
MS-9	.8750	2.2500	.6875	.520	MS-9	MJ- 7/8	PB-7	RMS-7
MS-10	1.0000	2.5000	.7500	.630	MS-10	MJ-1	PB-8	RMS-8
MS-10-NR	1.0000	2.5000	.7500	.630	MS-10-NR	MJ-1-NR	-	RMS-8-NR
MS-11	1.1250	2.8125	.8125	.930	MS-11	MJ-1 1/8	PB-9	RMS-9
MS-12	1.2500	3.1250	.8750	1.210	MS-12	MJ-1 1/4	PB-10	RMS-10
MS-12-NR	1.2500	3.1250	.8750	1.210	MS-12-NR	MJ-1 1/4-NR	-	RMS-10-NR
MS-12 1/2	1.3750	3.5000	.8750	1.340	MS-12 1/2	MJ-1 3/8	PB-11	RMS-11
MS-12 1/2 -NR	1.3750	3.5000	.8750	1.340	MS-12 1/2-NR	MJ-1 3/8-NR	-	RMS-11-NR
MS-13	1.5000	3.7500	.9375	1.660	MS-13	MJ-1 1/2	PB-12	RMS-12
MS-13 1/2	1.6250	4.0000	.9375	1.890	MS-13 1/2	MJ-1 5/8	PB-13	RMS-13
MS-13 1/2 -NR	1.6250	4.0000	.9375	1.890	MS-13 1/2-NR	MJ-1 5/8-NR	-	RMS-13-NR
MS-14	1.7500	4.2500	1.0625	2.340	MS-14	MJ-1 3/4	PB-14	RMS-14
MS-14 1/2	1.8750	4.5000	1.0625	2.690	MS-14 1/2	MJ-1 7/8	PB-15	RMS-15
MS-15	2.0000	4.5000	1.0625	2.590	MS-15	MJ-2	PB-16	RMS-16
MS-16	2.2500	5.0000	1.2500	3.530	MS-16	MJ-2 1/4	PB-18	RMS-18
MS-17	2.5000	5.5000	1.2500	4.500	MS-17	MJ-2 1/2	PB-20	RMS-20
MS-18	2.7500	6.2500	1.3750	6.380	MS-18	MJ-2 3/4	PB-22	RMS-22
MS-19	3.0000	7.0000	1.5625	9.380	MS-19	MJ-3	PB-24	RMS-24
MS-19 1/2	3.2500	7.5000	1.5625	11.000	MS-19 1/2	MJ-3 1/4	PB-26	RMS-26
MS-19 3/4	3.3750	7.5000	1.5625	10.800	MS-19 3/4	MJ-3 3/8	PB-27	RMS-27
MS-20	3.5000	8.1250	1.7500	14.400	MS-20	MJ-3 1/2	PB-28	RMS-28
MS-20 1/2	3.7500	8.2500	1.7500	14.400	MS-20 1/2	MJ-3 3/4	PB-30	RMS-30
MS-21	4.0000	8.5000	1.7500	14.800	MS-21	MJ-4 E	PB-32	RMS-32
MS-21 1/2	4.2500	8.7500	1.7500	18.000	MS-21 1/2	MJ-4 1/4 E	PB-34	RMS-34
MS-22	4.5000	9.3750	2.0000	23.500	MS-22	MJ-4 1/2 E	PB-36	RMS-36
MS-22 1/2	4.7500	10.0000	2.0000	29.000	MS-22 1/2	MJ-4 3/4 E	PB-38	RMS-38
MS-23	5.0000	10.0000	2.0000	27.000	MS-23	MJ-5 E	PB-40	RMS-40
MS-23 1/2	5.5000	11.0000	2.0000	32.800	MS-23 1/2	MJ-5 1/2 E	-	RMS-44
MS-24	6.0000	12.0000	2.2500	43.000	MS-24	MJ-6 E	-	RMS-48
MS-24 1/2	6.5000	13.0000	2.5000	58.500	MS-24 1/2	MJ-6 1/2 E	-	-
MS-25	7.0000	13.5000	2.5000	60.700	MS-25	MJ-7 E	-	-
MS-25 1/2	7.5000	14.0000	2.7500	78.000	MS-25 1/2	MJ-7 1/2 E	-	-
MS-26	8.0000	15.0000	2.7500	80.500	MS-26	MJ-8 E	-	-
MS-26 1/2	8.5000	16.0000	3.0000	104.000	MS-26 1/2	MJ-8 1/2 E	-	-
MS-27	9.0000	17.0000	3.0000	117.000	MS-27	MJ-9 E	-	-
MS-27 1/2	9.5000	18.0000	3.2500	140.000	MS-27 1/2	MJ-9 1/2 E	-	-
MS-28	10.0000	18.5000	3.2500	147.000	MS-28	MJ-10 E	-	-
MS-28 1/2	10.5000	19.5000	3.5000	176.000	MS-28 1/2	MJ-10 1/2 E	-	-
MS-29	11.0000	20.0000	3.5000	182.000	MS-29	MJ-11 E	-	-
MS-29 1/2	11.5000	21.0000	3.7500	213.000	MS-29 1/2	MJ-11 1/2 E	-	-
MS-30	12.0000	21.5000	3.7500	220.000	MS-30	MJ-12 E	-	-

NOTE:
1.) Suffix "NR" - Snap ring groove complete with snap ring.



Two Shields
ZZ



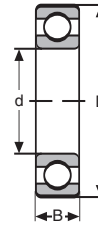
Two Seals
2RS

DEEP GROOVE BALL BEARINGS - TWO SHIELDS - INCH

Consolidated No.	Dimensions (Inch)			Approx. Wgt. (lbs.)	Interchange			
	d	D	B		FBC	FED	RHP	SKF
MS-5-ZZ	.5000	1.6250	.6250	.260	-	MS-5-FF	MJ- 1/2 -ZZ	RMS-4-ZZ
MS-7-ZZ	.6250	1.8125	.6250	.310	-	MS-7-FF	MJ- 5/8 -ZZ	RMS-5-ZZ
MS-8-ZZ	.7500	2.0000	.6875	.410	-	MS-8-FF	MJ- 3/4 -ZZ	RMS-6-ZZ
MS-9-ZZ	.8750	2.2500	.6875	.520	-	MS-9-FF	MJ- 7/8 -ZZ	RMS-7-ZZ
MS-10-ZZ	1.0000	2.5000	.7500	.630	-	MS-10-FF	MJ-1-ZZ	RMS-8-ZZ
MS-11-ZZ	1.1250	2.8125	.8125	.930	-	MS-11-FF	MJ-1 1/8 -ZZ	RMS-9-ZZ
MS-12-ZZ	1.2500	3.1250	.8750	1.210	-	MS-12-FF	MJ-1 1/4 -ZZ	RMS-10-ZZ
MS-12 1/2 -ZZ	1.3750	3.5000	.8750	1.340	-	MS-12 1/2 -FF	MJ-1 3/8 -ZZ	RMS-11-ZZ

TWO SEALS

MS-5-2RS	.5000	1.6250	.6250	.260	-	MS-5-RR	MJ- 1/2 -2RS	RMS-4-2RS
MS-7-2RS	.6250	1.8125	.6250	.310	-	MS-7-RR	MJ- 5/8 -2RS	RMS-5-2RS
MS-8-2RS	.7500	2.0000	.6875	.410	DN-3075	MS-8-RR	MJ- 3/4 -2RS	RMS-6-2RS
MS-9-2RS	.8750	2.2500	.6875	.520	DN-3087	MS-9-RR	MJ- 7/8 -2RS	RMS-7-2RS
MS-10-2RS	1.0000	2.5000	.7500	.630	-	MS-10-RR	MJ-1-2RS	RMS-8-2RS
MS-11-2RS	1.1250	2.8125	.8125	.930	-	MS-11-RR	MJ-1 1/8 -2RS	RMS-9-2RS
MS-12-2RS	1.2500	3.1250	.8750	1.210	DN-3125	MS-12-RR	MJ-1 1/4 -2RS	RMS-10-2RS



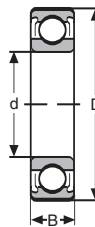
Open

DEEP GROOVE BALL BEARINGS - INCH

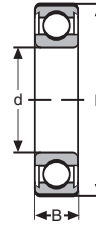
Consolidated No.	Dimensions (Inch)			Approx. Wgt. (lbs.)	Interchange		
	d	D	B		FED / Schatz	General	NICE
1601	.1875	.6875	.2500	.025	BR-01	21103-00	1601 NS
1602	.2500	.6875	.2500	.025	BR-02	21104-00	1602 NS
1603	.3125	.8750	.2812	.033	BR-03	21405-00	1603 NS
1604	.3750	.8750	.2812	.040	BR-04	21406-00	1604 NS
1605	.3125	.9062	.3125	.034	BR-05	21505-00	1605 NS
1606	.3750	.9062	.3125	.035	BR-06	21506-00	1606 NS
1607	.4375	.9062	.3125	.060	BR-07	21507-00	1607 NS
1614	.3750	1.1250	.3750	.077	BR-14	21806-00	1614 NS
1615	.4375	1.1250	.3750	.071	BR-15	21807-00	1615 NS
1616	.5000	1.1250	.3750	.066	BR-16	21808-00	1616 NS
1620	.4375	1.3750	.4375	.110	BR-20	22207-00	1620 NS
1621	.5000	1.3750	.4375	.106	BR-21	22208-00	1621 NS
1622	.5625	1.3750	.4375	.101	BR-22	22209-00	1622 NS
1623	.6250	1.3750	.4375	.088	BR-23	22210-00	1623 NS
1628	.6250	1.6250	.5000	.159	BR-28	22610-00	1628 NS
1630	.7500	1.6250	.5000	.143	BR-30	22612-00	1630 NS
1633	.6250	1.7500	.5000	.203	BR-33	22810-00	1633 NS
1635	.7500	1.7500	.5000	.187	BR-35	22812-00	1635 NS
1638	.7500	2.0000	.5625	.265	BR-38	23212-00	1638 NS
1640	.8750	2.0000	.5625	.247	BR-40	23214-00	1640 NS
1641	1.0000	2.0000	.5625	.221	BR-41	23216-00	1641 NS
1652	1.1250	2.5000	.6250	.463	BR-52	24018-00	1652 NS
1654	1.2500	2.5000	.6250	.419	BR-54	24020-00	1654 NS
1657	1.2500	2.5625	.6875	.474	-	24120-00	1657 NS
1658	1.3125	2.5625	.6875	.441	-	24121-00	1658 NS

NOTE:

1.) Not normally stocked. Consult factory for availability.



Two Shields
ZZ



Two Seals
2RS

DEEP GROOVE BALL BEARINGS - TWO SHIELDS - INCH

Consolidated No.	Dimensions (Inch)			Approx. Wgt. (lbs.)	Interchange		
	d	D	B		FED / Schatz	General	NICE
1601-ZZ	.1875	.6875	.2500	.026	BR-7701	21103-77	-
1602-ZZ	.2500	.6875	.2500	.026	BR-7702	21104-77	-
1603-ZZ	.3125	.8750	.2812	.034	BR-7703	21405-77	-
1604-ZZ	.3750	.8750	.2812	.041	BR-7704	21406-77	-
1605-ZZ	.3125	.9062	.3125	.034	BR-7705	21505-77	1605 DS
1606-ZZ	.3750	.9062	.3125	.035	BR-7706	21506-77	1606 DS
1607-ZZ	.4375	.9062	.3125	.060	BR-7707	21507-77	1607 DS
1614-ZZ	.3750	1.1250	.3750	.077	BR-7714	21806-77	1614 DS
1615-ZZ	.4375	1.1250	.3750	.071	BR-7715	21807-77	1615 DS
1616-ZZ	.5000	1.1250	.3750	.066	BR-7716	21808-77	1616 DS
1620-ZZ	.4375	1.3750	.4375	.110	BR-7720	22207-77	1620 DS
1621-ZZ	.5000	1.3750	.4375	.106	BR-7721	22208-77	1621 DS
1622-ZZ	.5625	1.3750	.4375	.101	BR-7722	22209-77	1622 DS
1623-ZZ	.6250	1.3750	.4375	.088	BR-7723	22210-77	1623 DS
1628-ZZ	.6250	1.6250	.5000	.159	BR-7728	22610-77	1628 DS
1630-ZZ	.7500	1.6250	.5000	.143	BR-7730	22612-77	1630 DS
1633-ZZ	.6250	1.7500	.5000	.203	BR-7733	22810-77	1633 DS
1635-ZZ	.7500	1.7500	.5000	.187	BR-7735	22812-77	1635 DS
1638-ZZ	.7500	2.0000	.5625	.265	BR-7738	23212-77	1638 DS
1640-ZZ	.8750	2.0000	.5625	.247	BR-7740	23214-77	1640 DS
1641-ZZ	1.0000	2.0000	.5625	.221	BR-7741	23216-77	1641 DS
1652-ZZ	1.1250	2.5000	.6250	.463	BR-7752	24018-77	1652 DS
1654-ZZ	1.2500	2.5000	.6250	.419	BR-7754	24020-77	1654 DS
1657-ZZ	1.2500	2.5625	.6875	.474	-	24120-77	1657 DS
1658-ZZ	1.3125	2.5625	.6875	.441	-	24121-77	1658 DS

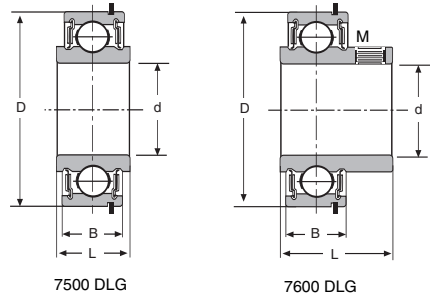
TWO SEALS

1601-2RS	.1875	.6875	.3125	.026	BR-9901A	21103-55	1601 DC
1602-2RS	.2500	.6875	.3125	.026	BR-9902A	21104-55	1602 DC
1603-2RS	.3125	.8750	.3437	.034	BR-9903A	21405-55	1603 DC
1604-2RS	.3750	.8750	.3437	.041	BR-9904A	21406-55	1604 DC
1605-2RS	.3125	.9062	.3125	.035	BR-9905	21505-55	1605 DC
1606-2RS	.3750	.9062	.3125	.035	BR-9906	21506-55	1606 DC
1607-2RS	.4375	.9062	.3125	.060	BR-9907	21507-55	1607 DC
1614-2RS	.3750	1.1250	.3750	.077	BR-9914	21806-55	1614 DC
1615-2RS	.4375	1.1250	.3750	.071	BR-9915	21807-55	1615 DC
1616-2RS	.5000	1.1250	.3750	.066	BR-9916	21808-55	1616 DC
1620-2RS	.4375	1.3750	.4375	.110	BR-9920	22207-55	1620 DC
1621-2RS	.5000	1.3750	.4375	.106	BR-9921	22208-55	1621 DC
1622-2RS	.5625	1.3750	.4375	.101	BR-9922	22209-55	1622 DC
1623-2RS	.6250	1.3750	.4375	.088	BR-9923	22210-55	1623 DC
1628-2RS	.6250	1.6250	.5000	.159	BR-9928	22610-55	1628 DC
1630-2RS	.7500	1.6250	.5000	.143	BR-9930	22612-55	1630 DC
1633-2RS	.6250	1.7500	.5000	.203	BR-9933	22810-55	1633 DC
1635-2RS	.7500	1.7500	.5000	.187	BR-9935	22812-55	1635 DC
1638-2RS	.7500	2.0000	.5625	.265	BR-9938	23212-55	1638 DC
1640-2RS	.8750	2.0000	.5625	.247	BR-9940	23214-55	1640 DC
1641-2RS	1.0000	2.0000	.5625	.221	BR-9941	23216-55	1641 DC
1652-2RS	1.1250	2.5000	.6250	.463	BR-9952	24018-55	1652 DC
1654-2RS	1.2500	2.5000	.6250	.419	BR-9954	24020-55	1654 DC
1657-2RS	1.2500	2.5625	.6875	.474	-	24120-55	1657 DC
1658-2RS	1.3125	2.5625	.6875	.441	-	24121-55	1658 DC

* These sizes are available with snap ring - suffix "NR".

NOTE:

- 1.) This series is manufactured from 52100 steel and is hardened to Rockwell Hardness R60/64 C Scale.
- 2.) This series is precision ground to ABEC #1 tolerances and offer electric motor quality.
- 3.) This series is equipped with a two piece riveted ribbon steel retainer.
- 4.) The shielded (ZZ) and sealed (2RS) are packed with "Shell Alvania 3" grease.



DEEP GROOVE BALL BEARINGS - TWO SEALS WITH SNAP RING

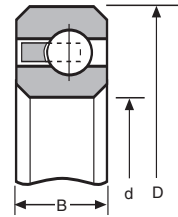
Consolidated No.	Dimensions (Inch)					Approx. Wgt. (lbs.)	Interchange	
	d	D	B	L	M		NICE	FED / Schatz
7508 DLG	.5000	1.7500	.6250	.7500	-	.310	7508 DLG	W508
7510 DLG	.6250	1.7500	.6250	.7500	-	.310	7510 DLG	W510
7512 DLG	.7500	1.7500	.6250	.7500	-	.250	7512 DLG	W512
7514 DLG	.8750	2.0000	.6250	.7500	-	.360	7514 DLG	W514
7516 DLG	1.0000	2.0000	.6250	.7500	-	.340	7516 DLG	W516
7518 DLG	1.1250	2.5625	.7500	.8750	-	.710	7518 DLG	W518
7520 DLG	1.2500	2.5625	.7500	.8750	-	.670	7520 DLG	W520

TWO SEALS SNAP RING - EXTENDED INNER RACE

7608 DLG	.5000	1.7500	.6250	1.0920	10-32	.400	7608 DLG	WE508
7610 DLG	.6250	1.7500	.6250	1.0920	10-32	.360	7610 DLG	WE510
7612 DLG	.7500	1.7500	.6250	1.0920	10-32	.310	7612 DLG	WE512
7614 DLG	.8750	2.0000	.6250	1.1790	10-32	.450	7614 DLG	WE514
7615 DLG	.9380	2.0000	.6250	1.1790	10-32	.440	7615 DLG	WE515
7616 DLG	1.0000	2.0000	.6250	1.1790	10-32	.380	7616 DLG	WE516
7617 DLG	1.0625	2.5625	.7500	1.4170	1/4-28	1.120	7617 DLG	WE517
7618 DLG	1.1250	2.5625	.7500	1.4170	1/4-28	1.010	7618 DLG	WE518
7620 DLG	1.2500	2.5625	.7500	1.4170	1/4-28	.950	7620 DLG	WE520

NOTE:

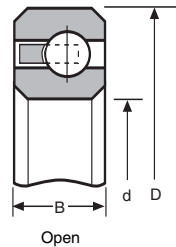
- 1.) This series is manufactured from 52100 steel and hardened to Rockwell hardness 60/64 C scale.
- 2.) This series is equipped with ribbon type steel retainer.
- 3.) 7600 DLG series has two set screws 120° apart in the inner race.
- 4.) These two series are equipped with land riding seals and dust shrouds.



Open

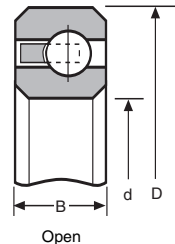
DEEP GROOVE BALL BEARINGS - THIN SECTION

Consolidated No.	Dimensions (Metric/Inch)			Approx. Wgt. (lbs.)	Interchange				
	d	D	B		FAG	INA	KAYDON	NSK	SKF
K-15008 CPO	150	166	8	.440	-	-	K15008CPO	-	-
K-16008 CPO	160	176	8	.440	-	-	K16008CPO	-	-
K-17008 CPO	170	186	8	.440	-	-	K17008CPO	-	-
K-18008 CPO	180	196	8	.460	-	-	K18008CPO	-	-
K-20008 CPO	200	216	8	.490	-	-	K20008CPO	-	-
K-25008 CPO	250	266	8	.620	-	-	K25008CPO	-	-
K-30008 CPO	300	316	8	.770	-	-	K30008CPO	-	-
K-32008 CPO	320	336	8	.860	-	-	K32008CPO	-	-
K-34008 CPO	340	356	8	.930	-	-	K34008CPO	-	-
K-36008 CPO	360	376	8	1.010	-	-	K36008CPO	-	-
K-15020 CPO	150	190	20	2.650	-	-	K15020CPO	-	-
K-16020 CPO	160	200	20	2.870	-	-	K16020CPO	-	-
K-17020 CPO	170	210	20	3.090	-	-	K17020CPO	-	-
K-18020 CPO	180	220	20	3.310	-	-	K18020CPO	-	-
K-20020 CPO	200	240	20	3.530	-	-	K20020CPO	-	-
K-25020 CPO	250	290	20	4.630	-	-	K25020CPO	-	-
K-30020 CPO	300	340	20	5.070	-	-	K30020CPO	-	-
CAA 10 CLO	1.0000	1.3750	.1875	.030	L10PA100	CSCAA010	CAA10CLO	NBC 2504	FPCAA 100
CAA 15 CLO	1.5000	1.8750	.1875	.040	L10PA108	CSCAA015	CAA15CLO	NBC 3804	FPCAA 108
CAA 17 CLO	1.7500	2.1250	.1875	.045	-	-	CAA17CLO	-	-
KA-20 CPO	2.0000	2.5000	.2500	.090	L10QA200	CSCA020	KA020CPO	NBC 5006	FPCA 200
KA-25 CPO	2.5000	3.0000	.2500	.110	L10QA208	CSCA025	KA025CPO	NBC 6306	FPCA 208
KA-30 CPO	3.0000	3.5000	.2500	.130	L10QA300	CSCA030	KA030CPO	NBC 7606	FPCA 300
KA-35 CPO	3.5000	4.0000	.2500	.150	L10QA308	CSCA035	KA035CPO	NBC 8806	FPCA 308
KA-40 CPO	4.0000	4.5000	.2500	.170	L10QA400	CSCA040	KA040CPO	NBC10106	FPCA 400
KA-42 CPO	4.2500	4.7500	.2500	.200	L10QA404	CSCA042	KA042CPO	NBC10706	FPCA 404
KA-45 CPO	4.5000	5.0000	.2500	.210	L10QA408	CSCA045	KA045CPO	NBC11406	FPCA 408
KA-47 CPO	4.7500	5.2500	.2500	.220	L10QA412	CSCA047	KA047CPO	NBC12006	FPCA 412
KA-50 CPO	5.0000	5.5000	.2500	.230	L10QA500	CSCA050	KA050CPO	NBC12706	FPCA 500
KA-55 CPO	5.5000	6.0000	.2500	.260	L10QA508	CSCA055	KA055CPO	NBC13906	FPCA 508
KA-60 CPO	6.0000	6.5000	.2500	.280	L10QA600	CSCA060	KA060CPO	NBC15206	FPCA 600
KA-65 CPO	6.5000	7.0000	.2500	.300	L10QA608	CSCA065	KA065CPO	NBC16506	FPCA 608
KA-70 CPO	7.0000	7.5000	.2500	.320	L10QA700	CSCA070	KA070CPO	NBC17707	FPCA 700
KA-75 CPO	7.5000	8.0000	.2500	.340	L10QA708	CSCA075	KA075CPO	-	FPCA 708
KA-80 CPO	8.0000	8.5000	.2500	.360	L10QA800	CSCA080	KA080CPO	-	FPCA 800
KA-90 CPO	9.0000	9.5000	.2500	.410	L10QA900	CSCA090	KA090CPO	-	FPCA 900
KA-100 CPO	10.0000	10.5000	.2500	.450	L10QA1000	CSCA100	KA100CPO	-	FPCA 1000
KA-110 CPO	11.0000	11.5000	.2500	.500	L10QA1100	CSCA110	KA110CPO	-	FPCA 1100
KA-120 CPO	12.0000	12.5000	.2500	.540	L10QA1200	CSCA120	KA120CPO	-	FPCA 1200
KB-20 CPO	2.0000	2.6250	.3125	.150	L10RA200	CSCB020	KB020CPO	NBC 5007	FPCB 200
KB-25 CPO	2.5000	3.1250	.3125	.170	L10RA208	CSCB025	KB025CPO	NBC 6307	FPCB 208
KB-30 CPO	3.0000	3.6250	.3125	.210	L10RA300	CSCB030	KB030CPO	NBC 7607	FPCB 300
KB-35 CPO	3.5000	4.1250	.3125	.240	L10RA308	CSCB035	KB035CPO	NBC 8807	FPCB 308
KB-40 CPO	4.0000	4.6250	.3125	.270	L10RA400	CSCB040	KB040CPO	NBC10107	FPCB 400
KB-42 CPO	4.2500	4.8750	.3125	.310	L10RA404	CSCB042	KB042CPO	NBC10707	FPCB 404
KB-45 CPO	4.5000	5.1250	.3125	.330	L10RA408	CSCB045	KB045CPO	NBC11407	FPCB 408
KB-47 CPO	4.7500	5.3750	.3125	.350	L10RA412	CSCB047	KB047CPO	NBC12007	FPCB 412
KB-50 CPO	5.0000	5.6250	.3125	.370	L10RA500	CSCB050	KB050CPO	NBC12707	FPCB 500
KB-55 CPO	5.5000	6.1250	.3125	.400	L10RA508	CSCB055	KB055CPO	NBC13907	FPCB 508
KB-60 CPO	6.0000	6.6250	.3125	.430	L10RA600	CSCB060	KB060CPO	NBC15207	FPCB 600
KB-65 CPO	6.5000	7.1250	.3125	.470	L10RA608	CSCB065	KB065CPO	NBC16507	FPCB 608
KB-70 CPO	7.0000	7.6250	.3125	.500	L10RA700	-	KB070CPO	NBC17707	FPCB 700
KB-75 CPO	7.5000	8.1250	.3125	.540	L10RA708	-	KB075CPO	-	FPCB 708
KB-80 CPO	8.0000	8.6250	.3125	.570	L10RA800	CSCB080	KB080CPO	-	FPCB 800
KB-90 CPO	9.0000	9.6250	.3125	.640	L10RA900	CSCB090	KB090CPO	-	FPCB 900
KB-100 CPO	10.0000	10.6250	.3125	.730	-	-	KB100CPO	-	FPCB 1000
KB-110 CPO	11.0000	11.6250	.3125	.750	-	-	KB110CPO	-	FPCB 1100
KB-120 CPO	12.0000	12.6250	.3125	.830	-	-	KB120CPO	-	FPCB 1200
KB-140 CPO	14.0000	14.6250	.3125	1.050	-	-	KB140CPO	-	FPCB 1400
KB-160 CPO	16.0000	16.6250	.3125	1.200	-	-	KB160CPO	-	FPCB 1600
KB-180 CPO	18.0000	18.6250	.3125	1.350	-	-	KB180CPO	-	FPCB 1800
KB-200 CPO	20.0000	20.6250	.3125	1.500	-	-	KB200CPO	-	FPCB 2000



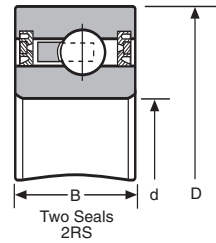
DEEP GROOVE BALL BEARINGS - THIN SECTION

Consolidated No.	Dimensions (Inch)			Approx. Wgt. (lbs.)	Interchange				
	d	D	B		FAG	INA	KAYDON	NSK	SKF
KC-40 CPO	4.0000	4.7500	.3750	.400	L10SA400	CSCC040	KC040CPO	NBC10109	FPCC 400
KC-42 CPO	4.2500	5.0000	.3750	.420	L10SA404	CSCC042	KC042CPO	NBC10709	FPCC 404
KC-45 CPO	4.5000	5.2500	.3750	.440	L10SA408	CSCC045	KC045CPO	NBC11409	FPCC 408
KC-47 CPO	4.7500	5.5000	.3750	.460	L10SA412	CSCC047	KC047CPO	NBC12009	FPCC 412
KC-50 CPO	5.0000	5.7500	.3750	.490	L10SA500	CSCC050	KC050CPO	NBC12709	FPCC 500
KC-55 CPO	5.5000	6.2500	.3750	.590	L10SA508	CSCC055	KC055CPO	NBC13909	FPCC 508
KC-60 CPO	6.0000	6.7500	.3750	.630	L10SA600	CSCC060	KC060CPO	NBC15209	FPCC 600
KC-65 CPO	6.5000	7.2500	.3750	.690	L10SA608	CSCC065	KC065CPO	NBC16509	FPCC 608
KC-70 CPO	7.0000	7.7500	.3750	.730	L10SA700	CSCC070	KC070CPO	NBC17709	FPCC 700
KC-75 CPO	7.5000	8.2500	.3750	.780	L10SA708	CSCC075	KC075CPO	-	FPCC 708
KC-80 CPO	8.0000	8.7500	.3750	.830	L10SA800	CSCC080	KC080CPO	-	FPCC 800
KC-90 CPO	9.0000	9.7500	.3750	.930	L10SA900	CSCC090	KC090CPO	-	FPCC 900
KC-100 CPO	10.0000	10.7500	.3750	1.030	L10SA1000	CSCC100	KC100CPO	-	FPCC 1000
KC-110 CPO	11.0000	11.7500	.3750	1.130	L10SA1100	CSCC110	KC110CPO	-	FPCC 1100
KC-120 CPO	12.0000	12.7500	.3750	1.230	L10SA1200	CSCC120	KC120CPO	-	FPCC 1200
KC-140 CPO	14.0000	14.7500	.3750	1.520	-	-	KC140CPO	-	FPCC 1400
KC-160 CPO	16.0000	16.7500	.3750	1.730	-	-	KC160CPO	-	FPCC 1600
KC-180 CPO	18.0000	18.7500	.3750	1.940	-	-	KC180CPO	-	FPCC 1800
KC-200 CPO	20.0000	20.7500	.3750	2.160	-	-	KC200CPO	-	FPCC 2000
KC-250 CPO	25.0000	25.7500	.3750	2.690	-	-	KC250CPO	-	FPCC 2500
KC-300 CPO	30.0000	30.7500	.3750	3.210	-	-	KC300CPO	-	FPCC 3000
KD-40 CPO	4.0000	5.0000	.5000	.720	L10TA400	CSCD040	KD040CPO	NBC10112	FPCD 400
KD-42 CPO	4.2500	5.2500	.5000	.760	L10TA404	CSCD042	KD042CPO	NBC10712	FPCD 404
KD-45 CPO	4.5000	5.5000	.5000	.800	L10TA408	CSCD045	KD045CPO	NBC11412	FPCD 408
KD-47 CPO	4.7500	5.7500	.5000	.840	L10TA412	CSCD047	KD047CPO	NBC12012	FPCD 412
KD-50 CPO	5.0000	6.0000	.5000	.880	L10TA500	CSCD050	KD050CPO	NBC12712	FPCD 500
KD-55 CPO	5.5000	6.5000	.5000	.960	L10TA508	CSCD055	KD055CPO	NBC13912	FPCD 508
KD-60 CPO	6.0000	7.0000	.5000	1.040	L10TA600	CSCD060	KD060CPO	NBC15212	FPCD 600
KD-65 CPO	6.5000	7.5000	.5000	1.120	L10TA608	CSCD065	KD065CPO	NBC16512	FPCD 608
KD-70 CPO	7.0000	8.0000	.5000	1.200	L10TA700	CSCD070	KD070CPO	-	FPCD 700
KD-75 CPO	7.5000	8.5000	.5000	1.420	L10TA708	CSCD075	KD075CPO	-	FPCD 708
KD-80 CPO	8.0000	9.0000	.5000	1.500	L10TA800	CSCD080	KD080CPO	-	FPCD 800
KD-90 CPO	9.0000	10.0000	.5000	1.680	L10TA900	CSCD090	KD090CPO	-	FPCD 900
KD-100 CPO	10.0000	11.0000	.5000	1.860	L10TA1000	CSCD100	KD100CPO	-	FPCD 1000
KD-110 CPO	11.0000	12.0000	.5000	2.030	L10TA1100	CSCD110	KD110CPO	-	FPCD 1100
KD-120 CPO	12.0000	13.0000	.5000	2.210	L10TA1200	CSCD120	KD120CPO	-	FPCD 1200
KD-140 CPO	14.0000	15.0000	.5000	2.730	-	CSCD140	KD140CPO	-	FPCD 1400
KD-160 CPO	16.0000	17.0000	.5000	3.100	-	-	KD160CPO	-	FPCD 1600
KD-180 CPO	18.0000	19.0000	.5000	3.480	-	CSCD180	KD180CPO	-	FPCD 1800
KD-200 CPO	20.0000	21.0000	.5000	3.850	-	-	KD200CPO	-	FPCD 2000
KD-250 CPO	25.0000	26.0000	.5000	4.790	-	-	KD250CPO	-	FPCD 2500
KD-300 CPO	30.0000	31.0000	.5000	5.730	-	-	KD300CPO	-	FPCD 3000



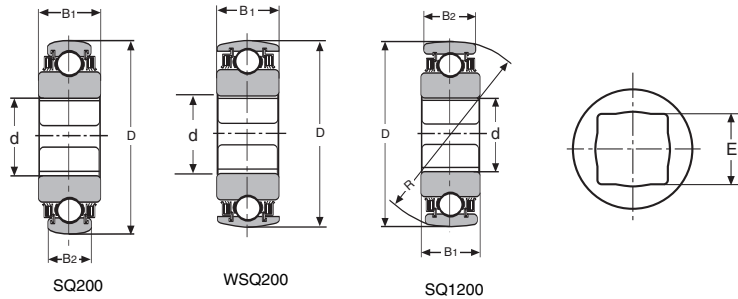
DEEP GROOVE BALL BEARINGS - THIN SECTION

Consolidated No.	Dimensions (Inch)			Approx. Wgt. (lbs.)	Interchange				
	d	D	B		FAG	INA	KAYDON	NSK	SKF
KF-40 CPO	4.0000	5.5000	.7500	1.710	L10VA400	CSCF040	KF040CPO	NBC10119	FPCF 400
KF-42 CPO	4.2500	5.7500	.7500	1.800	L10VA404	CSCF042	KF042CPO	NBC10719	FPCF 404
KF-45 CPO	4.5000	6.0000	.7500	1.890	L10VA408	CSCF045	KF045CPO	NBC11419	FPCF 408
KF-47 CPO	4.7500	6.2500	.7500	1.980	L10VA412	CSCF047	KF047CPO	NBC12019	FPCF 412
KF-50 CPO	5.0000	6.5000	.7500	2.070	L10VA500	CSCF050	KF050CPO	NBC12719	FPCF 500
KF-55 CPO	5.5000	7.0000	.7500	2.250	L10VA508	CSCF055	KF055CPO	NBC13919	FPCF 508
KF-60 CPO	6.0000	7.5000	.7500	2.430	L10VA600	CSCF060	KF060CPO	NBC15219	FPCF 600
KF-65 CPO	6.5000	8.0000	.7500	2.600	L10VA608	CSCF065	KF065CPO	NBC16519	FPCF 608
KF-70 CPO	7.0000	7.5000	.7500	2.780	L10VA700	-	KF070CPO	NBC17719	FPCF 700
KF-75 CPO	7.5000	9.0000	.7500	2.980	L10VA708	CSCF075	KF075CPO	NBC19019	FPCF 708
KF-80 CPO	8.0000	9.5000	.7500	3.150	L10VA800	CSCF080	KF080CPO	NBC20319	FPCF 800
KF-90 CPO	9.0000	10.5000	.7500	3.510	L10VA900	CSCF090	KF090CPO	NBC22819	FPCF 900
KF-100 CPO	10.0000	11.5000	.7500	3.860	L10VA1000	CSCF100	KF100CPO	NBC25419	FPCF 1000
KF-110 CPO	11.0000	12.5000	.7500	4.240	L10VA1100	CSCF110	KF110CPO	-	FPCF 1100
KF-120 CPO	12.0000	13.5000	.7500	5.090	L10VA1200	CSCF120	KF120CPO	-	FPCF 1200
KF-140 CPO	14.0000	15.5000	.7500	6.000	-	CSCF140	KF140CPO	-	FPCF 1400
KF-160 CPO	16.0000	16.5000	.7500	7.100	-	-	KF160CPO	-	FPCF 1600
KF-180 CPO	18.0000	19.5000	.7500	7.900	-	-	KF180CPO	-	FPCF 1800
KF-200 CPO	20.0000	21.5000	.7500	8.900	-	-	KF200CPO	-	FPCF 2000
KF-250 CPO	25.0000	26.5000	.7500	10.900	-	-	KF250CPO	-	FPCF 2500
KF-300 CPO	30.0000	31.5000	.7500	13.000	-	-	KF300CPO	-	FPCF 3000
KF-350 CPO	35.0000	36.5000	.7500	15.100	-	-	KF350CPO	-	FPCF 3500
KF-400 CPO	40.0000	41.5000	.7500	17.200	-	-	KF400CPO	-	FPCF 4000
KG-40 CPO	4.0000	6.0000	1.0000	3.600	-	CSCG040	KG040CPO	NBC10125	FPCG 400
KG-42 CPO	4.2500	6.2500	1.0000	3.800	-	CSCG042	KG042CPO	NBC10725	FPCG 404
KG-45 CPO	4.5000	5.5000	1.0000	4.000	-	CSCG045	KG045CPO	NBC11425	FPCG 408
KG-47 CPO	4.7500	6.7500	1.0000	4.100	-	CSCG047	KG047CPO	NBC12025	FPCG 412
KG-50 CPO	5.0000	7.0000	1.0000	4.300	L10WA500	CSCG050	KG050CPO	NBC12725	FPCG 500
KG-55 CPO	5.5000	7.5000	1.0000	4.700	L10WA508	CSCG055	KG055CPO	NBC13925	FPCG 508
KG-60 CPO	6.0000	8.0000	1.0000	5.100	L10WA600	CSCG060	KG060CPO	NBC15225	FPCG 600
KG-65 CPO	6.5000	8.5000	1.0000	5.400	L10WA608	CSCG065	KG065CPO	NBC16525	FPCG 608
KG-70 CPO	7.0000	9.0000	1.0000	5.800	L10WA700	CSCG070	KG070CPO	NBC17725	FPCG 700
KG-75 CPO	7.5000	9.5000	1.0000	6.010	L10WA708	CSCG075	KG075CPO	NBC19025	FPCG 708
KG-80 CPO	8.0000	10.0000	1.0000	6.500	L10WA800	CSCG080	KG080CPO	NBC20325	FPCG 800
KG-90 CPO	9.0000	11.0000	1.0000	7.200	L10WA900	CSCG090	KG090CPO	NBC22825	FPCG 900
KG-100 CPO	10.0000	12.0000	1.0000	7.900	L10WA1000	CSCG100	KG100CPO	NBC25425	FPCG 1000
KG-110 CPO	11.0000	13.0000	1.0000	8.600	L10WA1100	CSCG110	KG110CPO	NBC27925	FPCG 1100
KG-120 CPO	12.0000	14.0000	1.0000	9.300	L10WA1200	CSCG120	KG120CPO	NBC30425	FPCG 1200
KG-140 CPO	14.0000	16.0000	1.0000	10.800	L10WA1400	CSCG140	KG140CPO	NBC35525	FPCG 1400
KG-160 CPO	16.0000	18.0000	1.0000	12.300	L10WA1600	CSCG160	KG160CPO	NBC40625	FPCG 1600
KG-180 CPO	18.0000	20.0000	1.0000	13.700	L10WA1800	CSCG180	KG180CPO	NBC45725	FPCG 1800
KG-200 CPO	20.0000	22.0000	1.0000	18.800	L10WA2000	CSCG200	KG200CPO	NBC50825	FPCG 2000
KG-250 CPO	25.0000	27.0000	1.0000	19.500	L10WA2500	CSCG250	KG250CPO	NBC63525	FPCG 2500
KG-300 CPO	30.0000	32.0000	1.0000	23.300	-	CSCG300	KG300CPO	-	FPCG 3000
KG-350 CPO	35.0000	37.0000	1.0000	27.100	-	CSCG350	KG350CPO	-	FPCG 3500
KG-400 CPO	40.0000	42.0000	1.0000	30.800	-	CSCG400	KG400CPO	-	FPCG 4000



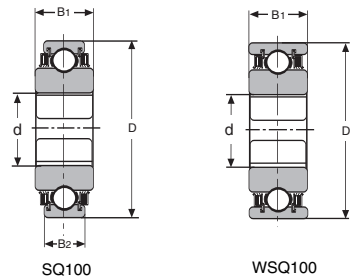
DEEP GROOVE BALL BEARINGS - THIN SECTION - TWO SEALS

Consolidated No.	Dimensions (Inch)			Approx. Wgt. (lbs.)	Interchange			
	d	D	B		FAG	INA	KAYDON	SKF
KU-40 CPO-2RS	4.0000	4.7500	.5000	.560	L10SG400.2RSD	CSCU0402RS	JU040CPO	FPCU 400-2RS1
KU-42 CPO-2RS	4.2500	5.0000	.5000	.590	L10SG404.2RS	-	JU042CPO	FPCU 404-2RS1
KU-45 CPO-2RS	4.5000	5.2500	.5000	.630	L10SG408.2RS	CSCU0452RS	JU045CPO	FPCU 408-2RS1
KU-47 CPO-2RS	4.7500	5.5000	.5000	.660	L10SG412.2RS	-	JU047CPO	FPCU 412-2RS1
KU-50 CPO-2RS	5.0000	5.7500	.5000	.690	L10SG500.2RSD	CSCU0502RS	JU050CPO	FPCU 500-2RS1
KU-55 CPO-2RS	5.5000	6.2500	.5000	.840	L10SG508.2RSD	CSCU0552RS	JU055CPO	FPCU 508-2RS1
KU-60 CPO-2RS	6.0000	6.7500	.5000	.870	L10SG600.2RSD	CSCU0602RS	JU060CPO	FPCU 600-2RS1
KU-65 CPO-2RS	6.5000	7.2500	.5000	.940	L10SG608.2RSD	CSCU0652RS	JU065CPO	FPCU 608-2RS1
KU-70 CPO-2RS	7.0000	7.7500	.5000	1.010	L10SG700.2RS	-	JU070CPO	FPCU 700-2RS1
KU-75 CPO-2RS	7.5000	8.2500	.5000	1.080	L10SG708.2RSD	CSCU0752RS	JU075CPO	FPCU 708-2RS1
KU-80 CPO-2RS	8.0000	8.7500	.5000	1.140	L10SG800.2RSD	CSCU0802RS	JU080CPO	FPCU 800-2RS1
KU-90 CPO-2RS	9.0000	9.7500	.5000	1.270	L10SG900.2RSD	CSCU0902RS	JU090CPO	FPCU 900-2RS1
KU-100 CPO-2RS	10.0000	10.7500	.5000	1.420	L10SG1000.2RSD	CSCU1002RS	JU100CPO	FPCU 1000-2RS1
KU-110 CPO-2RS	11.0000	11.7500	.5000	1.550	L10SG1100.2RSD	CSCU1102RS	JU110CPO	FPCU 1100-2RS1
KU-120 CPO-2RS	12.0000	12.7500	.5000	1.680	L10SG1200.2RSD	-	JU120CPO	FPCU 1200-2RS1
KAA-10 CLO-2RS	1.0000	1.3750	.1875	.035	-	-	JHA10CLO	-
KAA-15 CLO-2RS	1.5000	1.8750	.1875	.052	-	-	JHA15CLO	-
KAA-17 CLO-2RS	1.7500	2.1250	.1875	.060	-	-	JHA17CLO	-
KA-20 CPO-2RS	2.0000	2.5000	.25000	.100	-	-	JA020CPO	-
KA-25 CPO-2RS	2.5000	3.0000	.25000	.120	-	-	JA025CPO	-
KA-30 CPO-2RS	3.0000	3.5000	.25000	.140	-	-	JA030CPO	-
KA-35 CPO-2RS	3.5000	4.0000	.25000	.170	-	-	JA035CPO	-
KA-40 CPO-2RS	4.0000	4.5000	.25000	.190	-	-	JA040CPO	-
KA-42 CPO-2RS	4.2500	4.7500	.2500	.200	-	-	JA042CPO	-
KA-45 CPO-2RS	4.5000	5.0000	.2500	.210	-	-	JA045CPO	-
KA-47 CPO-2RS	4.7500	5.2500	.2500	.220	-	-	JA047CPO	-
KA-50 CPO-2RS	5.0000	5.5000	.2500	.230	-	-	JA050CPO	-
KA-55 CPO-2RS	5.5000	6.0000	.2500	.250	-	-	JA055CPO	-
KA-60 CPO-2RS	6.0000	6.5000	.2500	.280	-	-	JA060CPO	-
KA-65 CPO-2RS	6.5000	7.0000	.2500	.300	-	-	JA065CPO	-
KB-20 CPO-2RS	2.0000	2.6250	.3125	.150	-	-	JB020CPO	-
KB-25 CPO-2RS	2.5000	3.1250	.3125	.190	-	-	JB025CPO	-
KB-30 CPO-2RS	3.0000	3.6250	.3125	.220	-	-	JB030CPO	-
KB-35 CPO-2RS	3.5000	4.1250	.3125	.270	-	-	JB035CPO	-
KB-40 CPO-2RS	4.0000	4.6250	.3125	.300	-	-	JB040CPO	-
KB-42 CPO-2RS	4.2500	4.8750	.3125	.310	-	-	JB042CPO	-
KB-45 CPO-2RS	4.5000	5.1250	.3125	.340	-	-	JB045CPO	-
KB-47 CPO-2RS	4.7500	5.3750	.3125	.350	-	-	JB047CPO	-
KB-50 CPO-2RS	5.0000	5.6250	.3125	.370	-	-	JB050CPO	-
KB-55 CPO-2RS	5.5000	6.1250	.3125	.400	-	-	JB055CPO	-
KB-60 CPO-2RS	6.0000	6.6250	.3125	.440	-	-	JB060CPO	-
KB-65 CPO-2RS	6.5000	7.1250	.3125	.470	-	-	JB065CPO	-
KG-120 CPO-2RS	12.0000	14.0000	1.0000	9.300	-	-	JG120CPO	-
KG-140 CPO-2RS	14.0000	16.0000	1.0000	10.800	-	-	JG140CPO	-
KG-160 CPO-2RS	16.0000	18.0000	1.0000	12.300	-	-	JG160CPO	-
KG-180 CPO-2RS	18.0000	20.0000	1.0000	13.700	-	-	JG180CPO	-
KG-200 CPO-2RS	20.0000	22.0000	1.0000	15.800	-	-	JG200CPO	-
KG-250 CPO-2RS	25.0000	27.0000	1.0000	19.500	-	-	JG250CPO	-
KG-300 CPO-2RS	30.0000	32.0000	1.0000	23.300	-	-	JG300CPO	-
KG-350 CPO-2RS	35.0000	37.0000	1.0000	27.100	-	-	JG350CPO	-
KG-400 CPO-2RS	40.0000	42.0000	1.0000	30.800	-	-	JG400CPO	-



AGRICULTURAL BALL BEARINGS - SQUARE BORE - SPHERICAL O.D.

Consolidated No.	Dimensions (Inch)					Approx. Wgt. (lbs.)	Interchange				
	d	B1	E	B2	D		BCA	FAF	FED	ND	NTN
SQ-208-014	.8750	1.4375	0.9055	0.7087	3.1496	1.660	DS208TT13	W208PPB13	TNS208S78	AS4508FF	1AS08-7/8
SQ-208-100	1.0000	1.4375	1.0345	0.7087	3.1496	1.590	DS208TT6	W208PPB6	TNS208S	AS4508BK	1AS08-1
SQ-208-100X	1.0000	1.4375	1.0345	1.1875	3.1496	1.880	DS208TT9	W208PPB9	TS208S	AS4508BE	2AS08-1
SQ-208-102	1.1250	1.4375	1.1811	0.7087	3.1496	1.500	DS208TT5	W208PPB5	TNS208S1	AS4508BJ	1AS08-1.1/8
SQ-208-102X	1.1250	1.4375	1.1811	1.1875	3.1496	1.660	DS208TT8	W208PPB8	TS208S1	AS4508EF	2AS08-1.1/8
SQ-209-104	1.2500	1.4375	1.2913	1.1875	3.3465	1.770	DS209TT5	W209PPB5	TS209S2	AS4509A	2AS09-1.1/4
SQ-210-102	1.1250	1.4375	1.1811	1.1875	3.5433	2.230	DS210TT6	W210PPB6	TS210S1A	-	2AS10-1.1/8
WSQ-210-102	1.1250	1.1890	1.1811	-	3.5433	2.190	DS210TT4	W210PPB4	TWS210S1	-	3AS10-1.1/8
WSQ-211-108	1.5000	1.3125	1.5311	-	3.9370	2.650	DS211TT3	W211PPB3	TWS211S4	AS4511BE	3AS11-1.1/2
GWSQ-211-108	1.5000	1.3125	1.5311	-	3.9370	2.650	DS211TTR3	GW211PPB3	TWS211S4R	RAS4511BE	3AS11-1.1/2D1
SQ-1208-014	.8750	1.4375	0.9055	1.1875	3.4375	2.190	DS208TT11	W208PPB11	TSC208S78	AS4508FC	4AS08-7/8
SQ-1208-102	1.1250	1.4375	1.1811	1.1875	3.4375	2.030	DS208TT12B	W208PPB12	TSC208S1A	AS4508BC	4AS08-1.1/8
SQ-1209-104	1.2500	1.4375	1.2913	1.1875	3.4375	1.990	DS209TT7	W209PPB7	TSC209S2A	AS4509AC	4AS09-1.1/4
SQ-1211-108	1.5000	1.7500	1.5311	1.4380	4.1250	2.980	DS211TT6	W211PPB6	TSC211S4A	AS4511AC	4AS11-1.1/2
GSQ-208-100A	1.0000	1.4375	1.0345	0.9449	3.1496	1.770	DS208TTR6	GW208PPB6	TAS208SR	RAS4508AE	1AS08-1D1
GSQ-208-102A	1.1250	1.4375	1.1811	0.9449	3.1496	1.480	DS208TTR5	GW208PPB5	TAS208S1R	RAS4508BJ	1AS08-1.5/32D1
GSQ-208-102XA	1.1250	1.4375	1.1811	1.1875	3.1496	1.810	DS208TTR8	GW208PPB8	TS208S1R	RAS4508EF	2AS08-1.1/8D1
GSQ-209-104	1.1250	1.4375	1.2913	0.8661	3.3465	1.660	DS209TTR8	GW209PPB8	TAS209S2R	-	-



AGRICULTURAL BALL BEARINGS - SQUARE BORE - CYLINDRICAL O.D.

Consolidated No.	Dimensions (Inch)					Approx. Wgt. (lbs.)	Interchange				
	d	B1	E	B2	D		BCA	FAF	FED	ND	NTN
SQ-108-100	1.0000	3.1496	1.4375	1.0345	0.7090	1.590	DC208TT6	W208PP6	TN208S	-	-
SQ-108-102	1.1250	3.1496	1.4375	1.1811	0.7090	1.500	DC208TT5	W208PP5	TN208S1	AS4508BH	5AS08-1.1/8
SQ-108-102X	1.1250	3.1496	1.4375	1.1811	1.1880	1.660	DC208TTR8	W208PP8	T208S1	AS4508BD	6AS08-1.1/8
SQ-110-102	1.1250	3.5430	1.4375	1.1811	1.1880	2.230	-	W210PP6	-	-	-
SQ-111-108	1.5000	4.0000	1.7500	1.5311	1.4380	3.490	DC211TT5	W211PP5	T211S4A	AS4511AE	6AS11-1.1/2V1
WSQ-110-102	1.1250	3.5430	1.1875	1.1811	-	2.190	-	W210PP4	-	AS4510B	-
WSQ-111-108	1.5000	3.9370	1.3125	1.5311	-	2.650	DC211TT3	W211PP3	TW211S4	AS4511BD	7AS11-1.1/2
GWSQ-110-102	1.1250	3.5430	1.1875	1.1811	-	2.190	DC210TTR4	GW210PP4	TW210S1R	RAS4510B	7AS10-1.1/8D1
GWSQ-111-108	1.5000	3.9370	1.3125	1.5311	-	2.650	DC211TTR3	GW211PP3	TW211S4R	RAS4511BD	7AS11-1.1/2D1

NOTE:

- 1.) Prefix "SQ" designates square bore.
- 2.) Prefix "WSQ" designates square bore wide width.
- 3.) Prefix "G" designates relubricatable type.
- 4.) All sizes are equipped with "Triple Lip Seals".



Our Service Is...

Making our products readily available to you through a nationwide system of warehouses and sales offices. **Consolidated** is ready to fulfill your daily or long term requirements for bearings and related products. We offer the following:

Same Day Shipping Service - All orders that can be filled are shipped the same day they are received.

Emergency Shipment Service – Our staff is available to serve your requirements 24 hours a day, throughout the year including holidays. Emergency phone numbers are listed in our current price schedule.

Overseas Air Service – If stock is available, **Consolidated** will arrange airfreight shipments from our overseas suppliers. Shipments are normally delivered within 10 days.

Direct Phone Order Service – Your calls reach our order desks directly. No voice mail and no delays. WATS numbers for all warehouse locations are listed on the back page of our current price schedule.

Stock Availability Service – With our computerized inventory control system, we can provide you with an immediate answer concerning stock availability from all of our nine (9) warehouse locations. For items not available, precise delivery dates can usually be given.

Technical Service – Our engineering staff can provide you with up-to-date technical information regarding all types of bearing applications.

24-Hour Fax Service – Fax numbers for all warehouse locations are indicated on the back page of our current price schedule.

Bearing Modification Service – Our Cedar Knolls facility is equipped to modify cylindrical roller and needle bearings to various internal clearances – C/3, C/4, W/23, C/5 or custom clearances to meet your special requirements.